

WEDDING guide™

Sister Magazine of *Bruidsgids*

2019

Caroline-Grace

"My relationship with God is my **top priority** and I consider Him in all that I do."

New!
Bride of the year

The most comprehensive
Budget & Wedding Planner

Save!
Discount Vouchers



R61.00 (incl. VAT)

SISTER MAGAZINE OF

BRUIDS-



آموزشگاه انعکاس منبع جدیدترین اطلاعات، مقالات و دوره‌های آموزشی طراحی لباس و مدشناسی

Enekas.Academy

Enekas.Academy






BG&WG
BRUIDSGIDS WEDDING GUIDE

exp04
Brides



آموزشگاه انعکاس منبع جدیدترین اطلاعات، مقالات و دوره‌های آموزشی طراحی لباس و مددشناسی





WE INVITE YOU TO BRUIDSGIDS EXPO4BRIDES

16 & 17 Feb 2019 • Brooklyn Mall, Pretoria • 09:00 – 15:00

Are you newly engaged? We are just as excited about your big day as you are! You are invited to join us at the **longest running Bridal Expo in South Africa**. With an extensive range of suppliers in the wedding industry, you are sure to be overwhelmed by the inspiration for your big day!

BG & WG
BRUIDSGIDS WEDDING GUIDE

expo4
Brides

www.expo4brides.co.za | facebook.com/bruidsgids

آموزشگاه انعکاس منبع جدیدترین اطلاعات، مقالات و دوره‌های آموزشی طراحی لباس و مدشناسی



Did you get married in 2018?
ENTER NOW
for *Bruidsgids & Wedding Guide's*
Bride of the Year competition!

Photos: RDK Photography



For more information, scan this QR code
or visit www.weddingguide.co.za/bruid-van-die-jaar



آموزشگاه انعکاس منبع جدیدترین اطلاعات، مقالات و دوره‌های آموزشی طراحی لباس و مدشناسی

 Enekas.Academy

 Enekas.Academy



Content



Expo4Brides.....	Inner Front Page
Bride of the Year Competition.....	2
Editor's Letter.....	4
Cover Girl.....	6
Wedding Day Timeline.....	8
Planning and Budget.....	10
Marriage Counselling.....	22
African Bride Section.....	24
The Ring.....	46
The Marriage ceremony.....	55
Music.....	57
Photography & Photo Booth.....	59
Invitations.....	64
The Antenuptial Contract.....	66
The Bride.....	68
More Than a Bride.....	69
Hair & Beauty.....	71, 45
Teeth Whitening.....	74
Wedding Dress.....	31, 36, 78
Dress Fabric.....	42, Back Page
The Groom.....	102
Menswear.....	102
The Stag Party.....	106
The Groom's Speech.....	107
The Honeymoon.....	108
Mother of the Bride/Groom.....	112
The Second Marriage.....	120
Tips & Trends.....	122
Gifts.....	123
Décor, Rentals & Wedding Planning.....	25, 28, 29, 124
Wedding Cakes.....	30, 130
Flowers.....	136
Wedding Venue.....	140
Real Weddings.....	168
Discount Coupons.....	176
List of Suppliers.....	191



Editors' Letters



Dear Bride and Groom

To keep the process orderly and to manage the budget, it is wise to plan your wedding well. Good planning will ensure that some aspects are not too lavish or others too tightly budgeted. By using our magazines, *Wedding Guide* and *Bruidsgids*, you already have a kick-start in the absolute right direction! Do not miss the very helpful article on Planning & Budget on pages 10 - 21.

I think that we often get so caught up in all of the effort we are putting in to this one day that we think this is the most important day of our lives. I feel we forget that the marriage itself is much more important and that how we love and treat each other is really the essence. The wonderful thing about marriage is that you have this one loyal partner for life to share your innermost feelings of joy and sorrow with. In our busy lives, we need someone to lend their ears to listen and an understanding heart. May you choose this companion for life very wisely. If you doubt, then don't. May God be the One who shows you who is your soulmate and lover till death parts you.

For many, many years, our magazines have helped thousands of brides with happy planning and unforgettable wedding days. After 23 years, I am now writing my last editor's letter as Mariet van Niekerk is our new Editor for both *Bruidsgids* and *Wedding Guide*. I am so excited to see her blooming while doing what she so thoroughly enjoys. May you be blessed and enjoy every moment as much as I did, Mariet.

To my super-loyal ninja team who worked with me for so many years, I will always treasure our special relationships – may you all prosper and may you always seek our Father's will. Thank you so much for everything. To our wonderful advertisers and brides, may you all be blessed in abundance. A big thank you to my husband and children who always support and love me unconditionally.

May happy, grounded marriages rule in our beautiful country and may God always be the centre of our lives. I give Him all the glory.

Lots of love,
Jeanette van der Merwe

Dear Bride and Groom

As I am writing this letter I am overlooking the beautiful Wilge River. The tranquil sound of the water running over the stones fills my soul with peace, the peace that only water can bring, and the peace that not all brides may feel before their wedding day. It reminds me of the wedding of one of my dear girlfriends. When her sister asked her just before the ceremony if she felt anxious, my friend responded: "No, I actually can't wait to stand before the altar next to the man of my dreams so that our life together can begin at last."

After that day, I have spoken to countless divorced couples and heard the same words time and again: "I had my doubts, I was afraid I was making a mistake, but it was too late to back out." Dear bride, it is never too late! Today I want to urge every bride-to-be – do not get married because you have reached the marrying age or because all your girlfriends are getting married. Only get married, if you know with all your heart that you are engaged to the man God has prepared for you.

In my very first letter as the new editor of *Bruidsgids & Wedding Guide*, that is the message I want to share with every future bride. Just as you are entering a new phase of your life, as a bride to be, I myself am also entering a new phase in my life. After 23 years Jeanette van der Merwe, the founder of *Bruidsgids & Wedding Guide*, has decided to entrust her dream to me. I look forward to keeping her vision of 23 years ago alive and helping just as many brides as in the past and many more to plan their dream wedding.

My wish for every bride-to-be is that it will be the happiest time of your life, that you will enjoy every minute of the planning process and that *Wedding Guide* will help to make the process easier. May you have the fairy-tale wedding you have always dreamed about, but never forget that it's all about more than just that one beautiful day, that marriage is a covenant between husband and wife.

In conclusion, I would like to wish every couple a blessed marriage. "Listen for God's voice in everything you do, everywhere you go; He's the one who will keep you on track." Proverbs 3:6 (The Message)

Love,
Mariet van Niekerk



Meet the Team



Marietjie Uys
Sub Editor



Carolien Prinsloo
Office Manager & Expo4Brides



Kitty Meiring
Marketing



Natasha Barnard
Marketing




Sonja van Vuuren
Telesales




Marietjie Neiteler
Telesales




Sonja van Zyl
Limpopo Marketing



Jaco Cilliers
Layout, Website & Social Media



Isaac Mashiloane
Driver & Administrator



Lorna Loveday
Wedding Info Centre



ADVERTISE WITH US

(012) 004 0248 | admin@adroc.co.za
www.weddingguide.co.za

Wedding Guide™ 2019 EDITION IS COMPILED, PUBLISHED AND EDITED BY ADROC cc.

TEL: 012 365 2205/6, 012 004 0248, FAX: 012 348 8619, EMAIL: admin@adroc.co.za
PO BOX 195, MENLYN 0063

While every effort has been made to ensure the accuracy of information in the magazine, no responsibility can be accepted for the quality of goods and services supplied by advertisers. All Rights Reserved. Reproduction in whole or in part either electronically or conventionally without the written permission of the publisher is strictly prohibited.

COPYRIGHT © ADROC CC PRETORIA 2018.



آموزشگاه انعکاس منبع جدیدترین اطلاعات، مقالات و دوره‌های آموزشی طراحی لباس و مدشناسی

Enekas.Academy

Enekas.Academy



Living the adventure

Wedding Guide spoke to Caroline-Grace Brüssow, who married rugby player Heinrich Brüssow in 2013.



When you listen to this Free State girl talk about growing up in Bloemfontein, you soon see that she is much more than a special voice, a pair of fabulously beautiful eyes and a mane of blonde hair. After matriculating from Eunice Girls' High School in Bloemfontein, she studied at the University of the Free State and graduated with an LLB.

Caroline-Grace says she had an adventurous childhood. "I loved to explore. Our house was right next to a koppie. I would make my own little house from anything I could find. I would sweep the mud floor with a broom and make chairs from bricks and a fence from pieces of wood. I would dig around for any sort of treasure I could find. My exploring habits often got me into trouble, because I would end up in most of our neighbours' backyards. I was a real dreamer. I believe this helped shape my character."

The grown-up Caroline-Grace considers relationships, communication and respect important in her life.

"My relationship with God is my top priority and I consider Him in all that I do."

"My relationship with my husband is also most important." After five years of playing club rugby in Japan, her husband, former Springbok flank Heinrich Brüssow, now plays with the Northampton Saints in England.

Caroline-Grace, who was one of the top four singers in *The Voice SA* in 2017, has been singing for most of her life and is a talented vocalist.

Because of their career demands, the couple has a long-distance relationship. She says spending time

with her husband, just being in his presence, is therefore very precious.

She confesses that slow drivers, ANYTHING SLOW, drive her nuts.

Caroline-Grace admires her mother because of her strength and endurance, commenting, "She has had to endure so much in her life. She is a powerhouse and full of grace."

When asked which of her husband's character traits she considers special, she says simply, "He is not selfish at all and he is an incredible leader and protector. He can analyse a situation very quickly and get to the best solution quickly."

What makes a marriage successful?

Caroline-Grace's answer is short and direct: A marriage built on the foundations of God and unconditional love.



Dress

Olivelli Bridal
011 782 1155

Flowers

Oopsie Daisy
Flowers & Décor

Hair & Make-Up

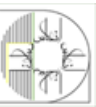
Mel Taylor
071 037 4508

Photographer

RDK Photography
082 075 4691

Venue

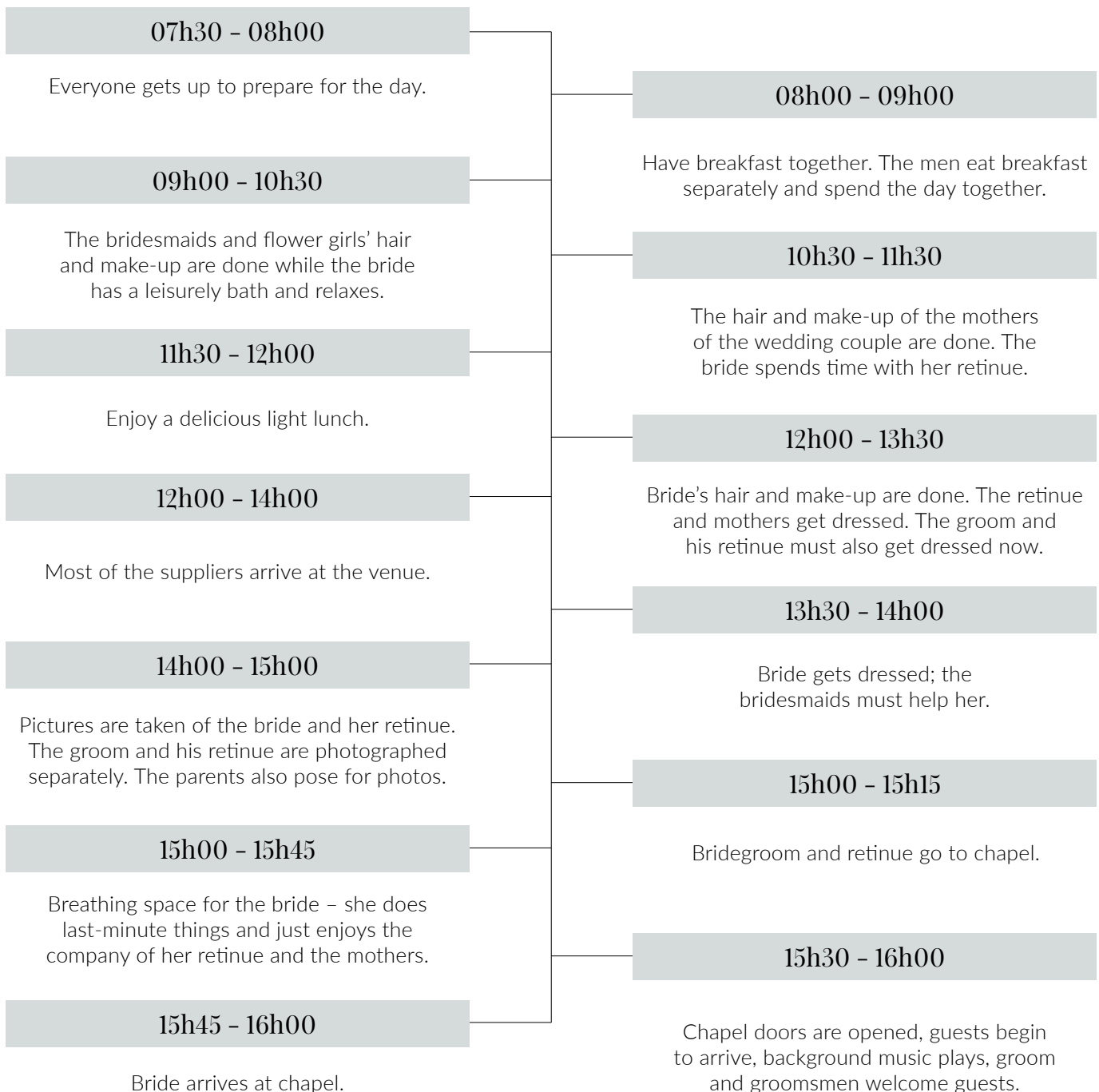
The Hertford





Wedding day timeline

Your wedding day need not be a mad rush...



16h00 - 16h30

Ceremony

- Flower girls enter, followed by bridesmaids
- Doors are closed
- Bride and her father walk in
- Minister welcomes the wedding couple and guests
- Vows are made
- Rings are exchanged
- Minister pronounces wedding couple man and wife
- First kiss as a married couple
- If the couple has a unity candle, it can now be lit
- Guests leave the chapel while the wedding couple sign the register

18h00 - 18h10

Guests go to the venue.

18h15 - 18h30

Master of ceremonies explains programme.

19h00 - 19h15

Toasts and grace.

20h00 - 20h30

Toasts and groom's speech.

20h45 - 21h00

The cake is cut.

21h30 - 21h45

If garter and bouquet will be thrown, it is done now.

16h30 - 16h50

Confetti is thrown and wedding couple spends a few minutes with guests (cake can also be cut at this point).

16h50 - 17h20

Pictures with retinue and parents.
Guests enjoy refreshments.

17h20 - 18h10

Wedding couple poses for pictures.
Guests enjoy refreshments.

18h10 - 18h15

Master of ceremonies welcomes the bridal couple.

18h30 - 19h00

Hors d'oeuvres are served.

19h15 - 20h00

Main course is served.

20h30 - 20h45

If there is dancing, the bridal couple will open the dance floor at this point.

21h00 - 21h30

Dessert is served.

21h45 - 00h00

Guests dance and enjoy each other's company.





Planning and budget

Because every bride has her own timeline for planning her wedding, we have not provided a monthly or weekly planner here. Our budget planner on pages 12-21 reflects every detail, from the most minor to all major items. Therefore, when you work through this budget planner, you will see exactly what to remember when planning your wedding. It is your all-important checklist for budget items and the details of your wedding.



Important steps to remember when planning your wedding:

- 1 | Begin by attending a pre-wedding compatibility course.
- 2 | Look through wedding magazines such as *Bruidsgids*

and *Wedding Guide* and browse on weddingguide.co.za for ideas that you like.

- 3 | Compile your guest list so that you will know from the word go more or less how many guests there will be, because it will determine the size of the venue you will need.

- 4 | If you want to use a coordinator, appoint that person before you decide on anything else. Most venues have a function coordinator or function manager.

However, a wedding coordinator does much more and will be involved in all your wedding arrangements right from the start.



5 | Decide where you will get married and who will take the photographs. These two steps need to be done immediately, because venues and photographers are usually prebooked months ahead.

6 | Include your mother and mother-in-law in your arrangements. The day is just as precious to them as to you.

7 | Send out reserve-the-date notices as soon as you know where and when you are getting married.

8 | Send out your invitations 2–3 months before the time.

9 | Compile a gift registry/wish list, but only email it to people who request it.

10 | Decide on the rest of the service providers and pay their deposits once you are certain that you will use them.

To make sure you have thought of every possible aspect of the wedding, tick off items that you have completed on the budget list on pages 12 to 21.

11 | When considering possible service providers, it is important to ask them for references from brides who have used their services before you book them.

12 | Arrange with the caterers and pastrycook to taste the wedding food and cake before the time.

13 | Remember to book the minister, master of ceremonies and the people who will propose the toasts. It is very important to brief them in detail

closer to the time. Remind them that jokes should be witty, but not vulgar.

14 | You can call all the service providers a week before the event to confirm everything.

15 | Do at least one rehearsal with the retinue in the church.

16 | Do call the minister a day before the wedding and remind them – they can really forget!

17 | Compile your own timeline for the wedding day. We have included an example on pages 8 and 9.

18 | Go to bed early on the night before the wedding.

Other aspects of the arrangements and budget to remember:

- Ask someone to return all rented items on the day after the wedding.

- **VERY IMPORTANT:** ask someone to take your gifts and envelopes into safekeeping.

- Remember to provide food and seating for service providers at the wedding, such as the photographer, DJ, coordinator etc.

- Make sure exactly what is provided by your venue.

- Service providers generally offer better rates for winter weddings.

- You may negotiate with your venue to provide your own table wine and sparkling wine, but you will have to pay corkage.

- Prices will be higher after midnight. The venue hire is normally limited to midnight as well. An hourly rate will apply from then on. You can ask the venue if they have a reception area where guests can continue to socialise free of charge.

- Check that the person who does the drapery has personally treated the materials with a fire retardant. The venue will require a relevant certificate. If the materials have not been treated, you will have to pay any damages.

- The bride and groom's parents are responsible for their own outfits.

- If you decide on an island honeymoon, we recommend taking one of the all-inclusive packages. They may initially seem more expensive, but couples who have tried them agree afterwards that they are really more affordable.

The price will be determined by the time of year that you are going, how early you have booked and how long your stay will be.

- Find out what your photographer's package includes. We are referring not only to the number of photographs and albums included, but also to how many photographers will be on duty and how many hours they will be at the wedding.



We sourced these prices from suppliers. Although we have tried to be as accurate as possible, they are still guidelines only. Use this list as a checklist, ticking off items as you progress. You will not necessarily use everything listed here. Space has been left open for additional items. We hope this budget will put you on the right track.

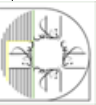


What has to be done:	Indication of costs:	Budgeted:	Actual costs:	Tick off:
PRINTING				
* Prices depend on the size, how long it takes the machine to do the printing, the amount of laser work and the material from which the card is made.				
Save the date cards	R10 - R80 per card			
Invitations and envelopes	R10 - R140 per invitation			
Postage (usually not by priority mail)	R3,90 - R9,55 (depending on the envelope size)			
Website (some suppliers charge once-off and others per month)	R500 - R4 200 (number of pages plays a role)			
Table plan (depending on the number of tables)	R150 - R800			
Loose cards as alternative for table plan	R5 - R35 per card			
Nametags	R5 - R20 per nametag			
Welcome board	R150 - R700 (R300 - R500 is a good average)			
Table numbers (can be combined with programmes and menus)	R5 - R60 (depending on the number of tables)			
Programmes (can be combined with table numbers and menus)	R9 - R70 per programme			
Menus (can be combined with table numbers and programme)	R8 - R55 per menu			
Guest book	R120 - R700 (R200 - R500 is a good average)			
Gift boxes	R10 - R65 per gift box			
Thank-you cards for sending out after the wedding	R9 - R40 per thank-you card			
Mini-newspaper or booklet with all the information	R16 - R60 per booklet/mini-newspaper			
SUBTOTAL:				



BRIDE'S OUTFIT

Wedding dress hire	R5 000 - R15 000 (R7 000 - R12 000 is a good average)		
Wedding dress off the shelf	R5 000 - R35 000 (R18 000 - R23 000 is a good average)		
Headress and veil (depends on material and length)	R200 - R8 000 (R500 - R3 000 is a good average)		
Shoes	R300 - R 1600		
Accessories (hoop, jacket, heel protectors etc.)	R15 - R2 000 (depending on your extras)		
Jewellery (costume or real jewellery)	R15 - R40 000 (could be even more)		
Colouring hair pre-wedding	R400 - R2 500 (depending on length)		
Hairstyling – pre-wedding trial run	R500 - R1 300 (depending on length and style)		
Hairstyling – wedding day	R500 - R1 200 (depending on length and style)		
Make-up – trial run beforehand	R500 - R1 200		
Make-up (a touch-up kit is usually included) – wedding day	R800 - R1 500		
Make-up touch-up	Approximately R50 per touch-up and/or R200 per hour		
* Most make-up artists and hairstylists have special wedding packages – ask for more information			
Beauty treatments	R200 - R1 000 per set		
Underwear	R200 - R1 000 per set		
Perfume	R150 - R2 700		
Gynaecologist	R800 - R1 800 per examination (first appointment is the most expensive)		
Garter	R45 - R250		
Slimming	R80 - R5 000 (depending on the diet plan, program or pills)		
Tanning	R350 - R550 (bronzing spray/sunbed)		
Bleaching teeth	R995 - R4 500		
Fingernails	R250 - R550		
Toenails	R200 - R500		
Tiara/wreath	R60 - R3 000 (R200 - R400 is a good average)		



What has to be done:	Indication of costs:	Budgeted:	Actual costs:	Tick off:
Groom's ring	R200 - R17 000 (R2 000-R5 000 is a good average)			
Silicon ring – ideal for a man who does physical work and/or works out	R400 - R700			
SUBTOTAL:				
GROOM'S OUTFIT				
Suit/Tuxedo (buy/have made)	R800 - R8 500 (R2 000 - R4 000 is a good average)			
Suit/Tuxedo (rent)	R500 - R2 000			
Bought shirt	R250 - R1 000			
Rented shirt	R100 - R1 000			
Shoes	R300 - R2 000			
Socks	R50 - R150			
Bought belt	R200 - R400			
Rented belt	R80 - R120			
Rented cravat / bow tie / tie	R40 - R100			
Bought cravat / bow tie / tie	R150 - R400			
Accessories (pocket square, pins, cufflinks, braces etc.)	R20 - R400 per item (rent/buy)			
Haircut	R110 - R180			
Hairstyling	R110 - R180			
Bride's ring	R1 000 - R140 000			
SUBTOTAL:				
BRIDAL PARTY'S OUTFITS				
Bridesmaids' dresses	R850 - R4000			
Bridesmaids' shoes	Bridesmaids provide their own			
Bridesmaids' make-up	R500 - R600			





Bridesmaids' hair	R400 - R 800 (depending on length and style)		
Robes for bridesmaids	R150 - R650		
Flower girls' dresses	R400 - R1 700		
Flower girls' shoes	Their parents should provide them with shoes		
Flower girls' hair	R100 - R500 (depending on length and style)		
Flower girls' make-up	R60 - R250		
Groomsmen's suits - bought	800 - R6 000 (R2 000 - R4 000 is a good average)		
Groomsmen's suits - rented	R500 - R1 000		
Groomsmen's shirts - bought	R250 - R1 000		
Socks	R50 - R150		
Bought belt	R200 - R400		
Rented belt	R80 - R120		
Rented cravat / bow tie / tie - rented	R40 - R100		
Bought cravat / bow tie / tie	R150 - R400		
Dress for mother of the bride	She provides her own		
Shoes for mother of the bride	She provides her own		
Hairstyling for mother of the bride	R400 - R800		
Make-up for mother of the bride	R500 - R600		
Dress for mother of the groom	She provides her own		
Shoes for mother of the groom	She provides her own		
Hairstyling for mother of the groom	R400 - R800		
Make-up for mother of the groom	R500 - R600		
Accessories for the wedding party, e.g. brooches etc.	R15pp - R500pp (depending on the accessories)		



What has to be done:	Indication of costs:	Budgeted:	Actual costs:	Tick off:
Shirts for the bridal party	R100 - R300 per shirt with inscription			
Hangers with inscriptions	R35 - R150 per hanger			
SUBTOTAL:				
FLOWERS				
*The type of flowers and season are the main determining factors. You can spend as much as you like on the flowers depending on your budget.				
Church service	R500 - R2 000			
*The flowers for the church service are usually included in the charges for the venue's flowers because they are taken to the reception area after the ceremony.				
Bridal bouquet	R250 - R3 000 (R400 - R850 is a good average)			
Optional: separate bouquet for tossing	R100 - R400			
Bouquets for bridesmaids and maid of honour	R100 - R1 500 per bouquet (R300 - R400 is a good average)			
Corsages	R25 - R350 per corsage (R40 - R75 is a good average)			
Boutonnieres	R30 - R100 per boutonniere			
Wrist corsages	R90 - R500 per corsage (R125 - R175 is a good average)			
Flowers for reception	R10 000 - R40 000			
Flower girls' wreaths	R120 - R400			
Flower girls' baskets	R120 - R400			
Set-up charge	R800 - R2 000			
SUBTOTAL:				
CEREMONY IN CHURCH				
Church/Chapel fee	R1 500 - R5 500			
Wooden doors or arch	R400 - R2 500 rental			
Wedding ring pillow/box	R40 - R250			
Kneeling cushion	R150 - R350			





confetti	R5pp - R30pp			
confetti stand (usually included in venue hire)	R80 - R200 rental			
flinister	R500 - R3 000			
nity candle set	R450 - R1 000			
candles	R1.80 - R610 per candle			
andelabras	R40 - R500 rental			
carpet (usually included in chapel fee)	R150 - R2 000 rental (10-20 m)			
carpet with personal message/verse	R1 500 - R3 000 (10-20 m)			
UBTOTAL:				
PHOTOGRAPHS				
engagement pictures (price determined by package)	R750 - R2 000			
photographer for wedding day (price determined by package)	R5 000 - R4 0000 (usually 8 hours)			
wedding album	R800 - R7 500			
album for parents	R800 - R7 500			
additional prints and enlargements	R10 - R95 per photo			
Albums and photographs can be added at extra cost. Most photographers do printing on canvas as well.				
videography	R3 000 - R19 000			
photo booth	R2 500 R5 000 (depending on number of hours)			
UBTOTAL:				
MUSIC				
music in church (DJ)	R500 - R2 000			
music in church (organist, string ensemble)	R4 500 - R5 500 for the first hour, R1 200 - R1 900 thereafter			
Price is determined by number of musicians and duration.				
reception (orchestra or DJ)	R4 000 - R9 000 for 9-hour package			
Prices depend on duration and the extras taken, such as additional DJ, smoke machine, extra microphones and/or loudspeakers, mood lighting etc.				



What has to be done:	Indication of costs:	Budgeted:	Actual costs:	Tick off:
Extra playing time after midnight	R400 per hour before midnight and R800 per hour after 24:00			
SUBTOTAL:				
PARTIES				
Engagement party	The dinner should preferably not cost more than R3 000.			
Bridesmaids' lunch (we recommend platters)	R45 - R100 pp (R55 pp is a good average)			
Rehearsal dinner (we recommend platters)	R45 - R100 pp (R55 pp is a good average)			
After-wedding breakfast (usually included for guests who sleep over)	R100 - R180 for guests who did not sleep over			
SUBTOTAL:				
MISCELLANEOUS				
Lawyer (prenuptial contract)	R1 200 - R1 900			
Marriage preparation	R2 300 - R3 500			
Wedding vehicle	R3 500 - R4 500 for 100 km, thereafter R350/hour or R15/km			
Coordinator	R5 000 - R30 000 (R8 000-R12 000 is a good average)			
* Coordinators usually charge per person or a percentage of the cost of the wedding, on average 15 - 20%. The venue hire usually includes a coordinator or function manager, but they just handle the coordination of the reception.				
Child minder	R350 - R 450			
Dance lessons (price depends on number of classes)	R2 400 - R5 000 (R3 000 - R3 500 is a good average)			
Father of the bride dance	R1 000 - R2 000			
Suppliers' travel costs	R3 - R 6 per km			
Suppliers' accommodation	R400 - R1 500 per supplier			
Some venues charge a fee if one does not use their suppliers	R500 - R2 000			
Security / Car guard	Included in venue hire			
SUBTOTAL:				



RECEPTION

Venue hire (depends on time of year and day of week)	R2 500 - R25 000		
Breakage deposit	R1 000 - R3 000		
Room where bride can get ready	Included in venue hire		
Food (remember to include meals for suppliers)	R300pp - R780pp		
Children's menu	R90pp - R250pp (R120 per child is a good average)		
Sparkling wine	R80 - R300 per bottel (R100 - R180 is a good average)		
Champagne glasses for bridal couple	R30 - R450		
Wine	R80 - R300 per bottel (R100 - R180 is a good average)		
Fruit juices (usually included in menu)	R35 - R65 per container		
Wedding cake	R1 900 - R7 000		
Setting up of wedding cake	R100 - R400		
Flowers for cake (obtainable from florist handling the wedding flowers)	R200 - R400		
Cake accessories	R50 - R200		
Knife for cutting cake	R100 - R699 (R250-R450 is a good average)		
Wedding cake stand - rental	R30 - R500 (R150 - R250 is a good average)		
Wedding cake stand - purchase	R150 - R800 (R200 - R400 is a good average)		
DJ or orchestra	See under Music		
Pre-reception drinks (usually included in venue hire)	R 8 - R30 per drink		
Pre-reception refreshments (usually included in venue hire)	R20 - R60 pp		
Bartenders (usually included in venue hire, 8-hour shift)	R50 - R150 an hour per bartender (1 for each 10 - 35 guests)		



What has to be done:	Indication of costs:	Budgeted:	Actual costs:	Tick off:
Waitrons (waitrons usually included in venue hire, shifts of about 6 hours)	R50 - R150 an hour per waitron (1 for every 2 - 3 tables)			
Drapery (put up by suppliers)	R100 - R150 per running metre			
Fairy lights (put up by suppliers)	R80 - R150 per running metre			
Drapery combined with fairy lights	R120 - R200 per running metre			
Flower stands, vases, mirrors	R2 - R500 rental, sometimes included in flower fees			
Candelabras	R40 - R500 rental			
Candles	R1.80 - R610 per candle			
Underplates (mostly included in venue hire)	R2.50 - R28 rental			
Tables, chairs, chairs for bridal couple, serving dishes, crockery, cutlery, glasses etc.	Included in venue hire			
* Check that a register table, gift table, table for the DJ, coffee table and podium are supplied.				
Tablecloths, serviettes and serviette decorations	Included in venue hire			
Chair covers (mostly included in venue hire)	R6 - R17 rental per cover (full or half covers)			
Chair bows	R4 - R10 rental per chair bow			
Set-up charge	R100 - R5 000			
Box for cash gifts (usually included in venue hire)	R120 - R500			
Other rented items: (write down your own items here)				
SUBTOTAL:				
GIFTS				
Groom's gift to bride	We recommend a gift of between R300 and R1 000			
Bride's gift to groom	We recommend a gift of between R300 and R1 000			





Maid of honour	We recommend a gift of between R150 and R500		
Bridesmaids	We recommend a gift of between R100 and R400		
Flower girls	We recommend a gift of between R100 and R300		
Head groomsman	We recommend a gift of between R150 and R500		
Groomsmen	We recommend a gift of between R100 and R400		
Pageboys	We recommend a gift of between R100 and R300		
Bride's parents	We recommend a gift of between R250 and R500		
Groom's parents	We recommend a gift of between R250 and R500		
Table gifts	R10 - R80 per person		
SUBTOTAL:			
HONEYMOON			
* Thailand about R10 000 pp (3-star), Zanzibar (3-star) R15 000 pp, Mauritius (3-star) R18 000 pp, inland R5 000 and up.			
* The price will be determined by the time of year that you are going, how early you have booked and how long your stay will be.			
Wedding night accommodation (usually included in venue hire)	R400 - R3 000		
Honeymoon accommodation (usually included in travel package)	R400 - R3 000 per day		
Flight tickets (usually included in travel package)	R460 - R70 000 (depending on class)		
Passport	R400 - R1 200 (about R400 for ordinary passport)		
Visas	R800 - R3 000		
Travel insurance	R50 per day		
Car hire	R170 - R3 000 per day		
Travel costs: taxi, train, buses (depending on mode of transport and distance)	Begin by R3 per km and up		
Luggage	R500 - R3 000 per bag		
Pocket money	Personal choice		
SUBTOTAL:			



Lifelong love and commitment

Written by Deon van der Berg



The marriage route is still unknown, but your excitement and conviction overshadow any cynical negativity. Fantastic! For who promises to be faithful forever with the idea that they will fail?

The vision of the prince who takes his princess away to their palace of love and happiness already beckons on the steps of the church...

However, think of the little foxes that creep into the palace and stealthily begin to eat the lovely decorations.

The different ways in which you view life, your temperaments and your thoughts on finances and politics and religion and many other issues will come into play.

There are no shortcuts to a long and happy marriage. It takes hard work to become the right person in the marriage.

Hard work and commitment, yielding and adapting, sometimes me, sometimes you. Statistics indicate that most couples will

grapple with marriage problems for six to seven years before seeking help and that most divorces take place in this period!

Is it not so much better to enter into marriage well equipped and prepared rather than be blinded to the realities of life by the euphoria of moonlight and roses?

You need only ask your married friends who butt heads from time to time. Being happily married is one of the greatest joys of life.



But truth be told, it does not just happen. I believe your wedding dress has been well planned, requiring regular alterations, adjustments, attention to detail, time and professional assistance. And all this for something you will only wear once! However, the promise you make while wearing the dress is for a lifetime!

It therefore requires just as much committed preparation, getting to know each other thoroughly and developing an understanding of one another's needs and humanity.

And never think that the answers are obvious! Do you know what your beloved's views on marriage are? Have you discussed your views on

the roles of husband and wife in the home and their different needs? Are his views the same as yours? What about communication and conflict?

How do you feel about each other's friends and families? Do you feel the same about having children and bringing them up? What do you expect from each other when the honeymoon bags have been unpacked?

The point is that you need to ensure that you are preparing for a marriage and not only a wedding. To prepare prospective spouses, Lewensverryking and Gretha Wiid

offer seminars for couples who want to build a shared future with commitment, sincerity and hope.

The presenters have accompanied thousands of couples on the winning road to happiness and insight. The Scripture-based knowledge that is presented is supported by psychological research and is applicable to modern situations and the challenges of our present-day lifestyle.

You will be equipped with humour, wisdom and truth while learning to understand each other's needs in a relaxed atmosphere. Lewensverryking and Gretha Wiid also offer seminars for couples, singles and teenagers.

“I want my marriage to be more beautiful than my wedding”



~ Anonymous

CROSS 
Fire L.T.I.

For professional and legal marriage officiations and ceremonies.



Manie Groenewald

Cell: 082 770 7465 | Email: manie@crossfire.org.za | www.crossfire.org.za



African Bride





Services
 Wedding Planning
 Start to Finish Solutions
 Invitation & other Design Services
 Schedule of Events
 Flower Arrangements
 Draping, Decor & Styling
 Wedding Favours
 Corporate Gifts
 Conference

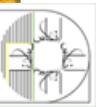


آموزشگاه انعکاس منبع جدیدترین اطلاعات ، مقالات و دوره‌های آموزشی طراحی لباس و مدشناسی





آموزشگاه انعکاس منبع جدیدترین اطلاعات، مقالات و دوره‌های آموزشی طراحی لباس و مدشناسی





NONO
NONOEVENTS

Contact us

www.nonoevents.co.za
info@nonoevents.co.za
+27 83 533 6704 | +27 72 732 5249



Safari offers the complete package. Indulge in our stunning natural setting, where five unique venues await you right in the heart of the city.

Contact us for weddings, conferences, corporate functions, birthdays and special occasions

Safari
RESTAURANT
& CONFERENCE CENTRE

Tel: 012 807-4545 or 012 807-0009
c/o Lynnwood road & Rubida street
The Willows - Pretoria East
e-mail: info@safarirestaurant.co.za
web:www.safarirestaurant.co.za



Photos: Nono Events | 083 533 6704




آموزشگاه انعکاس منبع جدیدترین اطلاعات، مقالات و دوره‌های آموزشی طراحی لباس و مدشناسی





SERVICES

- Dress tailoring & hiring
- Make-up & hairdressing
- Event cleaning services
 - Wedding planning
 - Cakes & catering
 - Design services
 - Sound & light
 - Photography
 - Decor & draping
- Flower arrangements



Free State

1330 Lehasa St, Rocklands

Gauteng

12 Freeman Drive, 1st floor,

آموزشگاه انعکاس منبع جدیدترین اطلاعات، مقالات و دوره‌های آموزشی طراحی لباس و مدشناسی






LA MORAINÉ

cake & confections boutique

Tel: 061 434 9192 Email: lamoraine.cacb@gmail.com

We specialize in all Wedding Cakes, Cake Buffet Tables, Traditional cakes, Croquembouche, Cakes of Cheese, Cupcakes, Macaron Towers, Cake pop towers, Doughnut stacks and Gourmet Edible Gifting. Our stylish wedding cakes are perfectly designed to suit our brides personal flair and desires. Contact us today!!



آموزشگاه انعکاس منبع جدیدترین اطلاعات، مقالات و دوره‌های آموزشی طراحی لباس و مدشناسی





divine touch
BY LEMC



012 320 6110 • 084 312 4536 • 072 409 4864
tinilemc@gmail.com • divinetouchbylemc@gmail.com
219 Du Toit Street, Shop No 1, Orpheum Mansions
(between Church Street and Pretorius Street.)

آموزشگاه انعکاس منبع جدیدترین اطلاعات، مقالات و دوره‌های آموزشی طراحی لباس و مدشناسی

 Enekas.Academy

 Enekas.Academy





divine touch
BY LEMC



آموزشگاه انعکاس منبع جدیدترین اطلاعات ، مقالات و دوره‌های آموزشی طراحی لباس و مدشناسی

 Enekas.Academy

 Enekas.Academy





divine touch
BY LEMC



آموزشگاه انعکاس منبع جدیدترین اطلاعات ، مقالات و دوره‌های آموزشی طراحی لباس و مدشناسی

 Enekas.Academy

 Enekas.Academy





آموزشگاه انعکاس منبع جدیدترین اطلاعات، مقالات و دوره‌های آموزشی طراحی لباس و مدشناسی





divine touch
BY LEMC



آموزشگاه انعکاس منبع جدیدترین اطلاعات، مقالات و دوره‌های آموزشی طراحی لباس و مدشناسی

 Enekas.Academy

 Enekas.Academy





MX-Creations

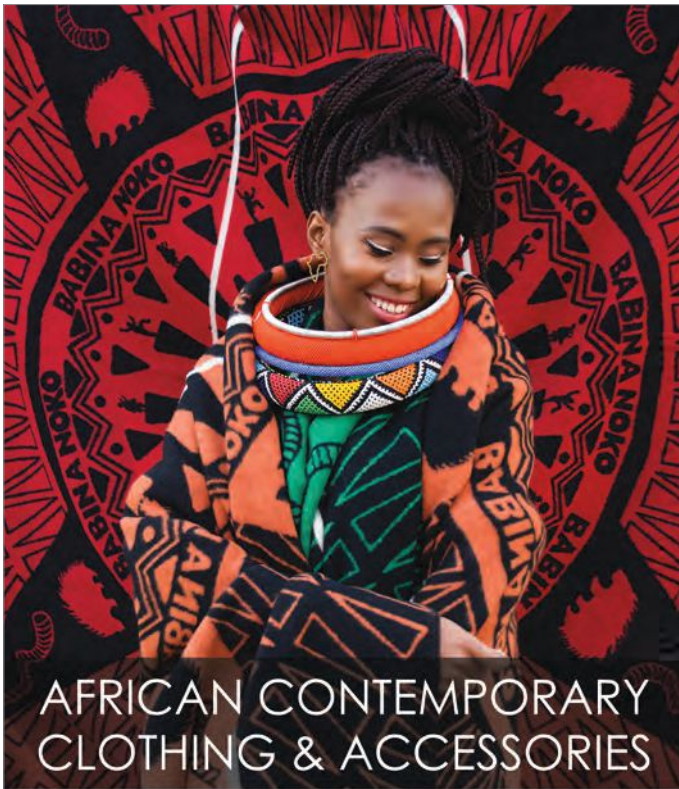
MX-Creations
Pretoria CBD
274 Francis Baard
(old Schoeman str) street
Shop NO: 3
Steyn's place

Tel: 012 320 8981
Email: info@mx-creations.co.za
website: www.mx-creations.co.za
whatsApp: +27 82 881 0766
facebook: Mx-Creations

Authorized stocklist of...
Hadassa & Lumina Beni
For sale and Hire

We design and make high quality:
-custom made wedding gowns
-Mother of the bride
-Bridesmaids
-Flower girls dresses
-Matric dance and evening wear

MX-Creations



AFRICAN CONTEMPORARY
CLOTHING & ACCESSORIES

Melrose Arch Store:
Shop H54EF, Upper Galleria Mall,
Tel: 011 684 1049
Mobile: 071 516 8945

OR Tambo International Airport
Shop IDR 17
Domestic Departures
081 759 1623



Zimbali
African Design

zimbali01@gmail.com | www.zimbaliAfrica.co.za
082 593 3473 | 076 297 8285

Zimbali African design

آموزشگاه انعکاس منبع جدیدترین اطلاعات، مقالات و دوره‌های آموزشی طراحی لباس و مدشناسی

Enekas.Academy

Enekas.Academy





MX-Creations



آموزشگاه انعکاس منبع جدیدترین اطلاعات، مقالات و دوره‌های آموزشی طراحی لباس و مدشناسی

 Enekas.Academy

 Enekas.Academy





Ledikana



آموزشگاه انعکاس منبع جدیدترین اطلاعات، مقالات و دوره‌های آموزشی طراحی لباس و مدشناسی

 Enekas.Academy


 Enekas.Academy





آموزشگاه انعکاس منبع جدیدترین اطلاعات، مقالات و دوره‌های آموزشی طراحی لباس و مددشناسی





We stock a huge selection of imported **BRIDAL WEAR, EVENING WEAR, COCKTAIL & SUITING FABRICS** (Made to measure) to suit your needs as well as a wide range of ready made suits (local & imported). We stock up to size 60. All fabrics displayed here are available in store.

Garments designed by: Michrans.couture
known as Anslem Agwoko – 074 701 1248



410 Madiba Street, Pretoria | fabrics@mhcworld.co.za
Website: www.mhcworld.co.za | WhatsApp : +27 (0) 82 824 7636

آموزشگاه انعکاس منبع جدیدترین اطلاعات، مقالات و دوره‌های آموزشی طراحی لباس و مدشناسی



آموزشگاه انعکاس منبع جدیدترین اطلاعات ، مقالات و دوره‌های آموزشی طراحی لباس و مدشناسی





آموزشگاه انعکاس منبع جدیدترین اطلاعات، مقالات و دوره‌های آموزشی طراحی لباس و مدشناسی





MEL TAYLOR

SIMPLICITY THE KEY NOTE
OF ALL TRUE ELEGANCE

“LOVE IS IN THE HAIR”

BESPOKE BRIDAL HAIRSTYLIST



MELTAYLOR.CO.ZA



HAIR@MELTAYLOR.CO.ZA



0710374508



MELTAYLORHAIR



Before



After

آموزشگاه انعکاس منبع جدیدترین اطلاعات، مقالات و دوره‌های آموزشی طراحی لباس و مدشناسی

 Enekas.Academy

 Enekas.Academy





The Ring



The symbolism of your wedding ring

Written by Ingalore Jewellery



Throughout the ages, a wedding ring has been a symbol of the love, commitment and harmony between two people; it says that they will always love and cherish each other.

The circle as symbol

A circle is endless; it has no beginning or end. Circle-shaped wedding rings therefore symbolise the infinity of the love between the two people who are getting married.

Origins of the ring

History has it that the ring has its origins in Egypt. Rings were plaited from plant fibres and regarded as a symbol of eternal love. Rings were worn on the ring finger of the left hand because the

Egyptians believed that a special vein connected this finger directly to the heart

hence the Latin term *vena amoris*, which means "vein of love". However, in some European countries, the ring is worn on the right hand. In the Roman era, most rings were made of iron.

These rings later evolved into wedding rings. In the Middle East, men gave their wives more than one wedding band. The wedding bands interlocked like

a puzzle when put on her finger and could never be removed again – truly forever and a day!

The Gimmel ring was another design consisting of interlocking bands and was popular in Europe in the 1500s and 1600s. The ring was regarded as a symbol of unity. In the Renaissance era, engraved sterling silver rings were popular. A love poem or inscription was engraved on the ring. It is still often done these days.

Personal status

In earlier times, the material used for the ring and the choice of a gemstone were regarded as a good indication of a person's status, for instance, whether the person was a member of the aristocracy. Today, these choices are rather an indication of the couple's taste and personal preferences.

Choosing design elements

Platinum remains a popular choice for wedding rings because it is regarded as a durable and sought-after metal.

Other metals such as titanium and tungsten carbide are nowadays often chosen by men who still want to wear the symbol of eternal love but prefer trends that are more fashionable.

Rings made of these metals are sometimes decorated with wooden inlays. Such rings are affordable and

strong and can even be changed according to the occasion. Rose gold is currently one of the most popular metals. This metal's colour gives the ring a vintage look and creates a sense of durability and permanence – of love that will last forever. It remains popular to set a gemstone in a wedding ring.

The diamond, purportedly a girl's best friend, is still generally chosen because it is rare and exquisite.

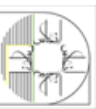
It is also the hardest and strongest mineral and is almost indestructible – thus literally for ever!

A good alternative these days is moissanite. It is manufactured in a laboratory and therefore more affordable for people whose budget is tight and who would still like a beautiful stone.

Gemstones can be chosen for sentimental reasons. Birthstones are popular, such as morganites, rubies and sapphires, to name a few.

An eternal commitment

The choice and design is a personal matter, but it still symbolises a declaration of eternal love. The ring says: I not only wear you in my heart but on my finger as well so that all may know we are one!



ART OF LOVE



Carat

FINE ART JEWELLERS SINCE 1986

658 Coley Street, Garsfontein, Pretoria East

www.caratjewellers.co.za

onecarat@icon.co.za

آموزشگاه انعکاس منبع جدیدترین اطلاعات، مقالات و دوره‌های آموزشی طراحی لباس و مدشناسی

 Enekas.Academy

 Enekas.Academy





آموزشگاه انعکاس منبع جدیدترین اطلاعات ، مقالات و دوره‌های آموزشی طراحی لباس و مدشناسی

 Eneka.Academy

 Eneka.Academy



DIAZ JEWELLERS

1221 De Villesbois Mareuil Drive, Moreleta Park • (012) 997 5315 / 082 853 6593 • diazjewellers@mweb.co.za



Romanelli Designs



Call us for a quote today!

+27 (0) 11 794 1666 | +27 (0) 82 315 3335

info@romanellidesigns.co.za

آموزشگاه انعکاس منبع جدیدترین اطلاعات، مقالات و دوره‌های آموزشی طراحی لباس و مدشناسی

 Enekas.Academy

 Enekas.Academy





آموزشگاه انعکاس منبع جدیدترین اطلاعات، مقالات و دوره‌های آموزشی طراحی لباس و مدشناسی



Drop a
hint





We've got just the gift for you | ARTHUR KAPLAN*

Your fairy tale should play out the way you have always imagined. We're here to ensure that the most important part of your special day is just as flawless as you dreamed. We have a range of Signature Engagement Rings waiting in-store for you.

9ct white gold ring with 0.53ct of diamonds R25 999

آموزشگاه انعکاس منبع جدیدترین اطلاعات، مقالات و دوره‌های آموزشی طراحی لباس و مدشناسی

 Enekas.Academy

 Enekas.Academy





ADRIAN KADIAN

آموزشگاه انعکاس منبع جدیدترین اطلاعات، مقالات و دوره‌های آموزشی طراحی لباس و مدشناسی

Enekas.Academy

Enekas.Academy



What is the purpose of a marriage ceremony?

Written by Deon van der Berg



Weddings are extremely expensive these days. Because the costs are so high, some prospective wedding couples decide to reallocate the money they would have spent, using it for a deposit on a home, or paying off debts, or even just buying some useful items for their home.

Because weddings are so expensive, couples sometimes choose to live together simply because they cannot afford a wedding or lack the conviction to take such a big step. The current recession also plays a role and poses serious financial challenges to many people. One could well ask if the marriage ceremony is really so important. Does a wedding really justify spending thousands of rands?

I am absolutely convinced that a marriage ceremony is extremely important, even in these times when so many engaged couples and their parents cannot afford a wedding at all. Yet even the poorest couple can afford a wonderful marriage ceremony.

Let me explain what I mean by this. A wedding has a threefold purpose, each with a specific financial obligation. However, only one of the three is extremely valuable and so indispensable that it cannot be ignored.

One of the goals of a wedding is to celebrate the value of the marriage of two people.

It can take the form of an afternoon or evening event with delicious food and a great party. Some even stretch over a weekend of socialising and celebrations. We all know that such a wedding can be extremely expensive.

A second objective of the wedding, which we seldom mention out loud, is to make a show of the bride.

The wedding is her day. She is at the centre of all attention and on this day she wants to feel very important and look lovely. Obviously, everyone agrees that the bride's day should be the most gorgeous and the best, but it can become an exceptionally costly event.

The third objective of a wedding, and the most valuable, is the marriage ceremony.

And yet it is often neglected and receives the least attention. Ironically, this part of the wedding also costs the least. The primary

goal of a wedding is to create a public occasion where the bride and groom can express their wedding vows out loud in the presence of God and before witnesses. All the couple needs is a minister or marriage officer and the required number of witnesses and they can do it with the minimum outlay.

Why only the marriage ceremony?

As mentioned, the primary function of a wedding is to give the bride and groom the opportunity to make their wedding vows before God and witnesses.

These vows form the basis of a marriage and give the marriage officer the right to declare them a lawfully wedded husband and wife. The ceremony is specifically meant to emphasise the wedding vows that the couple makes before God, relatives and friends.

After the couple have declared aloud to each other and before the witnesses that they take one another as lawful husband/wife, they usually recite the following traditional wedding vows: 'In the presence of God and his congregation, for always and in all circumstances,



I promise to love and be faithful to my bride/bridegroom.' These wedding vows emphasise three core elements of the marriage. The couple first promise that they are entering into a permanent commitment to each other.

Secondly, they declare that they will remain sexually committed to each other by promising to remain faithful to each other forever.

Thirdly, they promise to stand with and support each other for always and in all circumstances.

The marriage ceremony can even be part of a church service and the whole wedding can be held in the

church building of the congregation to which they belong. Many relatives and friends and friends with their children can be invited. After the ceremony, everyone can enjoy a cup of tea or coffee with a delicious snack, with pretty napkins and flowers in beautiful vases, and the guests then depart for home.


With such a simple yet striking ceremony you as a couple will emphasise the wedding vows that you made before God and many witnesses, through which you were legally married.

The answer to the question of whether you can afford a marriage ceremony is yes – every couple,

however poor, can afford one. If money is an issue, consider holding the marriage ceremony without the expensive reception and making much less of a fuss of the bride's appearance. This is much better than postponing the marriage and ceremony until you can afford it one day.

I want to encourage every prospective couple to make the real purpose of your wedding, namely the covenant promises you will make to each other, the centre of all your decisions and planning for your big day in all its facets.

May your contemplated marriage be richly blessed.





Music makes the mood

Written by Vienna String Quartet



The importance of the correct choice of music for any wedding cannot be underestimated. Music can create the mood that you want at different times throughout the big day.

Increasingly, most weddings take place at wedding venues where there is a chapel, and not in established churches; these chapels are often not equipped with a piano or organ.

In these instances, one of the best ways to provide music is through a group of live musicians that can create a unique ambience throughout the wedding. By playing a wide range of music, live musicians can create moods ranging from relaxing, romantic and elegant to jubilant and rousing.

There are many benefits of employing live musicians at your wedding. A group such as a string quartet can easily be set up and can move around during the event. Most professional groups also have a wide range of music available to choose from and can accommodate specific requests.

The guests can be entertained by the musicians before the service commences. Each highlight of the ceremony has its own musical signature, such as when the bride enters or the wedding register is signed. The string quartet can also accompany any singing during the ceremony.

Vienna
String Quartet
UNFORGETTABLE
EVENTS SINCE 1990

*The perfect touch
to your wedding
or special occasion...*

*Elegant live
background music,
an exclusive
atmosphere for
any function.*

Violeta
082 901 3929

Paul 083 262 2897

www.viennaquartet.co.za
adrian@viennaquartet.co.za



Here are some valuable tips for choosing the right music. Gentle, slow background music, usually from the Baroque era, can be played 15–30 minutes before the service commences, while guests are entering the chapel.

Music by composers such as Vivaldi, Handel and Bach is particularly suitable before the service. This period of anticipation of the bride's arrival is sometimes a very quiet and formal time.

The live musicians can then create a peaceful and relaxing atmosphere in which guests can quietly contemplate the special event, listen to the beautiful music or share some laughs and greetings with old friends.

The bride can choose a specific piece of music to be played by the musicians when she walks into the chapel, like the traditional **Wedding March** by Mendelssohn or the **Bridal March** by Wagner. A romantic piece of music such as **Love changes everything** by Andrew Lloyd Webber is a big favourite of

brides, for example when a unity candle is lit. The music continues during the signing of the register.

A favourite at this moment is **Air** by Johann Sebastian Bach. When the couple and then the guests exit the chapel, the music changes to an uplifting and rousing piece. Clarke's **Trumpet Voluntary** or Handel's **La Rejoissance** is often played at this time.

While the guests are having drinks or canapés and the couple's photographs are being taken, the group of live musicians can create a cheerful mood.

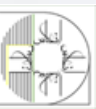
They provide entertainment for the guests by playing well-known songs and light classical music so that the waiting time feels considerably shorter for the guests. When the bride and groom are absent from their guests, knowing that the musicians are keeping the guests entertained can help the new couple to relax and enjoy their photoshoot without feeling rushed.

The right music can help make a beautiful wedding unforgettable. It is therefore very important that you book professional musicians that have been thoroughly trained in their craft.

You should ask the group about their training and experience before booking. The right group will have the experience and skill to make your dreams for your wedding music come true.

They can also give you the best advice about aspects such as the combinations of instruments, music selections and the timing of the music. It is very important that the couple discuss their music preferences and special requests with the musicians well before the wedding to ensure that they are accommodated.

An important moment during the service can be enhanced when specialised musicians are doing a professional job. Once you have booked your musicians and discussed the wedding with them, you can relax and know that the music for your wedding is in safe hands.





A photographer's wisdom

Written by Cindy Klaver Photography



Many factors play a role in your wedding day. When considering a photographer, I suggest that you do your homework thoroughly and make sure that the person will be able to meet your needs.

For example, request references and ask the photographer how long they have been in the industry. Browse through the pictures of other weddings taken by the photographer to form an idea of their approach and decide if you think they can create a lasting, lovely canvas of your wedding day memories.

Just as every bride has her own taste, every photographer also has a unique style. Make sure, therefore, that the photographer's style will meet your expectations.

A professional photographer's training and experience gives them

the expertise they need to capture your all-important wedding visuals in a striking yet sensitive way.

Photographers who are worth their salt have a keen eye for the emotions, the events, those special moments. Their journey with the wedding couple starts long before the wedding bells.

Keep the following in mind to enable the photographer to take the best pictures:

- 1 |** Discuss the wedding day programme with your photographer and try to keep to it as far as possible.
- 2 |** Keep the bride's dressing room tidy and clean.
- 3 |** Keep in mind that the photographer will need lots of light

to take good pictures. In a well-lit room, the photographer will be able to play with textures and clever angles, taking the loveliest pictures.

4 | Walk slowly down the aisle and take everything in. Feel your delight and let it be seen in your radiant smile.

5 | Eat healthily and drink enough water.

6 | This day belongs to both of you. Relax, enjoy it, and trust that the photographer you chose, will do his/her best to create a beautiful record of each moment.

In conclusion, photography is an art and expresses the photographer's creativity. With the pictures, the photographer wants to say: "Look at my art, see my gift. I am proud of my work."



CAMRENT PHOTO BOOTHS

Perfect entertainment to wow your guests,
but not blow the budget

Free Delivery and setup
2 Hours usage
Friendly booth attendants
Personalized prints and interface
Selection of quality props
Free travel up to 60 km round trip
Unlimited Photo Strips (2 per guest)
Basic Backdrop (black or white)
All photos on media
Facebook Gallery

Discover the secret
to a perfect
wedding booth



UNIQUE HAND CRAFTED GUESTBOOKS



BOOK ONLINE IN A SNAP @ WWW.BOOTHRENT.CO.ZA

ALTERNATIVELY FIND US ON THESE SOCIAL PLATFORMS, BY PHONE OR MESSAGE +27 60 928 2345



Photos: Camrent Photo Booths | 060 928 2345



Camrent Mirror Booth

This is the most amazing and awe inspiring photo booth ever. It is easy to use and the most technologically advanced photo booth you have ever seen. Just by looking at it, you know that this will be the ideal solution for your wedding. A **Camrent Mirror Booth** will blend in perfectly with any wedding venue.


The **Camrent Mirror Booth** has everything a standard photo booth offers, including dozens of amazing new features, eliminating any disadvantages the traditional photo booth may have had.

The ability to print as many full-size photo prints (10x15cm | 4x6") as you like per session, will ensure that nobody leaves the **Camrent Mirror Booth** without their own printed photo.

The impressive interactive touch screen allows guests to sign and draw on their photos using a standard or glowing neon colour, which is then printed on the final photo.

How exciting does it sound to stand in front of your mirror and take a selfie? Especially when this mirror talks to you, guides you and compliments you? Hurry, your **Camrent Mirror Booth** awaits you!

آموزشگاه انعکاس منبع جدیدترین اطلاعات، مقالات و دوره‌های آموزشی طراحی لباس و مدشناسی



آموزشگاه انعکاس منبع جدیدترین اطلاعات، مقالات و دوره‌های آموزشی طراحی لباس و مدشناسی







Moments In Time Photography

Nelia Marais: 063 390 9680

nelia_marais@yahoo.com

www.facebook.com/photographybyNelia



آموزشگاه انعکاس منبع جدیدترین اطلاعات ، مقالات و دوره‌های آموزشی طراحی لباس و مدشناسی




Lilly Leigh

PHOTOGRAPHY



www.lillyleighphotography.com
hello@lillyleighphotography.com
079 499 5849



آموزشگاه انعکاس منبع جدیدترین اطلاعات، مقالات و دوره‌های آموزشی طراحی لباس و مدشناسی



Wedding Invitations

Written by Crafters Club



For you as a wedding couple, your wedding day is the cherry on the top. It marks the beginning of your life together and you want to celebrate it with friends and beloved ones. Much planning and effort is required to make it a special day that you will remember for a long time. The invitation to the wedding will create the first impression of the occasion for every guest. The details of its content and design must be worked out meticulously.

Many examples of invitations are available on the internet and in the media, making it very easy for you to choose something to your taste and within your budget. Laser cutting has made it easy to use a variety of materials, like wood, Perspex, cardboard or paper, when designing

invitations. Invitations can also be sent electronically, especially to friends and family members overseas. One can pre-order elements of the invitation, such as wood engraving, and then add the rest of the decorations oneself, for example by using paint techniques, lace or ribbons.

Pretty cardboard cutout covers can be ordered and combined with the printing of the invitations. First of all, collect all the information that should be in the invitation, and decide on the phrasing and layout. The most important information is the bridal couple's names, the date, time and place. Invitations should indicate if children are included, whether a cash bar is offered, and the bridal couple's wedding gift preferences.

A cash bar has become the general trend at weddings, even when some liquid refreshments are supplied at the reception, and it is stated in the invitation so that guests will know they have to buy drinks. Find out if the bar accepts cards as well as cash and notify guests accordingly. These days, most wedding couples prefer cash in lieu of gifts. State this in the invitation; it makes things easier for the guests. The guest list is then compiled to determine how many invitations have to be printed. Every family receives one invitation, but children over 18 must each get their own invitation. The invitation is addressed to Mr and Mrs Smith and Children, or John and Jean Smith, or John Smith and Partner, or just to John Smith. The invitations are therefore sent out

Paper
EXPLOSION

www.paper-ex.com
{012} 335 4465

{For all your wedding stationary needs}

Follow us  

آموزشگاه انعکاس منبع جدیدترین اطلاعات، مقالات و دوره‌های آموزشی طراحی لباس و مدشناسی



to a specific number of guests, which means that the guests should be counted per invitation to arrive at the final guest list. Guests are asked to confirm by a certain date whether they will attend. The invitation will therefore include a contact name with a cell number and/or email address. The RSVP date is important because the reception venue will stipulate that the number of guests must be finalised and confirmed by a specific date. The RSVP date should be a week before the venue's final confirmation date.

The invitation could include GPS coordinates as part of the venue's address to enable guests to find it more easily. Invitations are normally sent out six to eight weeks before the wedding. However, if it takes place over the Easter weekend or in December the invitations must be sent out at least three months before the time.

The invitation can also be preceded by a 'save the date' notice, which is sent out so that guests will know well in time when the wedding will take place. The notice

can follow the style and medium of the invitation, or go out electronically, and it typically contains only the minimum information, such as the couple's names and the wedding date. The theme and colours selected for the wedding must be used in the invitation and for the table numbers, the seating plan, menus, guest book, thank-you cards, guest gifts, etc.

They must be planned meticulously and preferably ordered well ahead. In particular, double-check the spelling of names. It is best to choose a theme when your planning starts, such as windpumps or hearts, and then order everything in one go. Give as much information as possible and allow enough time for designing and making a mock-up, so that the information that is provided is correct.

If something must be changed or corrected, a second mock-up can be made. When you are satisfied, the final invitation can be sent for printing. A full, detailed table plan for seating arrangements is not always needed. If the wedding is fairly informal, it can

be left to guests to decide where they want to sit and with whom. It can be indicated on a notice at the entrance. Conversely, the table plan can consist of a list of names per table, put up on a board at the entrance. Each table's guests can decide where they wish to sit. The guest book could consist of wooden hearts on which each guest could write a message and congratulations to drop into a wooden box or frame. Guest book puzzles are also a great idea. Messages with congratulations are written on the individual pieces and the puzzle is built after the wedding and framed. A considerable number of options can be found on the internet. It is worthwhile to browse and find something that you like.

The thank-you notes and guest gifts are usually small items to thank guests for attending and sharing the celebration of the special day. Keyrings with the wedding couple's names and the wedding date are quite popular. Remember to order a few extra invitations so that you can keep one as a keepsake and perhaps invite additional people.

laser engraving
entertainment
corporate gifts

083 302 6596
lee@l-e-e.co.za
www.l-e-e.co.za

f LEE, Laser

Photos: LEE Laser Cutting | 083 302 6596



The antenuptial contract

Written by Boshoff Inc.



Almost all girls dream about their wedding day from an early age. However, even though it all feels like a fairy tale come true, it is very important to keep a level head and provide for the unthinkable "what if". In South African law, there are two matrimonial property systems, namely marriages in community of property and those out of community of property.

The latter system consists of two parts, marriages out of community of property with inclusion of accrual, and those without the accrual system. In South Africa, all marriages entered into without an antenuptial contract are automatically in community of property. We will now discuss each type and examine their advantages and disadvantages.

Marriage in community of property

A marriage in community of property means that the spouses share a joint estate. In this system, both spouses are jointly accountable for each other's debts and liabilities, regardless

of which spouse incurred the debts; on the other hand, both spouses also share each other's profits and assets.

Any assets and property belonging to a spouse before the marriage commences, or assets and property that a spouse receives during the continuance of the marriage, will become part of the spouses' joint estate. These assets and properties then belong to each spouse in equal parts.

If one of the spouses is therefore financially reckless or declared insolvent, it will have a detrimental effect on the joint estate, because the joint estate will then be liable for creditors' claims.

If one spouse is sequestrated, the other spouse will also be sequestrated. If one of the spouses passes away, the joint estate will be placed under administration and the surviving spouse will therefore not be able to access any funds of the estate until the estate is settled, which could take up to 36 months.

A marriage in community of property offers few advantages and this marital property arrangement is seldom recommended in our modern society. A major disadvantage of the arrangement is that spouses cannot act independently and that the written consent of one spouse is in most cases needed for any action of the other one that may have legal consequences.

Marriage out of community of property with the accrual system

In South Africa, the accrual system automatically applies to all marriages out of community of property unless it is expressly excluded in the antenuptial contract. This marital property arrangement combines the advantages of a marriage in community of property and one out of community of property. It stipulates that each spouse will both retain their own estate and share equally in the growth of both estates when the marriage is dissolved, be it by death or at the date of divorce, subject to certain limitations.



Creditors can only lodge a claim against the spouse who entered into a debt or acted recklessly in their financial affairs. The estates remain separate during the existence of the marriage. The accrual is calculated by determining the value of each spouse's separate estate at the commencement and the dissolution of the marriage. The spouse whose estate shows the biggest accrual or growth then has to pay the other spouse an amount equalling one half of the difference in the net values of the separate estates.

If a spouse dies, the deceased's estate will be administered and the accrual calculated for division without affecting the other spouse's estate.

Marriages out of community of property with the accrual system excluded

In a marriage out of community of property with exclusion of the accrual system, there is no division of profits or losses and each spouse has a separate estate. In other words, one's financial position is at nought influenced by that of one's spouse.

Creditors will only be able to claim from the estate of the spouse who entered into the debt and/or acted in a financially reckless manner.

When the marriage is dissolved, the accrual system does not apply, and assets and liabilities are not divided.

When a spouse dies, the deceased person's estate will be administered without affecting the other spouse's estate in any way whatsoever.

All marriages out of community of property (with or without the accrual system) must be entered into by means of an ANC (antenuptial contract). The ANC must be signed before the date of the marriage before a notary public and registered at the Deeds Office within three months of the date of signing to be valid.

Couples are strongly advised to consult a lawyer before the marriage, so that they may make an informed decision about the various matrimonial property systems.



LE ROUX VAN NIEKERK
PROKUREURS | NOTARISSE | TRANSPORTBESORGERES
ATTORNEYS | NOTARIES | CONVEYANCERS

HUWELIJSKONTRAKTE
MARRIAGE CONTRACTS

Pieter van Niekerk

082 561 1332 | 012 998 3009
pietervn@iafrica.com | www.vnlaw.co.za
Montystraat 381 Monty Street | Waterkloof Glen

Beskikbaar na-ure | Available after hours

آموزشگاه انعکاس منبع جدیدترین اطلاعات، مقالات و دوره‌های آموزشی طراحی لباس و مدشناسی





The Bride



More than a bride

Written by Anke Jordaan



Stepping into one of your biggest dreams, since being a small, joyful little girl, you are now starting to plan your wedding day. As you set your goals on choosing a venue, finding tasteful and exorbitant caterers and finally the breathtaking, perfect dress, the most important goal will always be to find - you. This wedding planning goes along with your inner journey of knowing who you are before you commit to a marriage.

It is time to look beyond the dress, make up and perfect details, and focus on yourself as a woman. A beautiful woman uses her lips for truth, her voice for kindness, her ears for compassion, her hand for charity and her heart for love.

Growing up in a society where we as women try to fit in, constantly have everything under control, try to make a difference and finding the perfect one, we tend to turn our focus on what society expects from us, our parents dream for us, and how we think others see us. I want to share my greatest revelation concerning the role and purpose of a woman, going beyond the worldly views and expectations.

We as women are initially made and created with the purpose to enhance, reflect and incubate. A woman as enhancer explains that whatever we receive, through our surroundings and close friendship groups or family, will be enhanced.

A woman has a gift to intensify any amount of love and respect that she receives. She has a deeper desire to always give back more, to change and amplify joy, peace and love around her.

You are made to enhance the love that you receive from your fiancé, family, your friends and even those you don't know.

A woman that chose a healthy, consistent and Godly environment, will enhance those elements. Anyone who knows who God made them to be will never try to be someone else. You will never try to adapt or change again, but rather to enhance your inner purpose of being a woman. A kindhearted woman gains honour and in the same way,

are worthy of respect. Through excepting who you are, and loving that, will lead you to enhance more and more love and acceptance to those around you, which leads us to women as reflectors.

It is important to know that to be able to reflect, you first need to see. In order to reflect someone, you have to carefully evaluate and analyze them, their actions and way of talking and thinking. This is exactly how your own reflection works.

Your concept of God and your self-image will be reflected in you. You cannot live beyond the truth that you believe. Reflecting to our pasts, we all have cracks in that mirror, big or small, noticeable or not, but we know they are there. But listen to this, if you think you've blown God's plan for your life, rest in this.

You, my beautiful woman, are not that powerful. If you are reading this and don't know what you are called to do, it's because you are called to do something no one has ever done before. You are called for something way more than just being a wife, having everything together, or being a mother.



Let us be women who are talented and gifted, fearless yet honouring, connected yet self contained, present yet far reaching, compassionate yet fierce, pure but not naive, strong and gentle and simple but yet highly strategic. Being that, you will reflect purpose, strength, worthiness and unconditional love to everyone around you.

While we are honest, I think we can admit that when we hear the word "incubator" it's about more than being able to grow and give birth to a baby. I'm sure you've all heard a man telling you, "You are overthinking this, totally over reacting and being too sensitive."

Well, if you hear that again, you tell them that that is how you are made, woven together in your mother's womb to be an incubator of thought and life. You know when you walk into the office, and one of the co-workers greets you slightly different from usual, before you sit down, you have considered if you may have said something out of place yesterday, if you have a bad hair day, or if she missed her morning coffee.

By the time that you have lunch and your mother doesn't answer the phone when you call her, then when you reach 17h00, you experience

feelings that everyone is mad at you, you feel unworthy and like you are never good enough. You have incubated all these thoughts and scenarios in your head due to one look from a co-worker and one missed phone call.

We are made to incubate but it is important to focus our thoughts to constantly be aware of whether we are incubating truth or insecurities. Fill yourself with truth and compassion. Know that no one dignifies, affirms and celebrates women like the Bible. Incubate on your dreams, calling and passions.

God wants us to replace our fears with faith. We are human, it is nothing new to be afraid, to be unsure of what is yet to come.

The Word reminds us in Deuteronomy 31:6 that we need to be strong and courageous and to never be afraid, because the Lord our God is with us - always.

You need to remind yourself that when it feels dark and deep in any circumstance, you have not been buried, you've been planted and now it is time to grow!

A woman who walks in purpose doesn't have to chase people or opportunities, her light causes people and opportunities to pursue her. My mentor shared this thought with me once, "Where purpose is unknown, abuse is inevitable."

Not knowing your true purpose, not believing in yourself, not chasing your dreams and not loving yourself humbly, your purpose as a woman, wife and mom will be abused.

If you love and accept yourself, knowing that God loved you first, you will start automatically loving those around you. On a daily basis, enhance the love that you receive, reflect truth, identity and profound purpose to others and incubate on good thoughts, for there is nothing more attractive than a fearless bride.

May this coming journey be about finding the truth and purpose within you, knowing that the destination will be your wedding day. A day that you can put on that perfect dress, knowing that you are loved, and go and love your husband in an extreme and unconditional way. Bless him with a complete, healed and fierce woman. You are more than just a bride.





Hairstyles for every season

The season in which you decide to get married will play a major role in your choice of a suitable dress, make-up and hairstyle, according to the weather conditions of each season. Here are a few tips that will make it easier to choose according to the time of year.

Written by Style Designory



Spring

In spring, the freshness of nature is seen everywhere. Spring is associated with blossoms and abundant colour. For this season, a vivid hair colour will be suitable, arranged in a soft, curly style according to your hair length. It can be styled up or down. This style is lovely, but must be carefully dressed so that it does not become limp too soon.

It can also be structured with an extension, blossoms, flowers or leaves that blend in with your wedding theme and the ambience you want to create. Spring is rich in colour and cheerful and its soft shades are very flattering. Use it fully and remember that you will be at the centre of attention.

Winter

Remember that it can be rainy and even be very windy in some regions. Your hairstyle must therefore be secure and long-lasting.

Choose your hairstyling products with care and test them beforehand. A good hairspray can also be kept handy to protect the hairdo against the elements. In winter, a soft, warm hair colour usually works well.

If you decide on a combed-up style, a soft extension or interesting hair accessories can look lovely. Take the thickness and length of your hair into account. A few extensions can make a big difference and ensure extra volume.



Autumn

Autumn weddings are mostly associated with earthy colours. For this season, we suggest soft, natural hair colours. Some brides prefer a single hair colour, but adding more than one natural shade can create a beautiful play of colours.

Autumn is an opportunity to explore a range of suitable styles, from the classic updo to soft, loose curls or beautiful, structured curls held in place with the right products.

Hair accessories can be used, but should preferably not be overdone. If your hair is thin, hairpieces can save the day, especially if you want beautiful curls or an updo and therefore need more volume. Don't be afraid to work a braid into your hairstyle.

Summer

Summer is the most popular wedding season. The hot, sunny days deepen the tone of our skin and we can opt for a cooler hair colour. Light, cool and neutral colours and even intense cool colours are marvellous choices for our summer brides. Suitable hair accessories include motifs with a soft shimmer, pearls or flowers as well as pretty hairpins that emphasise your hairstyle.

If you are thinking of wearing your hair loose, just remember that hair in your neck on a hot, humid day could make you feel uncomfortable or even anxious. An upstyle or sideswept style would therefore be preferable. Your hairstyle need not give you a headache. Do a full trial run a month or two before the wedding, preferably with make-up and your dress. Take some pictures of yourself from all angles.

If you feel unsure or are not quite satisfied, do not hesitate to get professional advice, because you must feel like a princess on your big day!





MEL TAYLOR

SIMPLICITY THE KEY NOTE
OF ALL TRUE ELEGANCE

“LOVE IS IN THE HAIR”

BESPOKE BRIDAL HAIRSTYLIST



MELTAYLOR.CO.ZA




HAIR@MELTAYLOR.CO.ZA



0710374508



MELTAYLORHAIR



Hair & Make-up: Mel Taylor - 071 037 4508

آموزشگاه انعکاس منبع جدیدترین اطلاعات، مقالات و دوره‌های آموزشی طراحی لباس و مدشناسی

 Enekas.Academy

 Enekas.Academy





Teeth Whitening



A dazzling smile for your wedding

Written by Dr Adél Rossouw



You will be smiling all the time on your wedding day, and you want your teeth to be as dazzling white as your dress. It takes months to plan the perfect wedding – your dress, the flowers, the cake. Even the weather is considered when choosing the date and time! Your joy and the beautiful moments will be captured in photographs, which will be a very important aspect of your wedding day. You will smile on all the pictures and you do not want to be ashamed of the condition of your teeth! You can ensure a bright smile that will help you to walk down the aisle with confidence, with the procedures described here.

Planning your wedding day smile

A dental care plan is compiled for every bride and groom that will meet their specific needs. It is very important to make enough time to ensure that your smile will be perfect.

What to expect at the first appointment

The first appointment will look at your wishes, expectations, objectives and concerns about your teeth and a pre-wedding time schedule will be drawn up. The various options that will achieve the results you want will then be outlined. These options can include bleaching, veneers, crowns, implants, braces and even gum surgery. A professional examination with x-rays and a thorough cleaning of your teeth will be included.

Teeth whitening

Tooth whitening should be done at least a month before your wedding. Bleaching one's teeth is not for everyone and does not last forever. Also, bear in mind that only natural teeth can be whitened. Crowns and fillings can therefore not be bleached. Teeth whitening treatments can be done at home or in the dentist's rooms.

The active ingredient in the bleaching agent is hydrogen peroxide or carbamide peroxide. Carbamide peroxide is about a third of the strength of hydrogen peroxide, which means that 15% carbamide peroxide has the same strength as 5% hydrogen peroxide.

The oxidising ingredient of the peroxide in the bleaching agent penetrates the porous layer of crystals in the enamel rods and breaks down stains in the dentine. The only real risk of the procedure is that the teeth can become sensitive. (The strength of the oxidising agent and the length of exposure both play a role.) If teeth do become sensitive, it seldom lasts longer than 48 hours.

Orthodontic procedures (braces)

If you are considering orthodontic treatment, it should start at least two years before your wedding. Braces are used to straighten crooked teeth. Properly aligned teeth are not only beautiful but easier to clean too. If your bite is correct, your teeth

will also last much longer, because crooked teeth wear down faster than straight teeth. Brackets of titanium or ceramic (white) are available. The treatment generally takes between 12 and 18 months, depending on how crooked your teeth are.

Nowadays, many adults go for orthodontic treatment, and not only teenagers. When one thinks of the effect of a beautiful smile, the discomfort of wearing braces for 18 months is not too hard to bear.

Implants

Implants should be considered as early as six months to a year before your wedding. If you have lost a tooth for some reason, it can be replaced by a dental implant. A dental implant consists of a titanium screw that is implanted in one's jaw and capped with a crown. Dental implants are used to fill any gaps in your smile.

General dental examinations and cleaning

Even if you are happy with your smile, it is still recommended that you visit your dentist at least three to six months before your wedding. It is important that there should be no cavities or tooth decay, because you do not want your honeymoon spoiled by a neglected and untreated tooth abscess – especially not in the light of how meticulously your holiday was planned. As far as your wedding is concerned, the condition of your teeth is very important!





Photos: Dr. Adél Rossouw | 012 752 9000



Photos: Lovely Smile | 082 377 0780



آموزشگاه انعکاس منبع جدیدترین اطلاعات، مقالات و دوره‌های آموزشی طراحی لباس و مدشناسی





Dr. Adél Rossouw

BChD(Pret)Dip(KGM)Dip(For Odont)

"Not just A dentist"



Services we offer

Kiddo Dentistry:

Going to the dentist doesn't have to be a traumatic experience for children.

Implants:

Implant dentistry can provide one with natural looking permanent replacement teeth.

Cosmetic Dentistry:

Most cosmetic dentistry is done with laser and includes services like whitening, veneers and full mouth rehab..

Orthodontics:

Orthodontic treatments will ensure the perfect smile.

Teeth Whitening:

There are two packages for patients to choose from whereby patients can come in for a checkup and cleaning.



YOU'RE NEVER FULLY DRESSED WITHOUT A SMILE.

(012) 752 9000 (reception)
577 Rubenstein Road,
Moreletapark, Pretoria

Email: info@adelrossouw.co.za
Visit: www.adelrossouw.co.za
083 719 9021 (emergency only)

LOVELY Smile

SAY "I DO" WITH AFFORDABLE COSMETIC TEETH WHITENING

Call for a booking today!
082 377 0780



www.facebook.com/lovelysmile

SAFE. PAINLESS. EFFECTIVE

آموزشگاه انعکاس منبع جدیدترین اطلاعات، مقالات و دوره‌های آموزشی طراحی لباس و مدشناسی

Enekas.Academy

Enekas.Academy



Your dream wedding dress

Written by Timeless Bridal Couture



This is the dress you have been dreaming about all your life! It is also the dress in which you will make one of the greatest and most important promises of your life and embark on a brand-new adventure with your soulmate. However, looking for the wedding dress of your dreams can easily become a nightmare if you do not start with the right information and background. In this article, we share our top and most important tips in regard to the big search for your dream wedding dress.

A bride-to-be can start by researching photographs of wedding dress styles that she likes. Be aware of details such as the pattern, fabric and colour. The detail that you notice first can eventually play a big role in the choice of your wedding dress. However, many brides fall into the trap of being so overwhelmed by one dress in a photo that they do not notice any other dresses.

Although it is good to be sure about what you like, it really is necessary to consider other styles too. Be realistic about the styles that will flatter your figure. The best way to learn which styles will work well for your figure is to try on a variety of dresses.

As with most products on the market, the price of a wedding gown is linked to its quality. The final product is the result of a long and costly process. It starts with the first idea and drawing by the designer.

The design is then rounded off, followed by the sourcing of the perfect fabric, colour and beadwork. All these factors together play a role to determine what the dress will cost. Your wedding gown should make you look and feel gorgeous on your big day.

This beautiful look and feel will be captured in the photographs. Choosing the right dress is therefore very important. Your bridal gown is the item that all the guests will remember – make it a priority when you are budgeting for the wedding. Involving the right people in your search for your dress is vital.

Take two to three persons that you can trust wholeheartedly, who know you and will support your decisions. You will just know when you have found the dress of your dreams.

At that moment, you will want people who will support you and respect your choice without forcing their own choice and preferences on you. Do start your search well in time so that the process will go as smoothly as possible when the stressful two months before your wedding begin.

Obtaining a bespoke wedding dress takes at least six months from the order date to the final fitting. You should therefore start searching in time – it is never too early to find your wedding dress!

Your search begins with the right partners. A good bridal boutique will support and respect you in every aspect of this new adventure! Excellent service, expertise, and honesty are the key qualities to look for when you arrange your fittings. In this once-in-a-lifetime search, you want to be sure that all the parties concerned will focus on your very best interests!

Do not invite too many people to accompany you when you go for fittings.





FOR EVERY OCCASION

WEDDING DRESSES & SUITS TO HIRE OR BUY,
WITH A WIDE RANGE OF BRIDAL PARTY, EVENING WEAR AND ACCESSORIES

BOOK YOUR **FREE** FITTING TODAY

EUROSUIT

BRIDE&CO

آموزشگاه انعکاس منبع جدیدترین اطلاعات، مقالات و دوره‌های آموزشی طراحی لباس و مدشناسی

 Enekas.Academy

 Enekas.Academy



IMAGIKA

CREATIVE DESIGNS

+27 12 993 1653 | +27 82 968 0996
gowns@immagika.com
www.facebook.com/immagikadesigns

Hand crafted in our studio
Pretoria South Africa

Venue: Hofburg Imperial Palace, Vienna, Austria

Jewellery: Jenna Clifford

Photographer: Henry O Photography

Model: Megan Kahts soprano



آموزشگاه انعکاس منبع جدیدترین اطلاعات، مقالات و دوره‌های آموزشی طراحی لباس و مدشناسی



 **Olivelli**
bridal & evening
www.olivelli.co.za

Olivelli Bridal & Evening

25 Lily Avenue Northcliff

011 782 1155

info@olivelli.co.za

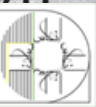
www.olivelli.co.za

Kenneth Winston

آموزشگاه انعکاس منبع جدیدترین اطلاعات، مقالات و دوره‌های آموزشی طراحی لباس و مدشناسی

 Enekas.Academy

 Enekas.Academy





Gabbiano

Pretoria

Michelangelo bridal boutique
730 Jacques Street
Moreleta Park
Tel: 076 711 0972

Johannesburg

Stop and Stare evening
and wedding wear
Mulberry Office Park
Broadchres Avenue
Tel: 082 308 8998

Krugersdorp

Oh My Gosh bridal wear
34 Viljoen Street
Krugersdorp
Tel: 082 782 7236

Cape Town

Bridal Allure
76 Blaauwberg Road
Table View Shopping Centre
Tel: 021 556 4880

آموزشگاه انعکاس منبع جدیدترین اطلاعات، مقالات و دوره‌های آموزشی طراحی لباس و مدشناسی

 Enekas.Academy

 Enekas.Academy





Pretoria's best
kept secret...

Specialising in
PLUS SIZE
wedding dresses.



Don't delay,
book your fitting
TODAY

012 991 3664
info@bridalsecret.co.za
www.bridalsecret.co.za

362 Holmdene Street
Faerie Glen, Pretoria



آموزشگاه انعکاس منبع جدیدترین اطلاعات، مقالات و دوره‌های آموزشی طراحی لباس و مدشناسی





THE
FASHION ATELIER
@Brooklyn

MEET. DESIGN. CREATE

Custom made Wedding dresses
Bridal Party wear

012 340 0143 / 076 364 3600 INFO@THEFASHIONATELIER.CO.ZA
WWW.THEFASHIONATELIERBROOKLYN.COM
255 JUSTICE MAHOMED STR, BROOKLYN, PRETORIA



Address: Shop 20 Hillfox Value Center
Cnr Hendrik Potgieter Rd & Albert Street
Weltevredenpark, 1709
Tel: 011 066 8578 • (078) 719 2129
Website: www.amorladelbridal.co.za

آموزشگاه انعکاس منبع جدیدترین اطلاعات، مقالات و دوره‌های آموزشی طراحی لباس و مدشناسی





Book your Complementary
Appointment With Our Bridal Designer

Tel: 012 997 7649
sales@theronsboutique.co.za
www.theronsboutique.co.za

Follow us:

Wedding Dresses - Bridesmaids Dresses - Alterations - Flower girls - Bridal boleros - Veil's
Mother of the bride - Special Occasions - Men's Waist Coats - Men's Tie's
Custom made wedding dresses From R 4900.00 (T&C apply in store)

Boutique Maritza

Hiring of wedding and evening gowns

083 680 2008
Viewing by appointment only
Hair and make up also available



LOVEDAY DESIGNS



CUSTOM MADE TO
YOUR REQUIREMENTS

- Wedding dresses
- Bridesmaids
- Mother of the bride
- Eveningwear
- Dress alterations

Lorna: 012 998 4769
082 404 9709





Boutique Maritza



آموزشگاه انعکاس منبع جدیدترین اطلاعات ، مقالات و دوره‌های آموزشی طراحی لباس و مدشناسی

 Enekas.Academy

 Enekas.Academy





آموزشگاه انعکاس منبع جدیدترین اطلاعات ، مقالات و دوره‌های آموزشی طراحی لباس و مدشناسی





آموزشگاه انعکاس منبع جدیدترین اطلاعات ، مقالات و دوره‌های آموزشی طراحی لباس و مدشناسی



THE
FASHION? ATELIER

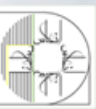
@Brooklyn

MEET. DESIGN. CREATE

WWW.THEFASHIONATELIERBROOKLYN.COM

INFO@THEFASHIONATELIER.CO.ZA

آموزشگاه انعکاس منبع جدیدترین اطلاعات، مقالات و دوره‌های آموزشی طراحی لباس و مدشناسی



IMAGIKA

CREATIVE DESIGNS
www.immagika.com



آموزشگاه انعکاس منبع جدیدترین اطلاعات ، مقالات و دوره‌های آموزشی طراحی لباس و مدشناسی

 Enekas.Academy

 Enekas.Academy






Venue: Galagos Country Estate | Dress and hair: Immagika Creative Designs – 012 993 1653
Stationery: Spiekerish Fotografie & Ontwerp | Make-up: Elaine Leeb MUA

آموزشگاه انعکاس منبع جدیدترین اطلاعات، مقالات و دوره‌های آموزشی طراحی لباس و مددشناسی

 Enekas.Academy

 Enekas.Academy





IMAGIKA
CREATIVE DESIGNS

آموزشگاه انعکاس منبع جدیدترین اطلاعات، مقالات و دوره‌های آموزشی طراحی لباس و مدشناسی

 Enekas.Academy

 Enekas.Academy





IMAGIKA
CREATIVE DESIGNS

آموزشگاه انعکاس منبع جدیدترین اطلاعات، مقالات و دوره‌های آموزشی طراحی لباس و مدشناسی

 Enekas.Academy

 Enekas.Academy





آموزشگاه انعکاس منبع جدیدترین اطلاعات، مقالات و دوره‌های آموزشی طراحی لباس و مدشناسی



Michelangela

Bridal Boutique



آموزشگاه انعکاس منبع جدیدترین اطلاعات، مقالات و دوره‌های آموزشی طراحی لباس و مدشناسی





 **Olivelli**
bridal & evening
www.olivelli.co.za

MAGGIE SOTTERO
IMPECCABLE STYLING. INCOMPARABLE FIT.

آموزشگاه انعکاس منبع جدیدترین اطلاعات، مقالات و دوره‌های آموزشی طراحی لباس و مدشناسی

 Enekas.Academy

 [Enekas.Academy](https://www.instagram.com/Enekas.Academy)





Olivelli AIRE
bridal & evening
www.olivelli.co.za

BARCELONA

آموزشگاه انعکاس منبع جدیدترین اطلاعات، مقالات و دوره‌های آموزشی طراحی لباس و مدشناسی

 Enekas.Academy

 Enekas.Academy






Amor Ladel Bridal

آموزشگاه انعکاس منبع جدیدترین اطلاعات، مقالات و دوره‌های آموزشی طراحی لباس و مدشناسی

 Enekas.Academy

 Enekas.Academy





Amor Ladel Bridal

آموزشگاه انعکاس منبع جدیدترین اطلاعات، مقالات و دوره‌های آموزشی طراحی لباس و مدشناسی

 Enekas.Academy

 Enekas.Academy





The Groom's Outfit

Written by BonBon's



Modern grooms no longer take a back seat at the wedding arrangements; they have a say in what they prefer.

Thanks to social media and the internet, it is now much easier for the bridegroom to make well-informed decisions about his outfit and choose accessories according to the wedding theme.

Gucci, Prada, Yves Saint-Laurent, and other major designer names have taken men's suits out of the history books by designing styles suitable for a more social milieu rather than a businesslike conference room. Although black remains classic, it is no longer the colour of choice.

The following guidelines will be useful to you as bridegroom:

• The colour

Suits in colours such as indigo blue, olive green, wine red and even salmon pink are seen on the catwalks. As long as the colour matches the chosen wedding colour scheme, you can give your imagination free rein.

• The cut

There is so much more to the cut of a modern suit than the standard style with two or three buttons. Modern suits have a narrower cut and are more finished so that the wearer will look his best. Ask the supplier or shop

if they do alterations and what they will cost. The better the suit fits you, the better you will look and feel.

• The accessories

- Shirt:

The shirt is just as important as the suit itself. Options include the style, for example a straight collar or a wing collar for a bow tie, and the colour.

It all depends on your taste. Just like the suit, it is important that the shirt should fit well.

- Cufflinks:

Splash out with unique cufflinks, available in just about any design one can think of. One can even order designs with a personal

touch such as one's signature or picture, which would make a good gift for the groom's retinue.

- Socks:

Socks with a comic-book motif or vivid colours can add a modern, fun feel. They can be combined with the cufflinks into a theme for the retinue.

- Shoes:

First, choose the colour and style of the suit you want to wear. You can take the suit's trousers with you when you shop for shoes, to make sure that the styles and colours match. Once you have the shoes, you can have the trousers hemmed and alterations done.

- Tie, cravat or bow tie:

The wedding theme will determine whether you are going to wear

a tie, cravat or bow tie. A formal bow tie or white silk tie would be suitable for a more elegant or formal wedding; a cravat can be a very stylish choice for an informal wedding.

This accessory's colour should also match the theme and blend in with the colours of the outfits of the bridesmaids the flowers and decorations.

- Pocket square, lapel pin or buttonhole:

Choose a pocket square in the same colour as your tie, cravat or bow tie for a neat, stylish look. A flower pin or traditional buttonhole will look festive and accentuate the theme chosen for the flowers. Less traditional wooden lapel pins can also complement the theme.

- Waistcoat:

A waistcoat is another way of expressing your personal style in your wedding outfit. It could even be made of the same fabric as the bridesmaids' dresses.

There are wonderful examples of waistcoats in various colours and styles on the internet. As the groom, you are one of the two leading players on your wedding day.

Your outfit should reflect your personality but still blend in with the theme and colour scheme chosen for the wedding. Keep them in mind when assembling your wedding wear.

Enjoy every moment of the process and make your look uniquely your own.





012 361 1638
menlyn@scozia.co.za




Your **one stop** exclusive **men's outfitter** for all your wedding needs. We also stock a full range of **formal and casual wear**. Fittings and adjustments are done on the premises by our professional sales team and in-house tailor.

Shop G149, Menlyn Park Shopping Centre
Entrance 3, Garsfontein Road, Pretoria



sco *gia*[®]
ITALY



آموزشگاه انعکاس منبع جدیدترین اطلاعات، مقالات و دوره‌های آموزشی طراحی لباس و مدشناسی

 Enekas.Academy

 Enekas.Academy



scozia[®]
ITALY



آموزشگاه انعکاس منبع جدیدترین اطلاعات، مقالات و دوره‌های آموزشی طراحی لباس و مدشناسی

 Enekas.Academy

 Enekas.Academy





The Stag Party

Written by Wedding Guide



A stag party need not necessarily result in your feeling like the world's worst the day after. There are many options that will create the right atmosphere for leg-pulling, jolliness and camaraderie without degenerating into overindulgence and uncontrolled behaviour.

A man with integrity prefers such a stag party.

When planning the groom's stag party the following are good, fun alternatives to the same old drinking spree which often does not end well. His friends' preferences will determine the right choice.

- Choose a good quality venue for a relaxed get-together. It is fine to have drinks available, but the party should not be turned into

a boozing competition. Have a meal, relax and enjoy each other's company. The golden secret is to do everything in moderation.

- Attend a rugby or cricket match.

- Other options include extreme sports such as all-in wrestling or weightlifting.

- For the younger guys, paintball is always popular.

- Plan a clever prank on the bridegroom that will be great fun, and afterwards reward him with a delicious steak at a restaurant. (Do remember that forcing him to drink a lot of booze is not a prank.)

- A weekend with the guys on a camping, boating, fishing or hunting trip will definitely be a highlight.

- A day at the golf course with good friends could also be very relaxing. It is not necessary to belittle the bridegroom.

Keep the tricks and teasing within limits so that his stag party will be filled with good memories.

Instead of the usual stag party, a men's meeting is a wonderful alternative.

The groom's father, prospective father-in-law and grandfather can join his friends to declare powerful blessings over the bridegroom and give precious marriage advice that will have a decisive effect on his marriage.

Pray for him. You could even invite a special speaker. Such a gathering will be an investment in eternity.



The Groom's Speech

Written by Wedding Guide



The groom's speech is an important moment of the wedding and everyone looks forward to it. It is the bridegroom's chance to share with relatives and friends how much he loves his new wife and how excited he is about embarking on the marriage journey with her.

It is also his opportunity to thank everyone in his life and express something of his personality.

Subtle humour plays an important role at all times. The speech should be prepared carefully. The most important part of the speech is that the bridegroom should praise his bride before all the guests.

It is the most significant part of the groom's speech. Guests enjoy seeing the bridegroom focusing on his new wife. He can tell them how they met, why she means so much to him and why he loves her so, tell her she looks beautiful and how much he looks forward to the future.

The groom should also thank the bride's parents for their daughter and for welcoming him into their family. His own parents should be thanked as well and a funny story from his childhood would be appropriate here.

His thank-you list must include everyone who helped to make the wedding unforgettable. The wedding retinue (groomsmen, bridesmaids, pageboys and flower

girls) deserve a special mention. The guests get a word of appreciation for their presence and presents.

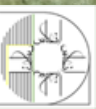
The speech can be concluded with a quote about love, such as: "I did not marry her because I want to live with her...I married her because I cannot live without her." The above guidelines should help you as the bridegroom to write your speech.

**Keep the following in mind:
The speech should be very well prepared (ask for help if needed).**

Make it interesting with a balance between humour and seriousness. Remember to keep your bride on the throne at all times. Do not be pressured into a performance – be sincere and at ease.



The Honeymoon



Your first holiday together

Written by Wedding Guide



Your honeymoon should be the most special holiday ever. Once you realise how easily some aspects can be upgraded, you can aim for unforgettable. To begin with, consider renting a luxury vehicle to take you to the airport. They often come with a smartly dressed chauffeur, which will make you feel even more special.

A similar vehicle could take you from the airport to the hotel where you will be staying. Some airlines will upgrade their services for newly married couples who present their marriage certificates. However, it is better to contact the airline beforehand and find out about a honeymoon upgrade.

When booking accommodation, do check the honeymoon suite and make sure what you can expect. It might be worthwhile to pay a little more. Honeymoon suites usually include luxuries such as a pool, a fireplace, and special room service.

Other value-add items include special airport transfers, and sparkling wine and roses upon arrival. Ask about these when you book and negotiate them with the hotel. Most good hotels would love to spoil you. Many of them offer special

romantic outings. You could go stargazing on Mount Teide in Tenerife with a bottle of sparkling wine, or enjoy a snow outing in Sweden.

What about a chopper tour of the Grand Canyon, experiencing the splendour of Venice in your own gondola, even a honeymoon houseboat trip on Lake Vembanad in India complete with your own chef, waitron and captain?

If your heart is set on Africa, book a honeymoon safari to see the Big Five, with a sleepover at a romantic safari reserve, or see the Victoria Falls on a boat trip on the Zambezi river.

An island offers many pleasures: a canoe trip, swimming with dolphins, sailing around the island on a yacht, or a picnic on your own private beach. The rates for such outings can be obtained beforehand and included in the budget.

Phuket offers breathtaking beaches, scenic beauty, friendly people, and a temperate climate. The weather is a big bonus. You can laze around in the

sun, or go diving, snorkelling, surfing or sailing. Phuket's delicious fresh Thai seafood is also part of the experience.

The island of Mauritius is famous for its blue-green waters, tranquillity and relaxed atmosphere. The people are warm and friendly. The clear, calm water along the coast is ideal for several kinds of water sports.

Deep-sea fishing is another possibility. Mauritius offers a wide variety of accommodation options, making it possible for almost everyone to afford a honeymoon there.

If money is no object, you could consider one of the world's most exclusive honeymoon packages... Sir Richard Branson's private hideaway, Necker Island. You could rent it exclusively for your wedding and then honeymoon on the Necker Belle, a luxury sailboat with four lavish en suite cabins.

And then there's the extremely romantic George V Hotel in Paris, where you could enjoy an awesome view of the Eiffel Tower! The possibilities are endless. Whatever you choose, make sure that you get the very best value from your honeymoon.



Be prepared – pack with savvy

Whether or not you know your honeymoon destination – you can pack your bag for any situation, good or bad. Here are a few essentials that just have to be in your bag.



Pack clothing that can be worn in layers

Pack three shirts or tops for each pair of trousers, with two or three neutral pullovers to keep you warm. Pack two swimsuits at most for the pool or beach.

Pack comfortable shoes that will suit any occasion

Do not take more than three pairs of shoes. Walking shoes such as tuckies, comfortable slip-on sandals and a pair of formal shoes for evenings out are good choices.

Buy a travel-size toilet bag

When you are far from home, the must-haves are a toothbrush, toothpaste, shampoo, facial wipes and cleanser, a disposable razor, deodorant and an insect repellent, all available in small sizes.

Never be without a first-aid kit wherever you may be

Make sure you have something for almost any emergency. The basic items that you should take along include painkillers, plasters and a sunburn lotion.

Remember all your technological gadgets

Even if you are planning to be offline, you should still be prepared. Make sure you have a universal plug for cellphone and camera chargers.



ZWAHILI

PRIVATE GAME LODGE & SPA

Exclusive 5 Star Game Lodge situated 2 hours North of Johannesburg in the malaria free bushveld region of the Limpopo Province.

Embrace a true African experience in 3 Lodge rooms, 4 Safari suites, 2 Executives suites and an opulent Presidential suite. Accommodating a max of 20 guests ensuring a personal experience.

A perfect honeymoon destination to let nature infuse your senses.



Activities

African Spa
Game drives
Guided walks
Romantic bushveld picnics
Historical & Archeological site
Night drives

Facilities

Conference room
Wedding Planning
Intimate wedding venue
Fully licensed bar
Restaurant with fireplace
Boma for starlit dinners
Swimming pool
Complimentary Wi-Fi



Honeymoon package includes preferential check-in & check-out times
Private dinner, Romantic turndown & Complimentary Method Champagne



ZWAHILI PRIVATE GAME LODGE & SPA
CENTRAL RESERVATIONS OFFICE

TEL: +27(12) 652 4340 • E-MAIL: reservations@zwl.co.za

آموزشگاه انعکاس منبع جدیدترین اطلاعات، مقالات و دوره‌های آموزشی طراحی لباس و مدشناسی

Enekas.Academy

Enekas.Academy





Mother of the Bride / Groom



Mothers of the Wedding Couple

Written by Blooming Gorgeous Boutique



Mothers, are the outfits you want to wear for the bride's greatest day in line with her own expectations? It is quite possible that you all have something different in mind!

You may be considering a short, pretty dress with a floral pattern that matches the spring blossoms, while she would prefer to see you in a plain yet beautifully elegant dress with a becoming neckline that accentuates your best qualities.

Let's look at a few tips that will help you as the mother of the bride or groom to dress confidently and with panache, making this day a wonderful experience for you all.

- It is essential to include the mother of the bridegroom in all aspects of planning the outfits. It will dispel uncertainty and ensure that you will be able to work together in harmony.

After all, you are the main guests of honour who will accompany the wedding couple on their lifelong journey and will always remember this occasion.

- Choosing the mothers' outfits should fit easily into the wedding planning without any unnecessary hands-in-the-hair moments. First, decide on the basics such as the length of your dresses and whether the mothers' outfits should harmonise with those of the bridal retinue.

Another important factor is whether the outfits must blend in with the day's theme colour. When discussing these aspects, the bride's dreams about her great day and how she visualises them will come first. It is therefore crucial that the bride and the mothers should communicate well.

It is a good idea to arrange a relaxed morning or afternoon visit at which the bride and the two moms can chat about the bride's expectations. There should be scope for the mothers to choose outfits that match the bride's dreams and at the same time express their own personalities.

The next big step is to go shopping! It can be done together or

individually, depending on each person's obligations. However, do choose a day on which you will be undisturbed and will not have to rush to other appointments.

- Choose suppliers carefully. It is a good idea to visit boutiques that specialise in bridal wear, because their sales assistants have been trained to give advice according to your taste and choices. A fitting session will then not be an endless frustration, but a pleasant experience.

Such suppliers have unique outfits and there are a limited number of outfits of each style and colour, which can prevent someone else from arriving at the ceremony in the same outfit. Pick out a shortlist of three or so outfits based on the discussion you had with the bride around the tea table and decide on the best one.

The last word:

Prepare yourself to be emotionally strong and to glow with love and joy on this special day.

HSC
HOUSE OF SUPERIOR CLOTHING



MOTHER OF THE BRIDE
SPECIAL OCCASION
WEDDING GUESTS

VARIETY OF STYLES & COLORS AS WELL AS
STYLES FOR THE FULLER FIGURE

آموزشگاه انعکاس منبع جدیدترین اطلاعات، مقالات و دوره‌های آموزشی طراحی لباس و مدشناسی

 Enekas.Academy

 Enekas.Academy





آموزشگاه انعکاس منبع جدیدترین اطلاعات، مقالات و دوره‌های آموزشی طراحی لباس و مدشناسی





آموزشگاه انعکاس منبع جدیدترین اطلاعات، مقالات و دوره‌های آموزشی طراحی لباس و مدشناسی





آموزشگاه انعکاس منبع جدیدترین اطلاعات ، مقالات و دوره‌های آموزشی طراحی لباس و مدشناسی





آموزشگاه انعکاس منبع جدیدترین اطلاعات ، مقالات و دوره‌های آموزشی طراحی لباس و مدشناسی





آموزشگاه انعکاس منبع جدیدترین اطلاعات، مقالات و دوره‌های آموزشی طراحی لباس و مدشناسی



The Second Marriage

Written by Alto Boutique



A second marriage takes place after a divorce or when a previous spouse has died. Broken relationships and death are always hard to deal with, but wounds heal over time and one can find love again. You should realise that a second (or third) marriage starts off with much more baggage, because the feelings of children, relatives and friends have to be taken into account – after all, two families and their relatives are now being joined together. Before you decide about a second marriage, respond honestly to the following questions:

● What is motivating you to remarry?

The correct answer is obviously that you really love the person and are prepared to undertake a lifelong journey with them. Conversely, it would be wrong to say you are tired of being lonely, that you are the only unmarried person in your friends' circle or that you are doing it to please friends and family.

● Have you given yourself enough time to get to know the person well?

Do not make a hasty decision! Experts believe that people should get to know each other for at least a year or longer, even if they knew each other previously.

● Have you been through the mill together?

In each relationship, the beginning is always the happiest time. However, make sure that you have seen how the person reacts to every possible situation and that the way in which

you work through conflict does not make you uncomfortable.

● What is the nature of your relationship with the ex-spouse and children?

Make no mistake – in a second marriage, you do not marry the person only, but also the children, new in-laws and in the case of a divorced person, their ex. You must therefore take note of their feelings about you – and yours about them – and clear the air before the wedding.

● The financial status of both parties

Both parties must be aware of any debt load, know who will be the breadwinner and if the other spouse will be able to provide for them if the breadwinner loses their job. Ensure that debts, investments or the children's inheritance are not affected.

Announcing the second marriage

The news should be announced in the following order: Each one must tell their children personally that they have decided to remarry. Be patient and open-minded if the news is not received positively and discuss the matter objectively, with the necessary understanding and sensitiveness. In cases where the ex-spouse is still living, they should be informed next, because their reactions will also affect the children's attitude and adaptation. Once this is done, you can share the good news with the rest of the family, friends, acquaintances, and colleagues.

Marriage ceremony

The bride can decide how she wishes to enter the church. She need not be brought in by her father as was the case with her first marriage, but may walk in by herself or accompanied by one of her children or her bridegroom.

A large retinue is also unnecessary. If she wishes, however, the bride could ask a good friend, sister or one of the children to act as bridesmaid. This applies to the bridegroom as well – a good friend, relative or son could be his bestman. It remains their choice. This time round, the bridesmaid and best man do not need to arrange a kitchen tea or stag party – with two households being joined, there are ample supplies of linen and crockery. The bride could nevertheless arrange a special tea party with her girlfriends before the marriage.

Make the church ceremony a memorable one. A flower arrangement in the entrance lobby and another in the church itself will create a festive atmosphere. The children can be included in the wedding vows that the couple will make to each other. It will make the union of the two families more powerful and special and give the children a sense of security. You could all join in to light candles as a symbol of the two families' union, followed by a special blessing on all the members by the marriage officer.

It is a good idea to involve the children and relatives so that they can feel they are truly part of the occasion. Ask them to do small

tasks such as presenting the ring or handing out confetti. If some of them have a special talent, they could for example be asked to sing, play a music instrument, or give a recitation. An attractive programme setting out the order of events can be handed out at the door. It could include the words of the hymns to be sung and the names of the organist, photographer and marriage officer, as well as a note of thanks.

Type of reception and venue

A second marriage is usually a smaller, more intimate function than the first and is paid for by the bridegroom unless otherwise agreed. A private garden, restaurant, or intimate venue would be perfect for a pleasant, stylish, and personal function. Only close relatives and best friends are invited.

Depending on their needs and budget, the couple can decide if they want to be married in the morning, afternoon or evening. A second marriage is more informal than the first. The wedding couple are the hosts, and welcome the guests at the entrance to the reception area. The groom stands slightly in front of the bride, at her right hand. This is guests' first opportunity to congratulate them and to be introduced to newcomers.

Speeches should focus on the future and respect the past. A bridal table is not necessary – the couple can sit with their guests. If there are too many guests for one table, the newlyweds can share a table with nearest family members or best friends. After the wedding, when you have settled into your new life, other friends and relatives can be invited to relax with you around a dinner table.

Gifts

An extensive gift list is inappropriate, but a smaller one is acceptable if necessary. If you have everything you need, you can ask your guests to donate to a charity of your choice.

Guests who prefer to buy gifts should keep the hobbies and interests of the wedding couple in mind when choosing something, for instance camping accessories, gardening tools, suitable books, good music, etc.

More ideas for gifts include a beautiful tree or shrub, an interesting cookery course, dance lessons, tickets to a good show, a gift voucher for a meal at an exclusive restaurant, or gift vouchers that can be used at a nursery or bookshop.

Clothes

The bride's outfit should reflect her taste and personality and suit the nature of the function and her age. Her hair colour and skin tone, the time of day and the season will determine the colour and style of the bride's outfit.

For morning weddings in summer and spring, pastel colours in soft fabrics such as chiffon are especially suitable.

They need not be plain – a soft flower pattern would work for a morning wedding. A long or calf-length dress is suitable. An ensemble with a long skirt would also be a good choice, but pants suits should rather be avoided. Choose accessories wisely – too many pieces of chunky jewellery are not suitable for a morning wedding.

Pearls are always a good choice. Remember to remove your previous wedding ring well in time. For afternoon, evening and winter weddings, darker colours in heavier fabrics such as silk, lace, taffeta, brocade or georgette can be chosen. A full-length dress is always stylish and asymmetrical lines are slimming.

White, off-white, creamy, or pearly shades are currently acceptable if they suit the bride's complexion. A small bouquet will add a charming finishing touch to the outfit but should not dominate it. Have your hair and make-up done professionally. Be careful of overdoing the make-up or applying a thick base that can make you look older.

Try to get rid of unwanted flab in time and take good care of your hair and nails so that you will look your best on this important day! Seek good advice if you want to colour your hair and make sure that the hairstyle you choose will suit your face shape.

The groom's shirt and tie can complement the colour of your outfit to emphasise your status as a couple. A bow tie and morning dress are perfect if they are suitable for the event. The bridegroom must wear a buttonhole.

Joyful celebration

The second marriage remains a joyful celebration and family and friends should work together to make the day special for the bridal couple. Concentrate on the positive aspects, give them the support they need and wish the bridal couple a happy and blessed new life together.



Tips & Trends for a flawless wedding

Written by Michelle Kruger



Creating a super-stylish wedding takes time. Tailoring your own daughter's perfect wedding day kicks into a whole new gear once you start thinking about designs, colour palettes and cake decorations. Whenever you have two people, surrounded by the family and friends who mean the most to them, pledging to love and support each other for ever, it's magical, meaningful, and very personal. When I was asked to help the couple, I was faced with the same question every wedding coordinator gets: Where do I begin?

1. It's all about the setting

Choosing the right venue is the first and most important decision every couple has to make. Why? Because it is the canvas for the special picture you're trying to paint. It will set the tone for almost every other decision in terms of style, design, colour or formality. Try to visualise what you would like to see in your wedding pictures and keep that in mind when choosing your venue. Decide how involved you would like to be in setting up the venue, how much you're prepared to spend, how many guests you want to invite. Find out what is included in the package – very important!

Do not procrastinate. The Western Cape Wine Region, for example, is a very popular international wedding destination and finding an available date can be challenging.

2. Snap happy

Even if you can take the perfect selfie, I suggest you book an expert for the most photographed day of your life.

Most professional photographers offer a package that includes an engagement shoot. My daughter and her fiancé decided to combine the shoot with the trial make-up and hairstyling sessions at their chosen wedding venue. It gave them the opportunity to familiarise themselves with the surroundings and to build trust between them and the photographer. They learnt what poses worked for them, where they would like to have their pictures taken on their wedding day, and what made them comfortable in front of the camera. This certainly paid dividends on their big day.

3. Colour me beautiful

If the recent Royal Wedding that was watched by millions of people around the world is anything to go by, my prediction is that the "no make-up" look will become a trend. Soft and natural has been the norm for a while now. Choose your make-up and hair artist carefully. They know what photographs well and how much is needed.

A bride should never be mistaken for the wedding cake! Most brides will agree that timing is crucial for their hair and make-up sessions on the big day. When the timing hits a snag, it often triggers a domino effect of delays for the rest of the day. A professional will also be professional about timing.

4. So you think you can dance?

It's easy to feel like a rock star when you're dancing around your house. However, in the spotlight at your reception, things can get a little more challenging. The solution for any couple: dance lessons! This

worked very well for my daughter and her new husband. They had a choreographed dance routine that was highly appreciated by their guests, who cheered them on with enthusiasm.

Another tip: don't feel obliged to dance all four minutes and umpteen seconds of your favourite song. If it is too long, cut it down to a minute and a half.

5. Time to drop the stilettos, Cinderella

We've all been there where we finally find the perfect shoes that match the dress impeccably, but they're extremely uncomfortable. After all, you want to be able to dance on long after the clock strikes twelve, not so! Colette was no exception. Her solution was to have her dress made as separates; a bodysuit with two skirts, one long and one short. She chose to wear her beautiful satin heels with her long skirt for the ceremony and reception dinner. She then changed into the shorter version of the skirt and wore sparkly sneakers for the dance party.

6. It's a party, not a performance

At the end of the day, if you have been married to the one you love, then everything went perfectly. No matter how well you planned, how much you prepped, practised or rehearsed, things don't always go according to plan. Prepare yourself mentally for when it happens. My advice would be to go with the flow, take it in your stride and enjoy the day regardless. Sweating the small stuff will rob you of what could have been the best day of your life.



The Value of a Gift

Written by Bethel Bedding



“My beloved is mine and I am his.” Song of Songs 2:16 (NIV)

“You have stolen my heart, my sister, my bride; you have stolen my heart with one glance of your eyes, with one jewel of your necklace.” Song of Songs 4:9 (NIV)

The marriage ceremony and the covenant before God have been completed. It is time to celebrate the marriage together with relatives and friends. And what a joyful and beautiful occasion! Crystal and silverware sparkle on the tables, which are decorated with beautiful flowers.

Delicious food and drinks are served to the guests. The guests bring their own gifts to the celebration. By keeping a few factors in mind, you can ensure that the bridal couple will enjoy and use your gifts. Most couples marry later these days, and many of them are working already and live on their own.

Many brides therefore draw up a gift list at a specific supplier containing the items the bridal couple need. The bride’s mother or her bridesmaids will be able to tell you if such a gift list exists. Remember to attach a card with good wishes so that the newly marrieds

will know who bought the gift. In the years to come, they will enjoy remembering who gave each gift.

Cash is always welcome. Put the money in an envelope with a beautiful card with good wishes to make it more personal and special for the bridal couple.

They will be able to use the cash to supplement bigger expenses such as their honeymoon. Remember, the greatest gift is love! Wrap whatever you give in love, joy and kindness.

GIFTS

with words of life



Chair Pillows and
Kneeling Cushions

Paper Roses

Pillowcases with Scripture
Love, Peace, Joy











For the word of God
is living and powerful

Hebrews 4:12

Bethel Bedding | 084 585 8494 | maria.neiteler@gmail.com

آموزشگاه انعکاس منبع جدیدترین اطلاعات، مقالات و دوره‌های آموزشی طراحی لباس و مدشناسی





Décor & Rentals



Décor for your wedding

Written by Purple Bell Events



Thinking about weddings brings to mind a number of important elements – first of all the bride and groom, of course, plus the ring, the dress, the photographer, and the cake, to name but a few.

To some brides, certain elements matter more than others. One should never underestimate the role of décor and flowers for creating a specific atmosphere, for highlighting and completing the wedding theme.

The play of light and colour in the decorations will create a delightful atmosphere for the guests, ensuring that the wedding is festive and enjoyable from the first moment.

The decorations will form the backdrop for the photographs, framing your memories of this wonderful day. When planning the wedding décor, the bride can opt to do it herself or to leave it in the hands of a professional.

Brides who want to handle the décor themselves should consider a few factors. The run-up to your wedding day will be busy and exhausting. You will become stressed, which can lead to disagreements and tears, and your beautifully manicured hands will be a mess.

On your wedding day, you will be rushing around putting last-minute touches to the décor, there will be no surprises when you walk into the church or reception venue, and you will spot mistakes – all things that will spoil your day. Engaging professionals is really a much better way of making your big day memorable.

Most décor suppliers have a wide variety of items that can be rented. Renting will save you the time, effort and expense of sourcing the items yourself and selling or storing them somewhere after the wedding.

It's worthwhile to do some research and arrange consultations with service providers to think up ideas that will make your theme come alive. The creativity in this industry is endless. Décor suppliers spend thousands of hours on research to stay abreast of the latest trends.

They attend expos and browse the internet to source exciting new products that will make every wedding unique. Small details will add even more nuances to the big picture. A décor supplier's expertise will be at your disposal to make your wedding a magical event that will be wonderfully special.





A²Z
HIRING DEPO

166 Sutter Street, Pretoria West, Unit 2, 0183
012 327 1639 • a2zhiring@gmail.com
info@a2zhiring.co.za • www.a2zhiring.co.za



TENT HIRE



EVENTS



LED FURNITURE



DECOR



CHAIRS



FURNITURE HIRE




Specializing in:

Tiffany Chairs • Stretch Tents
Marques • LED Furniture
Bar Tables • Bar Chairs
Couches • Outdoor Furniture




The Tea Room

The perfect room for your intimate functions such as:

BABY SHOWER • BRIDAL SHOWER • LADIES BREAKFAST
BOOK LAUNCHES • BIRTHDAYS, ETC.

Enjoy elegant celebrations in our sparkly haven.

LOCATION

194 Lois Avenue Newlands, Pretoria

ENQUIRIES

012 361 5791

Percy 072 565 3188

info@sweetoccasions.co.za

آموزشگاه انعکاس منبع جدیدترین اطلاعات، مقالات و دوره‌های آموزشی طراحی لباس و مدشناسی



Photos: Decor-D-Zign | 012 803 6654



Event Precision
DDZ
DECOR-D-ZIGN

Event Precision...Dur Philosophy,
Dur Aim, Dur Reputation!

DECOR -D -ZIGN SPECIALIZES IN:

- ✓ Year End Functions
- ✓ Conferences
- ✓ Weddings
- ✓ Exhibitions
- ✓ Birthday Parties
- ✓ Product Launches
- ✓ Formal Award Ceremonies

Like us on Facebook!
f Decor-D-Zign

& Follow us on Instagram
@decordzign

FOR AN APPOINTMENT PLEASE CONTACT:

EMAIL: info@ddz.co.za OFFICE: 086 100 7270



Photos: Purple Bell Events | 083 327 3261



Whether it's a small, intimate or large and extravagant wedding, we offer a comprehensive service from designing your special day, flowers, venue to pre-wedding functions.

www.purplebell.co.za
info@purplebell.co.za



آموزشگاه انعکاس منبع جدیدترین اطلاعات، مقالات و دوره‌های آموزشی طراحی لباس و مدشناسی





Photos: Belle Doux Decor and Event Planning | 079 879 3703




Belle Doux

Decor & Event Planning



With our knack for detail and creative ideas, we love playing behind the scenes of any special event.

info@belledoux.co.za • 079 879 3703
www.belledoux.co.za



Photos: The POP | 082 459 9733



THE POP
WE PACKAGE AIR
FOR EVERY AFFAIR
CALL TANYA JOSS
082 459 9733
OR POP HER AN EMAIL
tanya@thepop.co.za
thepop.co.za

Jasoul Crouse
PHOTOGRAPHY

DELIGHT PIII sonic

آموزشگاه انعکاس منبع جدیدترین اطلاعات، مقالات و دوره‌های آموزشی طراحی لباس و مدشناسی



CPH Centurion Party Hire

Linen, catering equipment, table decor
and stands are available for hire.



Tel: 012 660 2120/1 • Cell: 082 554 6348
• E-mail: centurionpartyhire@gmail.com •
• www.centurionpartyhire.co.za •

Sparkle

Designs and Events

Adress: 165 Thabo Mbeki, Mokopane Contact nr: 0794944418
Email: sparkledesigndevents@gmail.com

Wedding Co-ordinator
and
formal wear designer

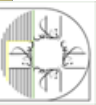
Specializing in
Make-up Hair and Beauty
Formal and Evening wear
Wedding Planning
Decor and Design
Wedding Dresses
Photography
Mens wear
Catering



Photos: Centurion Party Hire | 012 660 2120



آموزشگاه انعکاس منبع جدیدترین اطلاعات، مقالات و دوره‌های آموزشی طراحی لباس و مدشناسی





All you need is true love... and cake!

Written by La Moraine Cake & Confections Boutique



Happiness reaches its full glory when it is shared. And what better way could there be to share the newly-weds' happiness than for guests to enjoy the couple's favourite cake? The wedding cake is a very special focal point at the reception. It should be displayed where guests can admire it.

The symbolic meaning of the cake-cutting ritual is that it is the new couple's practical expression of their commitment to fulfilling each other's needs, to dedicate their lives to one another. It also symbolises prosperity and happiness.

That is why the wedding cake is so special and should reflect the new couple's taste. Many factors need to be considered before the wedding cake is finally selected. For instance, keep the following in mind:

Choose a cake after deciding on the wedding's style

The cake should fit in with the style of your wedding. To name a few, the wedding theme could be romantic or elegantly contemporary or have an old-world charm. There are so many colours, shapes, textures and styles

to play with when designing your dream cake. Deciding on the wedding cake's style is definitely one of the most satisfying experiences of the planning process, because it gives you the chance to be very creative. Colours and forms can express things that cannot be said in any other way.

Tasting the cake is a must

The cake-tasting session is an opportunity to determine if you and your guests will enjoy the cake. It could also be a cosy get-together that the couple or the bride and her retinue can share. It is always



good to obtain a few opinions about the taste and flavour of the cake to ensure that it will indeed be a highlight of the wedding.

While the final choice rests with the couple, there are many options that will satisfy everyone's taste preferences. Each level of the cake could for example be a different flavour.

At the cake-tasting session, all aspects of the cake can be discussed with the supplier down to the finest detail, eliminating any possible misunderstandings.

This will ensure that every aspect of the wedding cake will be perfect on the wedding day.

The cake – large or small?

The decision will depend on the number of guests that will attend the wedding. The cake-cutting

ritual can create a very cordial atmosphere. It is a good idea to play music that expresses something of the new couple's personalities when they cut the cake.

Cutting the cake can be fun, making the rest of the wedding a very enjoyable and pleasant occasion. The wedding cake is a delicious treat for the guests. Make sure that the cake is large enough so that everyone can have a piece.

It depends on the season

If the weather is very hot, the cake should preferably be kept in a fridge at the reception venue to prevent the icing from melting. Heat can also spoil the taste of the cake. It should therefore not stand outside for long periods in very hot conditions.

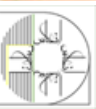
Discuss it with the confectioner to determine the best place and time for displaying the cake. Cool weather is ideal and this aspect will therefore not be a difficulty at a winter wedding.

Trends for 2018/2019

White on white is a major trend for wedding cakes. White never dates and fits in well with any style and theme. Painted cakes are another wow trend. Such a cake is a work of art in its own right. Illustrated cakes are also becoming more popular. For brides who want to be more adventurous and try something out of the ordinary, an illustrated cake is a really good option.

Another favourite is a cake table. A cake table can consist of a variety of cakes; alternatively, one large, central cake with bite-sized snacks can be served. Ripple cakes are also trending in 2018/2019. A ripple cake seldom needs any extra decoration.

All these tips and suggestions can help to create the perfect wedding cake, but the most important is to enjoy the process. Take time out to become quiet and remind yourself what the big day is really about. And remember ... life is too short to say no to delicious cake!



Cheesecake • Vintage • Naked cake • Modern • Fruit cake • Cake pops • Sugar art

Dainty DELIGHTS
Couture Cakes

083 272 0933 | 012 993 0470 | tanita@ddcc.co.za
www.ddcc.co.za | Garsfontein, Pretoria

Fondant icing • Couverture chocolate • Metallic colours • Cheesecake • Vintage • Naked Cake • Fruit cake • Hand painted • Wedding cake • Cupcakes • Fondant icing • Couverture chocolate • Metallic colours • Cheesecake • Cupcakes • Sugar art • Cake pops • Fruit Cake • Modern • Naked Cake • Vintage

baker Boys

Wedding Cakes




Baker Boys Confectionery is a boutique style bakery specialising in designer wedding cakes, from traditional fondant cakes, butter cream cakes, naked or semi-naked cakes, macaron towers, to the French croquebouché wedding cake. We service wedding venues in Pretoria, Johannesburg, Muldersdrift, Hartbeespoort and surrounding areas.

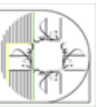
Kevin – 082 413 9631
info@baker-boys.co.za • www.baker-boys.co.za

Boutique Cakes

082 928 6088
dareen@boutiquecakes.co.za



آموزشگاه انعکاس منبع جدیدترین اطلاعات، مقالات و دوره‌های آموزشی طراحی لباس و مدشناسی





Love Cake... Love Raphaels...



011 432 8028 • 081 436 4533
cakeboss@raphaels.co.za • www.raphaels.co.za




Melinda's
CAKES & CATERING

- Wedding cakes & dessert tables
 - Thank you gifts
- Kitchen tea & bridal showers
 - Canapés & catering

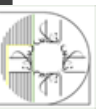
For more info, please email:
info@melindascatering.co.za

071 676 6777



www.melindascatering.co.za

آموزشگاه انعکاس منبع جدیدترین اطلاعات، مقالات و دوره‌های آموزشی طراحی لباس و مدشناسی





Photos: Baker Boys Confectionery | 082 413 9631



آموزشگاه انعکاس منبع جدیدترین اطلاعات، مقالات و دوره‌های آموزشی طراحی لباس و مددشناسی

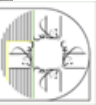




Photos: La Moraine Cake & Confections Boutique | 061 434 9192



آموزشگاه انعکاس منبع جدیدترین اطلاعات ، مقالات و دوره‌های آموزشی طراحی لباس و مدشناسی





Flowers





Flowers for your dream day

The big question is out, you are now wearing the ring, the engagement pictures have been taken, and your wedding day is beckoning.

Written by ICT Flowers



Well, where do you start?

Start by booking your reception venue, because the layout and atmosphere of the hall will determine what types of décor and flowers will be suitable. Next, make appointments with a few florists.

It is preferable to choose someone who has a lot of experience of bridal flowers. Browse their portfolios and ask for contactable references.

Discuss your wedding theme with them and do not hesitate to be open about your budget. An experienced florist will be able to make good suggestions for the smallest budget.

Meet the florist at the church and reception hall to discuss flower arrangement styles that will transform these areas into magical spaces. Ask the florist if they can deliver and set up the flowers on the day of the wedding.

Some ideas for flowers in the church and at the reception

● Chapel or church

Place a large arrangement at the entrance to welcome your guests. A nice picture of the bride and groom can be set up next to the arrangement. Repeat the style of this arrangement in the front of the church. Have an elegant, low



arrangement on the table where the register will be signed (so that the flowers do not hide you when you are signing). Small candles between these flowers will also look good. Attach single roses with a pretty ribbon, flower balls or dainty arrangements to the chairs along the aisle where you will enter.

Place baskets with rose petals outside the church as confetti. The petals can be loose or in confetti bags. If the ceremony takes place out of doors, you could also use feathers or small dried flowers.

● Reception area

Arrange for the large arrangements to be transferred from the church to the reception venue. These bouquets can be placed at either end of the head table or at the doors where the guests will enter.

● Head table

A traditional long, low arrangement with foliage, roses and lilies can be placed at the front of this table. Different kinds of glass vases filled with flowers and foliage, with large candles at either end of the table, are also effective.

● Guests' tables

The centrepieces are the main décor items at your reception, because your guests will be looking at them

for a few hours. Make sure they are not too small or so large that the guests cannot see each other.

● Some more ideas

Elegant, long tables are currently the most popular trend. These tables look beautiful with a centre runner and lots of greenery dotted with flowers. Candelabras or tall bottles with candles can be placed among the greenery (this idea is a great cost saver, because few flowers are used).

On the other hand, many brides prefer the traditional circular bridal tables. Consider using a lovely silver bowl filled with roses or proteas on a round mirror, surrounded by a variety of candles. The light of the candles reflected in the mirror is classic and beautiful. The ideas are endless and the Wedding Guide is a treasure chest of inspiration.

Bouquets for the bride and bridal party

● Bridal bouquet

Large, loose sheaves of flowers that give the impression that you picked them on a walk through the garden are very in now. However, they should be created by an experienced florist, because they can be a challenge. Order a small bouquet that you can toss to your girlfriends at the reception, so that

you can keep your own bouquet. The bridesmaid's bouquet contains the same flowers as your own, but is smaller. The bridesmaid's bouquet should never overshadow the bridal bouquet. If your bridesmaid is going to be very busy helping you with your dress or holding the little flower girls' hands, a wrist corsage will be a much better idea.

● Flower girls

A small basket filled with roses is a good choice for the little girls. Another pretty option is a little handbag embroidered with dainty flowers.

● Buttonholes

The groom, groomsmen and pageboys usually wear buttonholes, mostly made up to match the bridal bouquet.

● Shoulder or wrist corsages

Small roses and foliage can be very striking for such bouquets. The mother of the bride and groom respectively will wear one, as well as the grannies, but nothing stops you from giving one to your favourite aunt or girlfriend.

Lastly: may you remember the scent of your wedding flowers for ever, and enjoy every moment of your wedding day, because it takes months of planning and passes in a few hours!





BofBerg Flowers

Protea and Fynbos Specialists in South Africa.
We sell the finest quality products and
deliver countrywide.

“Every flower is a soul
blossoming in nature”

~ Gerald De Nerval

info@bofbergflowers.co.za | 082 806 4359
www.bofbergflowers.co.za



Photos: Bofberg Flowers | 082 806 4359



آموزشگاه انعکاس منبع جدیدترین اطلاعات ، مقالات و دوره‌های آموزشی طراحی لباس و مدشناسی





Ten tips for choosing the perfect wedding venue

When you are planning your wedding, so many choices, decisions and ideas have to be considered. One of them is choosing the wedding venue for your big day.

Written by Riverside Castle



The following ten tips will help you to make the right choice:

1. Available dates

If you have a wedding date in mind, it is a good idea to contact the venues that you like well ahead of the time to find out if they are available. Remember that the season you choose will also affect availability. In the cooler months, most venues will be able to offer you a good discount because the demand is not as high as in spring and summer.

2. Reception hall

How many guests will attend your wedding? The reception hall should not be too large for an intimate wedding, because it will not create a warm atmosphere. However, if there will be more than 150 guests, you should check that the venue will not be overcrowded, making it difficult to move easily between the tables.

3. Budget

Your budget will determine which venues will be on your list of options. Bear in mind that self-catering options could bring about big savings. On the other hand, they also mean more work and planning.

4. Setting

Make sure that the venue is located in a setting that will fit in with your envisaged theme. Also, check that the venue is accessible to guests, that the roads to the place are in a good condition and that it is not hard to get there.

5. Menu

A venue that offers a variety of menus will provide the best value for money, because you can then compile a menu to your taste. Remember that the quality of the food that will be served will be very important, contributing to the guests' enjoyment. Ask the coordinator if a tasting session can be arranged for the menu that you have put together, to ensure that it complies with your standards.

6. Décor

Make your planning easier. Look for a venue that employs its own décor expert or uses a preferred supplier who can handle all your décor needs. This will enable you to choose from existing ideas and designs that will suit the venue's style.

7. Accommodation

If some of your relatives and friends have to travel far to attend your wedding, you should check that there is accommodation for them near the venue. It will be easier for them to reach the venue and enjoy your wedding day with you.

8. Security and power backup

Check that there will be good security for vehicles and guests at the venue. Guests will relax and enjoy your wedding more if they know that the security is good. Find a venue that has a backup system in case of a power outage.

9. Theme

Your chosen venue should have the right atmosphere that will bring out your theme and make the day even more festive and unforgettable. Keep this in mind when you visit and evaluate the venue.

10. Beautiful pictures

A very important feature of the perfect venue will be its photogenic qualities. The photographs that are taken will become your memories of the day, so the background against which they are taken should be lovely and striking. Keep these ten tips in mind when you choose the venue, because they will help you find the best setting for your big day.

Enjoy the planning and the exciting journey to the day when you finally say "yes"!

Tava Lingwe

Game Lodge & Wedding Venue



Situated on the R59 between Parys and Viljoenskroon in the Free State 150km from Johannesburg and 63km from Potchefstroom.






056 931 0986 • 071 179 5833 • 083 400 0425
info@tavalingwe.co.za • www.tavalingwe.co.za

Follow us on:  

Venue	Contact Person and Contact Numbers	Available Venues	Min-Max Guests	Accommodation	Type of Menu	Extras	Province
Bentley's Country Lodge	Keketso Magase, Esperanza Roeloffze 012 542 1751	Chapel, lapa, halls	20 - 200	Yes	Variety, buffet, spit braai	Honeymoon suite, beautiful gardens for photos, safe parking, relaxed atmosphere GPS: S 25°40'37" / E 28°7'43"	Gauteng
Bosveld Lounge	Sam Gerber 012 942 9552 076 751 5811	Chapel, reception hall, beautiful gardens, boma area	100	Yes	A la carte, buffet, spitbraai, potjie, braai menu	Honeymoon suite, décor available, coordinating & planning, swimming pool, safe parking with 24 - hour security GPS: S 25.82559 / E 28.44652	Gauteng
Casa Toscana Lodge	Nolene Pienaar 012 348 8820	Chapel, lapa, banqueting halls, gazebo and garden area. Chianti function tent (10-70)	8 - 150	Yes	Buffet, set menu, a la carte	Honeymoon suite, coordinating, safe parking, accommodation, a la carte restaurant, WiFi GPS: S 25°45'30 67" / E 28°16'33 02	Gauteng
Casablanca Manor	Kobus 012 940 8184	Chapel inside, chapel outside	30 - 300	Yes	Plated, buffet, interactive stations	Honeymoon suite, one-stop-service, Skaapkraal guest house, restaurant on site, in-house suppliers GPS: S 25°46'15.7" / E 28°28'51.7"	Gauteng
Castle Da Angelo	Danie Va'Denel 071 782 3700	Church, garden, hall on different levels	50 - 120	Yes	Buffet	Safe parking - car guards GPS: S -25.703572 / E 28.028581	Gauteng
Destiny Lodge Cullinan	Pierre Grundling 082 457 3550	Chapel, reception venue	30 - 200	Yes	Included in wedding package	Spa with bridal packages, honeymoon suite, wedding coordinating GPS: S 25°40'16.45" / E 28°32'15.40"	Gauteng
Forum Homini	Nicol Strydom 011 668 7000	Amfithatre, boma, hall	50 - 120	Yes	4-course set menu	Honeymoon suite, coordinating, exclusive - only one wedding per day, breakfast for the couple next morning, parking GPS: S 026°01'33.79 / E 027°45'58.58	Gauteng
Green Leaves Country Lodge & Venue	Anja Peplar 012 207 1987 012 207 1521	Stables banqueting hall & chapel (100-180), Tuscan Banquet Hall & Chapel (80-120)	80 - 180	Yes	Buffet, plated	Honeymoon suite, pecan nut plantation, coffee shop, hair salon, horse carriage, beautiful view on Magalies mountains & dam GPS: S 25°45.695 / E 27°46.279	Gauteng / North West
Indaba Hotel, Spa, Conference Centre	Tanja Marais 011 840 6656	Chapel, garden ceremonies, choice of 4 venue halls	30 - 450	Yes	Buffet, plated	Safe parking, 17 hectare with beautiful gardens, beautiful dams with wooden deck, tree avenue, own personal coordinating, fairytale weddings, luxury room for the first night as Mr and Mrs GPS: S 26°00.063' / E 028 °00.790'	Gauteng
Kievietskroon (Faircity Hotel)	Wedding Planner 0860 543 8487	Old chapel, garden, boma, De Kasteel, banquet hall	30 - 300	Yes	Buffet, set menus, braai, cocktail menus	VIP suites for honeymoons, coordinating, 16 acres of gardens for pictures, security (24 hr), safe parking GPS: S 25°39.65' / E 28°19.31'	Gauteng
L'Aquila Wedding Venue & Hydro Spa	Sunette 012 802 0522 083 661 6318	Chapel, function hall, spa hall, gazebo, garden	50 - 300	Yes	Buffet, plated menu, choice of menus, tea garden	Hydro spa, hair and beauty salon, tea garden, honeymoon suite with jacuzzi, décor & flowers, conferences GPS: S 25°46'02" / E 28°25'51.9"	Gauteng
Midrand Conference Centre - Villa Toscana	Kaylene, Natascha, Sarah, Tebogo 011 315 8326	6 x chapels (also in garden), reception halls (also lapa)	40 - 420	Yes	Buffet, plated	Honeymoon suite, bridal suite for the day, free safe parking GPS: S 26.0056° / E 28.1314°	Gauteng

Misty River	Elzeth Hoogenhout 011 022 8329 082 376 4554	Chapel, garden	30 - 250	Yes	Buffet, spitbraai, picnic, potjies	Honeymoon suite, DJ, photographer, full décor packages, wedding cake, function coordinating GPS: S 26.3300 / E 27.9709	Gauteng
Monate Lodge	Reception 014 718 7000	Chapel, Rotsvyeboom, Maroelaboom	max 140	Yes	Variety	Game drives, spa treatments, star gazing, clay pigeon shooting (kleiduifskiet), bush walking routes, sleep 80 guests GPS : S 24.74525 / E 28.66750	Limpopo
Morrells Boutique Estate	Sarah Mabenga 011 476 9495	Varied - gardens, chapel, according to guest needs	30 - 120	Yes	Variety	Flowers, gifts, cigars, 16 x rooms	Gauteng
Oakfield Farm	Reception 011 933 3464	3 x Chapels, outdoor forest, chapel, 3 x reception venues	30 - 450	Yes	Buffet, plated menus	Three honeymoon suites, horse and carriage, outstanding value for money wedding package, guest house GPS : S 26°02'00" / E 27°52'36"	Gauteng
oxbow Country Lodge	Mariëtte 013 932 8000 086 126 9269	Chapel, pavillion garden weddings, dam frontage venues	80 - 250	Yes	Plated 3 course	Honeymoon suite, bride and groom dress facilities, coordinating, conferencing, fishing, boma GPS: S 25°55'41.56" / E 28°36'57.00"	Gauteng
Roodevalley Faircity Hotel	Monique Broekman 083 468 8419 078 547 4884	Loerie Amphitheatre, Sunbird Cormorant Terrace, Kingfisher Terrace, Woodpecker Boma	30 - 180	Yes	Buffet, Tapas Style, Picnic style or plated	Honeymoon suite for 2 nights, dressing room for groom and groomsmen, coordinating, red carpet, secure and covered parking, generator GPS: S -25.649910 / E 28.335113	Gauteng
Rovos Rail	Reception 012 315 8242	Hall, patio, train	36 - 72	No	Choice of menus - five star cuisine	Photo opportunities at the train, bride arrives on a steam engine, red carpet	Gauteng
Safari Restaurant	Joseph Boucher 012 807 4545 012 807 0009	Chapel, 5 x halls, boma, tea garden	20 - 400	No	Buffet, lamb spitbraai	Coordinating, flowers, décor, linen, restaurant, garden centre, waterfalls, guesthouses nearby, central location GPS: S 25°46'01,93" / E 28°18'08.82"	Gauteng
Tava Lingwe Game Lodge & Wedding Venue	Dominique / Santie 056 931 0986 071 179 5833 083 400 0425	Open air chapel and wedding hall	40 - 150	Yes	Buffet, self catering and spit braai	Honeymoon suite, lion tours, wedding planner, inhouse florist, wooden windows in hall GPS: S 27° 4'49.16" / E 27° 9'29.19"	OFS
The Farm Inn Country Hotel & Wildlife Estate	Ilze Fourie Jackie Botha 012 809 0266	Stone chapel, Willow chapel, outdoor deck, Letaba, Pongola, Limpopo, Okavango, Etosha	15 - 200	Yes	Aloe package R 450 pp Acacia package R 500 pp Boabab package R 575 pp	Honeymoon suite, Cheetah ring bearer, Cheetah photos, bush photos, 84 rooms for guests GPS: S 25°46'56.90" / E 28°22'08.75"	Gauteng
Three Rivers Lodge	Hailene Jordaan 016 423 6046	2 x chapels, 5 x halls	Max 180	Yes	Buffet, plated	Accommodation, safe parking, spa, coordinating, restaurant GPS: S 26°39'49.00" / E 27°58'1.00"	Gauteng
Zambezi Point	Donné Bekker 012 808 3340	Stone chapel, garden chapel, bush chapel, African boma, Zambezi hall	40 - 300	No	Buffet, spitbraai, any menu on request	On tap craft beer, florist on site, honeymoon suite included, evergreen gardens, evening weddings in our bush chapel, antique studio for photos GPS: S 25 40 53 / E 28 18 33	Gauteng



WEDDINGS AT ROVOS RAIL

A perfect venue for couples looking for something old-world, enchanting and romantic.

Rovos Rail has a long love story with classic vintage trains that recapture the romance of a bygone era where train travel was an enviable and decadent occasion. The couple's ceremony is held in the charming Edwardian station before delighted guests step aboard the most luxurious train in the world to enjoy five-star cuisine, the finest South African wines and the gentle rocking of the train as it winds its way through the Jacaranda City.

آموزشگاه انعکاس منبع جدیدترین اطلاعات، مقالات و دوره‌های آموزشی طراحی لباس و مدشناسی



Exclusive weddings

IN THE GEM OF THE BUSHVELD.

Luxury 4 star accommodation - 38 en-suite units | absolute exclusivity | bushveld wedding option | complimentary wedding suite for bride and groom | wedding co-ordinator available | cave dining | bush boma | Natural ceremonies under a Marula or Rock Fig Tree



014 718 7000



weddings@monatelodge.com



www.monatelodge.com

MONATE

آموزشگاه انعکاس منبع جدیدترین اطلاعات، مقالات و دوره‌های آموزشی طراحی لباس و مدشناسی



Enekas.Academy



Enekas.Academy





Luxury Refined

Morrells Boutique Estate has all the elements to create a truly unforgettable occasion. Escape to the French countryside with its village feel and tucked away areas which embrace a timeless vintage elegance of a bygone era. The international award-winning venue also hosts 16 suites, onsite co-ordination and a décor team.

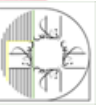


Contact (011 476 9495) info@morrells.co.za

آموزشگاه انعکاس منبع جدیدترین اطلاعات، مقالات و دوره‌های آموزشی طراحی لباس و مدشناسی

 Enekas.Academy

 Enekas.Academy





Bentley's Country Lodge

We know that weddings can be stressful to organise, so place your special day in our capable hands and we will tailor a spectacular event to suit your desires. We offer stylish venues and charming hotel accommodation for yourself and your guests. Our rustic stone-face chapel comfortably seats 120 people.

The bridal couple may look forward to a day of romance and joy with a complimentary bridal suite, breakfast and gift basket. Select your favourite menu, wines and music, and enjoy a hassle-free day of celebration in the most stunning surroundings imaginable!



(012)542-1751 · info@bentleyslodge.co.za · www.bentleyslodge.co.za

آموزشگاه انعکاس منبع جدیدترین اطلاعات، مقالات و دوره‌های آموزشی طراحی لباس و مدشناسی





Experience true memories and tranquility through our vast experience and attention to detail whilst perfecting your wedding day.

Your one stop facility.

Make your dream day a reality.....

Our facilities include the following:

- Function Hall
- Chapel
- Spa Hall
- Hydro Spa
- Gazebo
- Hair Salon
- Bridal Suite
- Honeymoon Suite
- Bridal Lounge (Decor & Flowers)

For more information contact us:

t: 012 802 0522 | 012 802 0996

c: 083 661 6318



e: manager@laquila.co.za

www.laquila.co.za



آموزشگاه انعکاس منبع جدیدترین اطلاعات، مقالات و دوره‌های آموزشی طراحی لباس و مدشناسی





Photography by Daniel West

آموزشگاه انعکاس منبع جدیدترین اطلاعات، مقالات و دوره‌های آموزشی طراحی لباس و مدشناسی

Enekas.Academy

Enekas.Academy



Weddings | Conferences | Functions | Accommodation



Nestled in the Magalies Mountains on the banks of the Magalies River, 40 minutes from Johannesburg & Pretoria rests Green Leaves. We offer unforgettable weddings, comfortable accommodation, productive conferences and special events. Our all-in-one wedding venue encompasses two chapels and elegant banquet halls, luxurious bridal suites and 4-star accommodation. With it's impeccable levels of service, superb cuisine and unique extras such as a horse drawn carriage, Green Leaves prides itself on being the most exclusive wedding venue.

Tel: 012 207 1987 | info@greenleaves.co.za | www.greenleaves.co.za



آموزشگاه انعکاس منبع جدیدترین اطلاعات ، مقالات و دوره‌های آموزشی طراحی لباس و مدشناسی

 Enekas.Academy

 Enekas.Academy





آموزشگاه انعکاس منبع جدیدترین اطلاعات ، مقالات و دوره‌های آموزشی طراحی لباس و مدشناسی





آموزشگاه انعکاس منبع جدیدترین اطلاعات، مقالات و دوره‌های آموزشی طراحی لباس و مدشناسی



FORUM HOMINI

★★★★★ Hotel



Roots
restaurant

011 668 7000

www.forumhomini.com

weddings@forumhomini.com

آموزشگاه انعکاس منبع جدیدترین اطلاعات ، مقالات و دوره‌های آموزشی طراحی لباس و مدشناسی

 Enekas.Academy

 Enekas.Academy





Where your
wedding dreams
become a reality.

012 736 9051 • 082 457 3550
www.destinylodgecullinan.com
info@destinylodgecullinan.com



آموزشگاه انعکاس منبع جدیدترین اطلاعات، مقالات و دوره‌های آموزشی طراحی لباس و مدشناسی

 Enekas.Academy

 Enekas.Academy






Castle Da Angelo

3-Yen Wedding Photography
www.3yen.com

Aan die voet van die oer-oue Magaliesberge digby Hartebeespoort Dam pryk Castle Da Angelo in sy Middeleeuse glorie. Hier vind elke prins sy verlore prinses en voer haar weg op sy wit perd. Na bykans twintig jaar se ondervinding bied Castle Da Angelo jou 'n feeveerhaal troudag, jou droomdag as dogtertjie.... Kom beleef jou troudag in 'n absolute Middeleeuse gevoel, sit aan by kerslig, wandel in die tuine, beleef die grootste Clydesdale Perde Stoet in SA. Smul aan koninglike kos... Elke plek het 'n gister, vandag en more.... Castle Da Angelo het sy eie gister se mooi.... Net vir jou !



071 782 3700 / castle@barronne.co.za / www.castledaangelo.barronne.co.za

آموزشگاه انعکاس منبع جدیدترین اطلاعات، مقالات و دوره‌های آموزشی طراحی لباس و مدشناسی

Enekas.Academy

Enekas.Academy



MAKING MEMORIES



Photography by: Bernice Fisher, Light Flair Photography, Marinell Photography, Kobus Tollig, Mighty Fine Photography, Kikography, Patrick Furtus

The Most Gorgeous Venue - Timeless Beauty, Country Cuisine, Superior Service, Fantastic Specials, Outstanding Value

Visit us and **WIN** your entire Wedding



OAKFIELD
Farm

MAKING MEMORIES

آموزشگاه انعکاس منبع جدیدترین اطلاعات، مقالات و دوره‌های آموزشی طراحی لباس و مدشناسی

Enekas.Academy

Enekas.Academy





INDABA HOTEL, SPA & CONFERENCE CENTRE 15KM FROM SANDTON... A MILLION MILES AWAY

The Indaba is an exquisitely charming hotel located just outside of the bustling city of Johannesburg. Arriving at this hotel you will feel as though you've been transported to another world entirely. The luscious gardens, excellent service and romantic ambiance make it one of the most sought after wedding venues in Gauteng.

Set on 17 hectares of established gardens incorporating two gorgeous dams, wooden decks and avenues of trees to capture that perfect memory, and located within 15km of Sandton for easy convenience. The Indaba Hotel boasts numerous wedding reception venues ranging from small and intimate to our larger fairytale banquet style halls, ensuring that each couple finds the perfect "fit" to celebrate their special day.

Outdoor wedding gazebos overlooking the beautiful dams or rose gardens are ideal for Garden Wedding ceremonies and a Chapel which is ideal for the more traditional couple - the perfect place to say "I DO".

With a dedicated wedding co-ordinator and a team with years of experience, your wedding day will be stress free. An Indaba wedding will ensure that the wedding of your dreams, becomes reality.

Take a wander through the lush bushveld gardens and you'll find the Mowana Spa - a wellness sanctuary which will revive your senses, rejuvenate your body and soothe your soul in preparation for your big day. Enjoy the luxurious accommodations and facilities on offer and have fun preparing for the big day while our team take care of everything. Say "I do" on our rolling lawns; enjoy an elegant reception with family and friends and end your special day by retiring to your complimentary honeymoon suite.

THE PERFECT PLACE TO SAY "I DO"



INDABA HOTEL, SPA & CONFERENCE CENTRE

INDABA

آموزشگاه انعکاس منبع جدیدترین اطلاعات، مقالات و دوره‌های آموزشی طراحی لباس و مدشناسی

 Enekas.Academy

 Enekas.Academy



Zambezi Point

WEDDING VENUE
www.zambezipoint.co.za • 012 808 3340



- Stone Chapel, Bush Chapel or Garden Gazebo for weddings
- African Boma with a bonfire
- Air- conditioned Hall
- Lovely Garden and Antique studio for photos
- Wide variety of menus to choose from
- Donkey cart available
- Free craft beer for you and your guests when you book with us.



012 808 3340 • weddings@zambezipoint.co.za • functions@zambezipoint.co.za
www.zambezipoint.co.za • www.facebook.com/zambezipoint

آموزشگاه انعکاس منبع جدیدترین اطلاعات، مقالات و دوره‌های آموزشی طراحی لباس و مدشناسی



Fairytale Wedding

Allow us to turn your fairytale wedding into a reality by choosing one of our picturesque wedding venues. Immerse yourself in the magic of this beautiful day as we create the perfect journey for you and your loved one.



ROODEVALLEY

FAIRCITY HOTEL

+27 (0) 12 845-5000
reservations.roodevallei@faircity.co.za
Plot 81, Kameeldrift East,
Pretoria, South Africa



KIEVITSKROON

FAIRCITY HOTEL

0860 KIEVITS / 0860 543 8487
reservations@kievitskroon.co.za
Plot 41, Reier Road, Kameeldrift East,
Pretoria, South Africa



آموزشگاه انعکاس منبع جدیدترین اطلاعات، مقالات و دوره‌های آموزشی طراحی لباس و مدشناسی


 Enekas.Academy

 Enekas.Academy



Misty River

COUNTRY VENUE AND GUEST HOUSE



Misty River is a country estate with tranquil gardens, roaming lawns, large oak trees and horses.

Whether you are taking just a break from the city life, on a business trip or attending a wedding or conference we guarantee that you will feel revived and totally relaxed.

011 023 8923 | bookings@mistyriver.co.za | www.mistyriver.co.za



Three Rivers Lodge & Villa

The Perfect Venue for your Perfect Wedding



Tel: 016 423 6046



52 Golf Road, Three Rivers, Vereeniging, 1939 GPS: 26°39'49.00"S -27°58'1.00"E
www.threeriverslodge.co.za weddings@threeriverslodge.co.za

آموزشگاه انعکاس منبع جدیدترین اطلاعات، مقالات و دوره‌های آموزشی طراحی لباس و مدشناسی

 Enekas.Academy

 Enekas.Academy



LET THE FARM INN HOST YOUR
dream wedding

The Farm Inn offers a range of five wedding venues, three bomas, two charming indoor chapels as well as a brand new outdoor wooden deck overlooking a picturesque dam suitable for outdoor ceremonies. Combined with our superb South African cuisine and hospitality we offer an all-encompassing wedding service to turn your wedding dreams into reality.

012 809 0266/77 | farminn@farminn.co.za | www.farminn.co.za

CASA TOSCANA
STYLE IS BORN NOT CREATED

WEDDINGS • *engagements* • ELOPE WEDDINGS • *spa packages* • BRIDAL SHOWERS

5 Darlington Road, Lynnwood Manor, Pretoria • 012 348-8820

anette@casatoscana.co.za • www.casatoscana.co.za

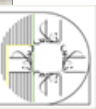
facebook.com/CasaToscanaLodge

twitter.com/CasaToscanaPta

آموزشگاه انعکاس منبع جدیدترین اطلاعات، مقالات و دوره‌های آموزشی طراحی لباس و مدشناسی

Enekas.Academy

[Enekas.Academy](https://www.instagram.com/Enekas.Academy)





CASABLANCA MANOR

WEDDING, FUNCTION & CONFERENCE VENUE



www.casablancamanor.co.za
info@casablancamanor.co.za
012 940 8184 / 082 772 9983



Exceptional Country Venue



Weddings are our speciality - Oxbow Country Estate is the idyllic location for your unique dream wedding: A beautiful country setting with breathtaking views, panoramic vistas and sparkling waters.

Located on the outskirts of Bronkhorstspuit, Gauteng, on the banks of the Osspruit River, and only 40 minutes from Pretoria, Witbank and Benoni, Oxbow is ideally situated for any event.



weddings conferences accommodation fly-fishing

Tel: 013 932 8000 / 08612 OXBOW / 0861 269 269

آموزشگاه انعکاس منبع جدیدترین اطلاعات، مقالات و دوره‌های آموزشی طراحی لباس و مدشناسی





083 390 7130
info@bosveldlounge.co.za
www.bosveldlounge.co.za

Our charming onsite Wedding Chapel with rustic details is free standing from the venue, provides an elegant and authentic setting for your wedding ceremony, and provides seating for up to 100 guests.

THE VENUE

Fully operational Restaurant which seats 80 people. Catering for A la carte, Set Menu, Buffet or Specific. Menu planning. Ideal for weddings, private birthday parties, office events, yearend functions and more. Surrounded by luscious gardens, swimming pool and duck pond. Secure parking and night security.

FACILITIES

- Rooms • Swimming pool • Play Ground • Relaxation atmosphere on a Farm
- Restaurant and Bar • Lounge • Conferences • Small Executive break-a-way or meeting • Private Party Venue • Wedding Venue with Chapel • Parking on Premises

Accommodation is offered in seven standard rooms and one honeymoon suite. Each room featurest win single beds, that can be made up together, as well as an en suite with either a bath or a shower. Guests are welcome to make use of the inviting swimming pool, to cool down on those hot summer days.



Safari offers the complete package. Indulge in our stunning natural setting, where five unique venues await you right in the heart of the city.

Contact us for weddings, conferences, corporate functions, birthdays and special occasions



Safari
RESTAURANT
& CONFERENCE CENTRE

Tel: 012 807-4545 or 012 807-0009
c/o Lynnwood road & Rubida street
The Willows - Pretoria East
e-mail: info@safarirestaurant.co.za
web: www.safarirestaurant.co.za



MIDRAND CONFERENCE CENTRE
GUEST HOUSES & WEDDING VILLAGE

CELEBRATE YOUR WEDDING IN A ROMANTIC VILLAGE

Villa Toscana Wedding Village offers you a garden setting for your ceremony or traditional chapels as well as a choice of beautiful reception halls, a boutique hotel and guest houses for your out-of-town guests. Our professional team will make your wedding a dream you will remember forever

www.midrandconferencecentre.co.za | info@midrandconferencecentre.co.za
Tel: +27 11 215 8226 Fax: +27 11 885 6756

آموزشگاه انعکاس منبع جدیدترین اطلاعات، مقالات و دوره‌های آموزشی طراحی لباس و مدشناسی

Wedding Venues



Bentley's Country Lodge
012 542 1751



Bosveld Lounge
076 751 5811



Casablanca Manor
012 940 8184



Casa Toscana Lodge
012 348 8820



Castle da Angelo
071 782 3700



Destiny Lodge
012 736 9051





Forum Homini
011 668 7000



Green Leaves Country Lodge
012 207 1987



Indaba Hotel, Spa & Conference Centre
011 840 6600



Kievits Kroon
0860 543 8487



L'Aquila Country Estate
012 802 0522



Midrand Conference Centre
011 315 8326





Misty River
011 023 8923



Monate Game Lodge
014 718 7000



Morrells Boutique Estate
011 476 9495



Oakfield Farm
011 933 3464



Oxbow Country Estate
013 932 8000



Roodevalley
012 845 5000





Rovos Rail
012 315 8265



Safari Restaurant
012 807 4545



Tava Lingwe Wedding Venue
056 931 0986



The Farm Inn
012 809 0266



Three Rivers Lodge & Villa
016 423 6046



Zambezi Point
012 808 3340





De Wet & Genevieve

A French fairytale



Morrells created a fairytale dream come true for Genevieve and Dewet on their special wedding day, transporting their guests to another place and time somewhere in the French countryside. Timeless, vintage elegance was what the bride and groom were looking for, but they also wanted an atmosphere that was relaxed and comfortable – making **Morrells** the ideal venue.

The tables were laid with vintage silverware and glasses of flowers in shades of pink with touches of ribbon and bunnies, all just oh so French. The **Morrells** flower and decor team, headed up by owner **Bernice Morrell**, exceeded all expectations.

After the ceremony, canapés and champagne were served in the olive grove and rose gardens on the **Morrells** estate.

The soft sounds of Edith Piaf's *La vie en rose* resonated with the enduring romance and relaxed atmosphere of a lovely love story.

The guests were then escorted to the reception area with its high rafters, where a beautifully plated, elegant three-course dinner awaited them, with the surprise of a palate cleanser and amuse-bouche. The evening lingered on in the bistro with the warmth of the outside fire.

Aperitifs, cognacs, a fromagerie and the odd cigar concluded the evening on a warm note before the bride and groom made their way to their honeymoon suite on the estate. Close guests and family and those from afar stayed overnight in the two luxuriously appointed boutique residences.

Choosing **Morrells** as a venue alleviated a lot of stress for the couple. So much is coordinated on site, from the pamper parlour and the sleeping arrangements, to the flowers. There is even a little shoppe filled with vintage jewellery, ribbon favours and all sorts of goodies that put the special touches to the wedding.





Real Wedding



Photographer: Christiaan David Photography





Maurice & Anaïs



On October 13, 2017, singer and national ambassador of LifeLine, Anaïs, married Maurice.

They proclaimed their love in front of an audience of 230 guests, and a fairytale wedding unfolded.

Maurice proposed to Anaïs via a surprise flashmob proposal on the 24th of November 2015. Date night at Silverstar Casino's movie theatre turned into the most inspiring proposal that South Africa has yet seen. The biggest surprise was when a music video of a singing Maurice appeared on the big screen, proclaiming his love to Anaïs, who was overjoyed. Just when one thinks it couldn't be any more inspiring, a crowd of family and friends entered the theatre as Maurice asked Anaïs's hand in marriage.

See the full proposal on youtube "Anaïs en Maurice Verlowing". The wedding looked like it came out of a fairytale. Even though any bride is excited about

planning her wedding, Anaïs's schedule was full with humanitarian work. As the LifeLine Ambassador she reaches out to 12 000 youths every month via her musical school outreach program, the *Be Your Dream* project. She is also the presenter of many TV shows (that help make people's dreams come true) called *Be Your Dream*. Her involvement with all the *Be Your Dream* projects, along with her work in the recording studio as an artist and vocal producer rendered her schedule too full to plan a wedding.

Meanwhile, behind the scenes in 2017, the management team of *Be Your Dream* secretly worked together to create a fairytale wedding, of which most was a surprise to the bride. They worked with suppliers to make a Cinderella wedding a reality.

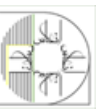
The big day took place at the beautiful Avianto wedding venue in Muldersdrift. This wedding theme was Royal Vintage, according to the famous wedding designers, *Event Inspirations*.

Anaïs never had a mock-up, everything was a big surprise! Along with other surprises there were 132 000 flowers that *Event Inspirations* used to create the fairy-tale world. After the wedding, the flowers were donated to another wedding, hospital and old age home the next day.

On the 13th of October at three o' clock the wedding bells rang for the wedding of the year!

It started in an old-style church on the riverbed of the Crocodile River with beautiful tresses of hanging flowers above the aisle. Anaïs walked down the aisle wearing the first of three wedding dresses especially made for her.

"It is time to give back and make her dreams come true", said Wilma du Plessis, well known designer and one of Anaïs's sponsors who designed her wedding dresses. Why three? The designer answered that the three dresses sums up Anaïs, and that one



would not have been enough. The dress has a shade of purple, because it is the sacred colour as described in the Bible. Purple is Anaïs's favourite colour.

Anaïs and Maurice had a large bridal party, 11 bridesmaids and groomsmen, consisting of family members and many of the band members that usually perform with Anaïs. Anaïs and Maurice said wedding vows to each other, exchanged rings and shared their first kiss as Mr. and Mrs. Loois.

"You remind me of Jesus, and make me want to be more like Him every day." – Extract from Anaïs's wedding vows to Maurice.

After the ceremony the guests were escorted through the gardens to the amphi theatre where entertainment from well known SA band *Anders* blew them away. The bridal party breaks away for photos taken by SA's best photographers. Scattered around the terraces were carts of delights to feast upon and modern white

sofas to lounge upon, with live music serenading the strolling guests.

The reception took place in the main ballroom, which was transformed into a flower paradise. With flowers hanging from the ceiling, the place looked like a royal banquet.

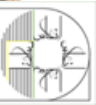
"The multitude of flowers really brought the Royal Vintage theme through," says wedding designers *Event Inspirations*. "These flowers multiplied like the fish and bread at the mountain sermon." Flowers and décor were in the colours of the wedding – shades of purple, baby blue and rose gold.

Upon entrance to the flower paradise ballroom one is greeted by a magnificent 6-tier wedding cake. Made by *Sweet Joy*, every tier was a different flavour. The newlywed couple joined the reception entering through big wooden doors, descending the royal staircase and doing a short waltz on the dance floor before taking their seats beneath a huge flower arch.


The famous Avianto chef prepared a feast of the finest for the guests whereafter the ceremonial speeches and songs and choreographed dances followed. Anaïs changed into a lovely flowy dance number for the dances, that Wilma made for her. Later Anaïs changed into a body fitted dress with a cape, also a Wilma creation, for cutting the massive cake.

Being in the music industry, the lovely couple surprised each other with a song. Anaïs performed for her new husband and Maurice did the same for his new wife, each accompanied by a live band. Friend and guest at the wedding, Gerhard Steyn, also surprised the couple with a song – he performed *Harte van Glas* at their wedding.

This evening was full of surprises and left the lady serving SA's children feeling like a Cinderella in a fairytale. A wedding planner, wedding co-ordinator, 4 designers, a crew of stylists and a horde of sponsors ensured the event of the century.

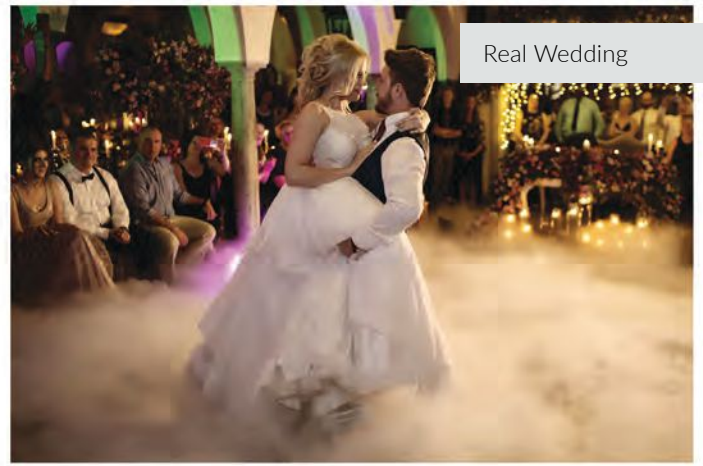


Real Wedding



آموزشگاه انعکاس منبع جدیدترین اطلاعات، مقالات و دوره‌های آموزشی طراحی لباس و مدشناسی





Real Wedding



Wedding Venue:
Avianto

Décor and Wedding Co-ordination:
Event Inspirations

Confectionary and Wedding Cake:
Sweet Joy

Wedding Rings:
Francois Jewelers

Suit Designer:
Fazar

Dress Designer:
Wilma Du Plessis

Bachelorette Venue:
Hoppy Hearts

Bachelorette Venue & Spa:
Yadah Castle

Bridal Shower Accomodation:
Silverstar Casino & Tsogo Sun

Material supplier for Dresses:
Metro Lifestyle

Material Supplier for Suits:
Benjamin Woolens

Photography:

Brendon Croft

Choreographers:

Performing Arts Foundation

Sound in Chapel:

Soundworx

Printing Services:

Redspiral services

Photobooth & Guest Book:

Hello Photobooth

Wedding Couple's Dental Care:

Thandar

Make-up:

The Make Up Effect

Hair:

Mizpah Hair

Lee Hair Studio

Lumesce Skincare :

Reach 212 degrees

Sponsors:

Yamaha SA, Marshall Music, Nue Light, EMS Body Studio, TBN, MYTV, Liquid Wave, Vonk, Real Music.





Stefan en Colette





Real Wedding



آموزشگاه انعکاس منبع جدیدترین اطلاعات، مقالات و دوره‌های آموزشی طراحی لباس و مدشناسی



Our gift to you

Amazing discount vouchers
to soothe the budget.

Here's what you need to do:

1. Download a QR Reader App for your Android or IOS device.
2. Scan the barcode on your desired discount voucher.
3. Show the assigned web page to redeem your discount at the participating supplier.

OR

Cut your desired voucher out and present it to the participating supplier.





ARTHUR KAPLAN*

Arthur Kaplan

Shop U30, Sandton City, Johannesburg

35% Off any diamond engagement ring at Arthur Kaplan until 31/12/18.

011 669 5600 | info@arthurkaplan.co.za
www.arthurkaplan.co.za



Belle Doux Decor and Party Planning

Moreleta Park, Pretoria

10% Off on your wedding planning fee and décor hire.

079 879 3703 | info@belledoux.co.za
www.belledoux.co.za



Boutique Cakes

267 Gannet Crescent, Wierdapark, Centurion

10% Discount on your wedding cake.

082 928 6088 | dareen@boutiquecakes.co.za
www.boutiquecakes.co.za



Boutique Maritza

12 Plover Street, Benoni

10% Off on hiring of any wedding dress.

083 680 2008
turner.maritza@gmail.com



Bridal Room

255 Justice Mahomed Street, Pretoria

Free dress fitting.

012 346 0955 | pta@bridalroom.co.za
www.bridalroom.co.za



آموزشگاه انعکاس منبع جدیدترین اطلاعات، مقالات و دوره‌های آموزشی طراحی لباس و مدشناسی



WEDDING
guide

WEDDING
guide

WEDDING
guide

WEDDING
guide

WEDDING
guide




Camrent Photo Booths

1246 Embankment Road, 42 Annimeer Complex, Centurion

CAMRENT
PHOTO BOOTHS

Free guestbook on Basic and Bronze packages to the value of R400. Free Handcrafted Guestbook on the Silver to Diamond Wedding Packages to the value of R1000.

060 928 2345 | info@boothrent.co.za
www.boothrent.co.za



Carat Jewellers

658 Coley Street (corner of Coley and Serene Street)

15% Off all jewellery in store and custom designed jewellery and wedding bands.

012 998 8549 | onecarat@icon.co.za
www.caratjewellers.co.za



Casablanca Manor

Old Pretoria / Bronkhorsspruit Road, Donkerhoek, Pretoria East

CASABLANCA
MANOR
WEDDING, FUNCTION & CONFERENCE VENUE

15% Discount on our per person price.

012 940 8184 | info@casablancamanor.co.za
www.casablancamanor.co.za




Castle Da Angelo

9 Roux Street, Enornwater, Kameeldrift West, Pretoria

25% Discount on your wedding dress, design and manufacturing by Danie Va' Denel.

071 782 3700 | castle@barronne.co.za
www.castledaangelo.barronne.co.za



Dainty Delights Couture Cakes

569 Borzoi Street, Garsfontein, Pretoria



Couture Cakes

15% Discount on your wedding cake.

0129930470 | info@ddcc.co.za
www.ddcc.co.za



آموزشگاه انعکاس منبع جدیدترین اطلاعات، مقالات و دوره‌های آموزشی طراحی لباس و مدشناسی

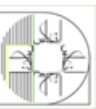
WEDDING
guide

WEDDING
guide

WEDDING
guide

WEDDING
guide

WEDDING
guide






Decor-d-Zign

38 Battery Crescent Street, Pretoria

10% Discount on your hiring order on stock items.

086 100 7270 | yvonne@ddz.co.za
www.ddz.co.za




Diaz Jewellers

1221 De Villebois Mareuil Drive, Moreleta Park, Pretoria

10% Discount on engagement rings.

012 997 5315 | diazjewellers@mweb.co.za
www.diazjewellers.co.za




Dr Adél Rossouw - Not just A dentist

577 Rubenstein Road, Moreleta Park, Pretoria

10% Discount on laser teeth whitening.

012 752 9000 | info@adelrossouw.co.za
www.adelrossouw.co.za



Forum Homini

Letamo Game Estate, Kromdraai, MogaleCity , Cradle of Humankind

20% Discount on the presidential suite the night before your wedding day.

011 668 7000 | weddings@forumhomini.com
www.forumhomini.com



Green Leaves Country Lodge & Venue

On the R560, Skerpoort, 0232

15% Discount on venue hire.

012 207 1987 | info@greenleaves.co.za
www.greenleaves.co.za



آموزشگاه انعکاس منبع جدیدترین اطلاعات، مقالات و دوره‌های آموزشی طراحی لباس و مدشناسی

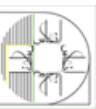
WEDDING
guide

WEDDING
guide

WEDDING
guide

WEDDING
guide

WEDDING
guide





Indaba Hotel, Spa & Conference Centre

William Nicol Drive, Fourways, 2054

10% Off on all selected beauty treatments from Beauty@MowanaSpa.

011 840 6600 | indaba@indabahotel.co.za
www.indabahotel.co.za



Innovative Eventz

7 Vaseur Road, Chloorkop, Unit 8

10% Discount on wedding décor.

072 290 9549 | info@innovativeeventz.co.za
www.innovativeeventz.co.za



La Moraine Cake Boutique

1242 Reyneke Street, Pretoria

10% Discount on a wedding cake.

061 434 9192 | lamoraine.cacb@gmail.com
www.lscreations.co.za



Ledikana

Shop H54 EF, Upper Galeria Mall, Melrose Arch, Johannesburg

10% Discount on your final purchase.

066 138 1070 | info@ledikana.com
www.ledikana.com



Lilly Leigh Photography

51 Vivian Road, Willow Park Manor

10% Off on all wedding collections.

079 499 5849 | hello@lillyleighphotography.com
www.lillyleighphotography.com



آموزشگاه انعکاس منبع جدیدترین اطلاعات، مقالات و دوره‌های آموزشی طراحی لباس و مدشناسی



WEDDING
guide

WEDDING
guide

WEDDING
guide

WEDDING
guide

WEDDING
guide





Melinda's Cakes & Catering

Faerie Glen, Pretoria

50% Discount on a wedding cake tasting box.

071 676 6777 | info@melindascatering.co.za
www.melindascatering.co.za



Metro Home Centre (Pty) Ltd

410 Madiba Street, Arcadia, Pretoria

10% Off on all bridal & evening wear
(excluding sale and promotional items).

012 326 6460 | info@mhcworld.co.za
www.mhcworld.co.za



Michelangela Bridal Boutique

730 Jacques Street, Moreleta Park, Pretoria

20% Discount on purchasing a wedding dress.

076 711 0972 | info@michelangela.co.za
www.michelangela.co.za



Middestad Fabrics

Waterglen Shopping Centre, Pretoria

30% Off on all bridal laces.

012 991 4849 | knfo@middestad.co.za
www.middestadfabrics.co.za



Monate Game Lodge

S 24.74525 | E 28.66750

10% Discount on wedding venue hire.

014 718 7000 | info@monatelodge.com
http://www.monatelodge.com/



آموزشگاه انعکاس منبع جدیدترین اطلاعات، مقالات و دوره‌های آموزشی طراحی لباس و مدشناسی

WEDDING
guide

WEDDING
guide

WEDDING
guide

WEDDING
guide

WEDDING
guide





Morrells Boutique Estate

Corner Weltevreden Road and Scott street, Northcliff, Johannesburg

25% Discount on your floral quotation.

011 476 9495 | operations@morrells.co.za
www.morrells.co.za



Olivelli (Pty) Ltd.

25 Lily Avenue, Northcliff, Johannesburg, Gauteng

A free 90 minute wedding dress consultation.
Come try on our fabulous bridal gowns with the advice
and guidance of one of our trained consultants.

011 782 1155 | info@olivelli.co.za
www.olivelli.co.za




Oxbow Country Estate

Portion 28, 543 Boschkop, Bronkhorstspruit, 1020

Oxbow Country Estate - Winter Special.
Save up to 15% on a full wedding package during the
months of June - August.

013 932 8000 | info@oxbowestate.co.za
www.oxbowestate.co.za



Raphael SA's Cakeboss

110 Biggarsberg Road, Glenvista

10% Discount.

011 432 8028 | cakeboss@raphaels.co.za
www.raphaels.co.za



RDK Photography

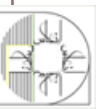
Pretoria, Gauteng

10% Discount on any package booked.

082 075 4691 | renske@rdkphotography.co.za
www.rdkphotography.co.za



آموزشگاه انعکاس منبع جدیدترین اطلاعات، مقالات و دوره‌های آموزشی طراحی لباس و مدشناسی



WEDDING
guide

WEDDING
guide

WEDDING
guide

WEDDING
guide

WEDDING
guide





Tava Lingwe Game Lodge & Wedding Venue

R59 Between Parys and Viljoenskroon

10% Discount on our food options.

056 931 0986 | info@tavalingwe.co.za
www.tavalingwe.co.za



The Bridal Secret

362 Holmdene Street, Faerie Glen

Free fitting and 10% discount on your wedding dress.

012 991 3664 | info@bridalsecret.co.za
www.bridalsecret.co.za



Three Rivers Lodge

52 Golf Road, Three Rivers, Vereeniging

10% Discount on any of our
3 wedding packages booked.

016 423 6046 | weddings@threeriverslodge.co.za
www.threeriverslodge.co.za



Vienna String Quartet

6 Kelly Road, Bush Hill Manor, Boskruin 2154, Randburg

10% Discount.

082 901 3929 | adrian@viennaquartet.co.za
www.viennaquartet.co.za



WEDDING
guide

WEDDING
guide

WEDDING
guide

WEDDING
guide



List of suppliers



Beauty / Make-up			Loveday Designs	082 404 9709	85
Boutique Maritza	083 680 2008	85	Michelangelo	076 180 0688	82
Mel Taylor Hair	071 037 4508	45, 73	Mx-creations	012 320 8981	36
Bridal Expos			Olivelli Northcliff	082 852 6285	81
Expo4Brides	012 004 0248 012 365 2205	Inner Front page	The Bridal Secret	084 564 3788	83
Competition			The Fashion Atelier	012 340 0143	84
Bride of the year	012 004 0248 012 365 2205	2	Theron's Fashion & Bridal Boutique	012 997 7649	85
Coordinators / Wedding Planners			Zimbali African Design	082 593 3473	36
Nono Events	083 533 6704 072 732 5249	28	Dress Fabric		
Sparkle Designs and Events	079 494 4418	129	Metro Home Centre	010 786 0149	42
Sibahle Decor and Catering	078 664 5539	Listing	Middestad Fabrics	072 126 7863	Back page
Dance Lessons			E-Book		
Ceroc Dance	073 209 9687	Listing	Bruidsgids	www.mysubs.co.za/ magazine/bruidsgids	
Décor / Hiring / Candles / Furniture / Tents			Wedding Guide	www.mysubs.co.za/ magazine/wedding-guide	
A2Z Hiring Depo	082 978 6592	126	Flowers / Flower Accessories		
Centurion Party Hire	012 660 2120	129	Bofberg Flowers	082 806 4359	139
Decor-D-Zign	086 100 7270	127	Gifts		
Eivents	072 821 3164	29	Bethel Bedding	084 585 8494	123
Innovative Eventz	072 290 9549	25	Hair		
Purple Bell Events	083 327 3261	127	Mel Taylor Hair	071 037 4508	45, 73
The Pop	082 459 9734	128	Honeymoon		
Belle Doux Decor and Event Planning	079 879 3703	128	Zwahili Game Lodge & Spa	012 653 4340	111
Dentistry			Invitations / Printing / Table Gifts		
Dr Adél Rossouw	012 752 9000	77	L.E.E. Laser	083 302 6596	65
Designers / Dress Hire			Paper Explosion	083 564 5569	64
Amor Ladel Bridal	078 719 2129	84	Jewellery / Tiaras / Accessories		
Boutique Maritza	083 680 2008	85	Arthur Kaplan	011 669 5600	52
Bride&co	011 807 4000	79	Carat Jewellers	012 998 3670	48
Divine Touch by LEMC	072 409 4864 012 320 6110	31	Diaz Jewellers	012 997 5315	49
Immagika Creative Designs	082 968 0996	80	Romanelli Designs	082 315 3335	50
Ledikana	083 307 3090	36			



Marriage Contracts (Attorneys)			Forum Homini	011 668 7000	152
Le Roux van Niekerk Attorneys	082 561 1332	67	Destiny Lodge Cullinan	012 736 9051	154
Menswear			Faircity Hotels (Kievitskroon & Roodevalley)	082 828 0390	159
Scozia Menlyn	012 361 1638	103	Green Leaves Country Lodge	012 207 1987	150
Mother of the Bride & Groom / 2nd Marriages			Indaba Hotel, Spa & Conference Centre	011 840 6656	157
House of Superior Clothing	012 362 1968	114	L'Aquila Country Estate	083 661 6318	148
Music			Midrand Conference Centre	011 315 8326	163
Vienna String Quartet	082 901 3929	57	Misty River	011 022 8329	160
Photo Booths			Monate Game Lodge	014 718 7000	145
Camrent Photo Booths	060 928 2345	60	Morrells Boutique Estate	011 476 9495	146
Photographers			Oakfield Farm	011 933 3464	156
Lilly Leigh Photography	079 499 5849	63	Oxbow Country Estate	013 932 8000	162
Moments In Time Photography	063 390 9680	62	Rovos Rail	012 315 8201	144
RDK Photography	082 075 4691	61	Safari Restaurant & Conference Centre	012 807 4545 012 807 0009	28,163
Premarital Courses			Tava Lingwe Game Lodge	071 179 5833	141
Crossfire LTI	082 770 7465	23	The Farm Inn	012 809 0266	161
Ring			The Tea Room (Kitchen tea, etc.)	072 565 3188	126
Arthur Kaplan	011 669 5600	52	Three Rivers Lodge	016 423 6046	160
Carat Jewellers	012 998 3670	48	Zambezi Point	012 808 3340	158
Diaz Jewellers	012 997 5315	49	Websites		
Romanelli Designs	082 315 3335	50	Wedding Guide	www.weddingguide.co.za	
Teeth Whitening			Wedding Cakes		
Dr Adél Rossouw	012 752 9000	77	Baker Boys Confectionery	082 413 9631	132
Lovely Smile	082 377 0780	77	Boutique Cakes	082 928 6088	132
Venues & Catering			Dainty Delights Couture Cake	083 272 0933	132
Bentley's Country Lodge	012 542 1751	147	La Moraine Cake Boutique	061 434 9192	30
Bosveld Lounge	076 751 5811	163	Melinda's Cake & Catering	071 676 6777	133
Casa Toscana	012 348 8820	161	Raphael S A's Cakeboss	081 771 5303	133
Casablanca Manor Wedding, Function and Conference Venue	012 940 8184	162	Wedding Info Centre		
Castle da Angelo	071 782 3700	155	194 Lois Avenue, Newlands, Pretoria	012 365 2205 012 004 0248	





HAUTE COURTURE LACE & TRIMMINGS DUPION SILKS

HAUTE COURTURE LACE & TRIMMINGS DUPION SILKS BRIDAL COCKTAIL

K.SAHIN SILK

ANTILLY LACE

NISH LACE

آموزشگاه انعکاس منبع جدیدترین اطلاعات، مقالات و دوره‌های آموزشی طراحی لباس و مدشناسی



MIDDESTAD FABRICS & Bridal Boutique

SWISS GUIPURE LACE ... HAUTE COUTURE LACE & TRIMMINGS ... DUPION SILKS ...



SILK TAFFETTA ... BRIDAL BROCCADES ... EXCLUSIVES ... FRENCH LACE ... HAND BEADED LACE ... PURE DE SOIE

For the most
EXCLUSIVE RANGE of
IMPORTED DESIGNER
FABRICS EVER TO BE SEEN
in SOUTH AFRICA

BRIDAL ... COCKTAIL ... MATRIC DANCE ... DAYWEAR

TEL: +27 (0)12 991 4849 / 991 1719

WATERGLEN SHOPPING CENTER, WATERKLOOF GLEN, PRETORIA



آموزشگاه انعکاس منبع جدیدترین اطلاعات، مقالات و دوره‌های آموزشی طراحی لباس و مدشناسی

 Enekas.Academy

 Enekas.Academy

