

SECOND HOMES!

athome

HAUTE STUFF
TAKE IT
OUTSIDE

GOODS
COOL
MINT



DESIGN PROS
FUN IN
THE SUN

\$5.95

آموزشگاه انعکاس منبع جدیدترین اطلاعات، مقالات و دوره‌های آموزشی دکوراسیون داخلی



 Enekas.Academy

 Enekas.Academy





amyhirsch.com

آموزشگاه انعکاس منبع جدیدترین اطلاعات، مقالات و دوره‌های آموزشی دکوراسیون داخلی

 Enekas.Academy

 Enekas.Academy





AMY AIDINIS HIRSCH
INTERIOR DESIGN



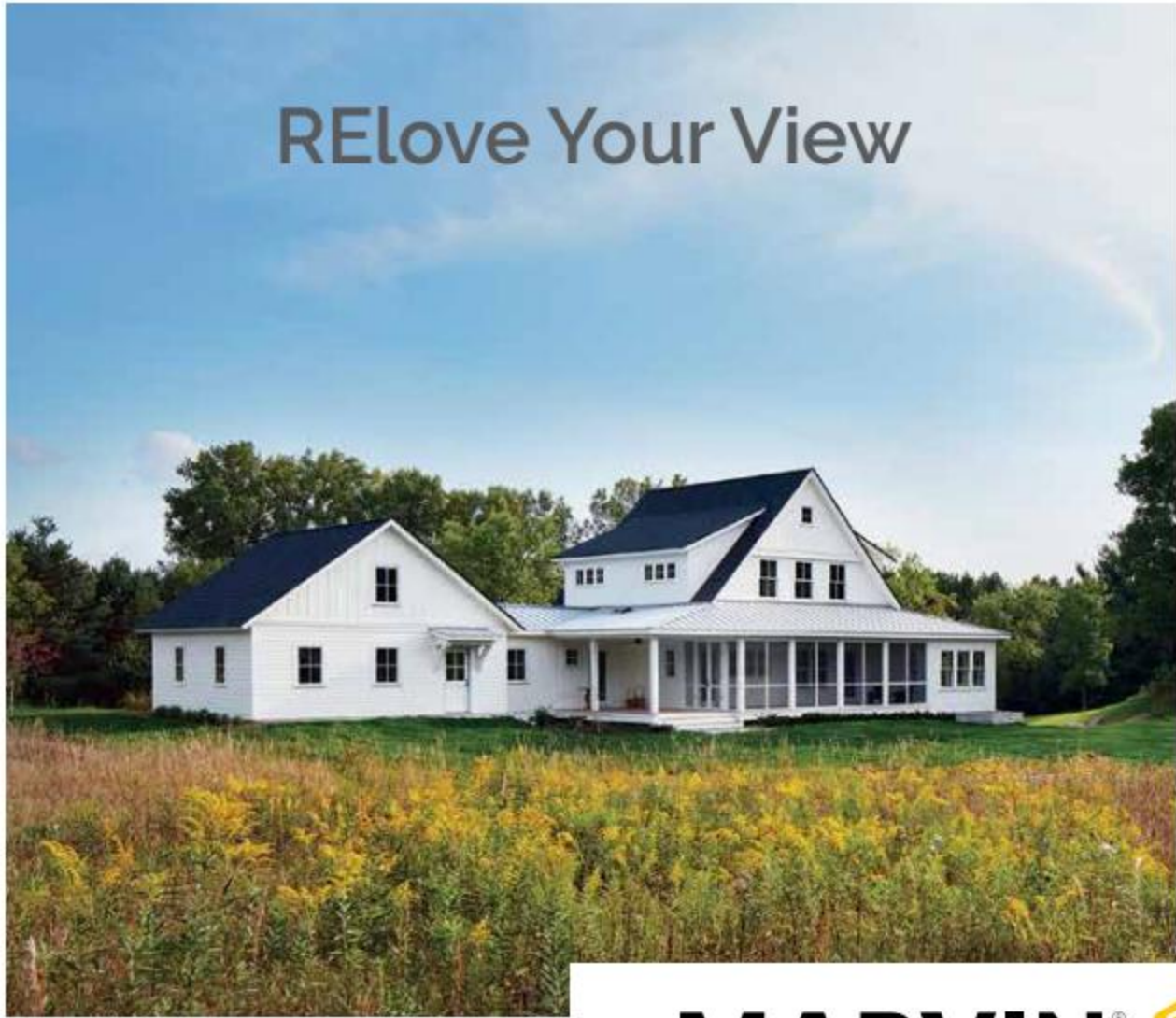
203 661 1266

آموزشگاه انعکاس منبع جدیدترین اطلاعات، مقالات و دوره‌های آموزشی دکوراسیون داخلی

 Enekas.Academy

 Enekas.Academy






RElove Your View



MARVIN 



RingsEnd.com

DARIEN BETHEL BRANFORD LEWISBORO MADISON



NEW MILFORD NIAN TIC NORWALK WILTON



آموزشگاه انعکاس منبع جدیدترین اطلاعات، مقالات و دوره‌های آموزشی دکوراسیون داخلی

 Enekas.Academy

 Enekas.Academy





M I C H A E L
S M I T H
A R C H I T E C T S

آموزشگاه انعکاس منبع جدیدترین اطلاعات، مقالات و دوره‌های آموزشی دکوراسیون داخلی

 Enekas.Academy

 Enekas.Academy





I've built many great things. One of my favorites is my relationship with Bender.

"Winning awards at Domus Constructors is great," says owner Chris Shea. "But it takes the right team chemistry to pull it off. I love sending clients to Bender to discover their vast selection of decorative plumbing, tile, and lighting. And clients love Bender for the way they are respected, treated, and cared for."

No wonder the top builders and their clients work with Bender to create their next masterpiece.



BENDER
EST. 1946



Chris Shea, Owner
Domus Constructors
Greens Farms, CT

Visit our virtual showroom at BenderShowrooms.com | 203.848.6748
Hartford | New Haven | Norwalk | Waterbury
decorative plumbing | kitchen & bath cabinetry | lighting | tile & stone

آموزشگاه انعکاس منبع جدیدترین اطلاعات، مقالات و دوره‌های آموزشی دکوراسیون داخلی

 Enekas.Academy

 Enekas.Academy



ROBERT A. CARDELLO

RAC

ARCHITECTURE + DESIGN

www.cardelloarchitects.com

WESTPORT | GREENWICH

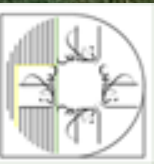
203.853.2524



آموزشگاه انعکاس منبع جدیدترین اطلاعات، مقالات و دوره‌های آموزشی دکوراسیون داخلی

 Enekas.Academy

 Enekas.Academy



contents JULY/AUG 2020

features

22

SAFE HAVEN

A new second home puts family first on Martha's Vineyard.

40

CRUISE CONTROL

A streamlined look and lighter feel maximize family fun on the water.

56

WHITE HOT

A light palette and an open feel bring the outdoors in for this Florida getaway.

INTERVIEWS BY
LAUREN FETTERMAN

Dining room
designed by
Karen Bow Interiors.



departments

10 EDITOR'S NOTE



12 GET THE GOODS

Color trend: Mint Green;
All Natural; Fine Lines



18 HAUTE STUFF

Patio Palette

72 LAST WORD

Pros share how they're
making the most of summer.



FOREHAND + LAKE

INTERIOR DESIGN

آموزشگاه انعکاس منبع جدیدترین اطلاعات، مقالات و دوره‌های آموزشی دکوراسیون داخلی



athome

VOL. 15 | NO. 4 | JULY/AUG 2020

creative/editorial director

Amy Vischio
amy.vischio@moffly.com

EDITORIAL

senior editor

Lauren Fetterman—lauren.fetterman@moffly.com

market editor

Megan Gagnon—megan.gagnon@moffly.com

advisory editor

Donna Moffly—donna.moffly@moffly.com

CONTRIBUTING EDITORS

editor, new canaan•darien

Julee Kaplan—julee.kaplan@moffly.com

executive editor, greenwich

Cristin Marandino—cristin.marandino@moffly.com

editor, fairfield living; stamford;

westport•weston•wilton

Diane Sembrot—diane.sembrot@moffly.com

ART

art director, front of book

Garvin Burke—garvin.burke@moffly.com

production director

Kerri Rak—kerri.rak@moffly.com

design assistant

Taylor Stroili—taylor.stroili@moffly.com

DIGITAL MEDIA

digital media manager

Amber Scinto—amber.scinto@moffly.com

digital editor

Diane Sembrot—diane.sembrot@moffly.com

SALES & MARKETING

publisher, athome, greenwich,

new canaan•darien, fairfield living

Jonathan W. Moffly—jonathan@moffly.com

publisher, westport•weston•wilton

Gabriella Mays—gabriella.mays@moffly.com

publisher, stamford

Karen Kelly-Micka—karen.kelly@moffly.com

account executive

Jennifer Frank—jennifer.frank@moffly.com

account executive

Hilary Hotchkiss—hilary.hotchkiss@moffly.com

account executive

Rick Johnson—rick.johnson@moffly.com

account executive

Jennifer Petersen—jennifer.petersen@moffly.com

partnership and big picture manager

Kathleen Godbold—kathleen.godbold@moffly.com

events director

Rachel Shorten—rachel.shorten@moffly.com

BUSINESS

president

Jonathan W. Moffly

business manager

Elena Moffly—elena.moffly@moffly.com

cofounders

John W. Moffly IV
& Donna C. Moffly



TO SUBSCRIBE, renew, or change your address, please email subscribe@athomefc.com, call 877-467-1735, or write to athome in Fairfield County Magazine, 111 Corporate Drive, Big Sandy, TX 75755. U.S. subscription rates: \$19.95/1 year (6 issues); \$34.95/2 years (12 issues); \$44.95/3 years (18 issues). Canada and foreign, US \$36/year. Prices are subject to change without notice. ALL RIGHTS RESERVED. No part of this periodical may be reproduced without express permission of the publisher. ©2018 athome in Fairfield County Magazine is a registered trademark owned by Moffly Media. The opinions expressed by writers commissioned for articles published by athome in Fairfield County are not necessarily those of the magazine.

FOR QUALITY CUSTOM REPRINTS/E-PRINTS, please call 203-571-1645
or email reprints@mofflymedia.com

PUBLISHERS OF GREENWICH, FAIRFIELD LIVING, NEW CANAAN • DARIEN • ROWAYTON, WESTPORT, STAMFORD and athome magazines

205 Main Street, Westport, CT 06880. Phone: 203-222-0600; email: mail@moffly.com

ADVERTISING INQUIRIES: Lemuel Bandala: call 203-571-1610 486803 486803

or email advertise@moffly.com

SUBSCRIPTION INQUIRIES: email subscribe@athomefc.com or call 877-467-1735

آموزشگاه انعکاس منبع جدیدترین اطلاعات، مقالات و دوره‌های آموزشی دکوراسیون داخلی

 Enekas.Academy

 Enekas.Academy







CALIFORNIA CLOSETS®

Custom solutions for better living

SHELTON 7 Progress Dr

203.924.8444 californiaclosets.com   @caliclosetsct

آموزشگاه انعکاس منبع جدیدترین اطلاعات، مقالات و دوره‌های آموزشی دکوراسیون داخلی

 Enekas.Academy

 Enekas.Academy



editor's note / GREAT ESCAPE



Come on and Zoom—collaborating on athome while working from home.

SAVE THE DATE VIRTUAL AWARDS PROGRAM

ATHOMEFC.COM

athome
a-list
awards

SEPT. 16
DETAILS TO COME!

By now, most of us are seeking an escape—a change in scenery that almost always includes a change in self. While taking a trip may not be on the calendar this summer, that doesn't mean a getaway is a dream saved for another time (or another place); it can be closer than you think. Maybe it means taking the plunge on a second home that becomes your haven from everyday life; maybe it's finally installing the infinity pool you've always imagined having; maybe it's transforming your master suite into the soothing oasis you knew it could be. If vacations are about the destination—where we're headed, and who we'll be once we get there—then your opportunities for great escapes are actually endless.

In this issue, we're exploring the way several Fairfield County residents have made their getaways a reality. First, in Martha's Vineyard, we stop by a Darien family's new second home, where designer Karen Bow crafted interiors exuding a relaxed elegance with subtle nods to the island ("Safe Haven" on page 22). Next, we step on board a luxury yacht, where designer Marcia Tucker lightened up the look and decluttered the feel of a Greenwich family's sleek retreat on the water ("Cruise Control" on page 40). Finally, down in Florida, designer Tori Legge of Stirling Mills Interior Design walks us through a new build for a New Canaan couple that brings the outdoors in with a neutral palette and open feel ("White Hot" on page 56).

Don't forget that the 11th annual A-list Awards is almost here! We hope you save the date—September 16—for our virtual awards ceremony, where we will highlight the inspiring and innovative projects that truly showcase the creative talent of our local design community. Join us for a much-needed celebration of design!

AMY VISCHIO
Creative/Editorial Director
amy.vischio@moffly.com

آموزشگاه انعکاس منبع جدیدترین اطلاعات، مقالات و دوره‌های آموزشی دکوراسیون داخلی

Enekas.Academy

Enekas.Academy



AYR
barns

home & lifestyle
www.ayrbarns.com



goods / COLOR

BY MEGAN GAGNON

MINT GREEN PACKS A PASTEL PUNCH



1 WALLSHOPPE
Y Not in Caribbean Kelp;
\$129 per roll. wallshoppe.com

MINT GREEN CAN FEEL AS FRESH AS IT SOUNDS WHEN YOU PAIR IT WITH WARM WOODS AND A POP OF BLACK. PICTURE IT ON A KITCHEN ISLAND TOPPED WITH A WALNUT SLAB OR IN A LAUNDRY ROOM WITH A BLACK HERRING-BONE MARBLE! INSTEAD OF OPTING FOR THE BLUES OR GRAYS IN YOUR CABINETRY, GIVE MINT A GO.

—DIANE RATH,
THE RATH PROJECT



2 OOMPH
Manhattan chest with dividend
in Rainwashed; \$6,250.
Greenwich; oomphhome.com



3 ANGLEPOISE
Type 75 desk
lamp; \$255.
rejuvenation.com

4 SMEG
4-Slice toaster
in pastel green; \$250.
williams-sonoma.com



5 LUCA NICHETTO FOR DE LA ESPADA
Elysia lounge
chair; starting
at \$5,260.
delaespada.com



6 HAWS
Mini watering can;
\$42. [Terrain, Westport;
shopterrain.com](http://Terrain, Westport; shopterrain.com)



7 GARDE
Leather
backgammon
set; \$1,795.
gardeshop.com

athomefc.com

BACKGAMMON SET: TICHU. ALL IMAGES COURTESY OF DESIGNERS/BRANDS

آموزشگاه انعکاس منبع جدیدترین اطلاعات، مقالات و دوره‌های آموزشی دکوراسیون داخلی

Enekas.Academy

Enekas.Academy



R

ROUGHAN

INTERIORS & HOME



© JANE BEILES

Jersey, at his
Greenwich residence

A TABLEAU OF TIMELESS OBJECTS FOR THE HOME

آموزشگاه انعکاس منبع جدیدترین اطلاعات، مقالات و دوره‌های آموزشی دکوراسیون داخلی

 Enekas.Academy

 Enekas.Academy



goods/ALL NATURAL

WEAVE RATTAN AND CANE INTO YOUR SPACE

RATTAN USED AS BOTH INDOOR AND OUTDOOR FURNITURE IS QUITE FUNCTIONAL AND ADDS A LOT OF TEXTURE AND DEPTH TO A ROOM. I ADORE THE COMBINATION OF A CANED DINING CHAIR AND FABRIC AS IT CREATES TIMELESS SOPHISTICATION.

—CHRIS ROUGHAN, ROUGHAN INTERIORS



1



2



3



4



5



6

1 JOSEF FRANK AND JOSEF HOFFMANN
Hoffmann armchair in natural; \$475.
Design Within Reach, Stamford; dwr.com

2 TUCKER ROBBINS
Votive chandelier; \$11,400.
tuckerrobbins.com

3 PIGEON & POODLE
Makassar magazine holder; \$250.
meadowblu.com

4 SELAMAT
Glen Ellen mantle mirror; \$399.
selamatdesigns.com

5 INDUSTRY WEST
Cane sofa; \$3,000.
industrywest.com

6 CRATE & BARREL
West cane bar cabinet; \$1,999.
Westport; crateandbarrel.com


ALL IMAGES COURTESY OF DESIGNERS/BRANDS

آموزشگاه انعکاس منبع جدیدترین اطلاعات، مقالات و دوره‌های آموزشی دکوراسیون داخلی

 Enekas.Academy

 Enekas.Academy





RENÉE BYERS
LANDSCAPE ARCHITECT

آموزشگاه انعکاس منبع جدیدترین اطلاعات، مقالات و دوره‌های آموزشی دکوراسیون داخلی


 Enekas.Academy

 Enekas.Academy



goods / FINE LINES

NOTHING SAYS SUMMER LIKE NAUTICAL STRIPES



1



2

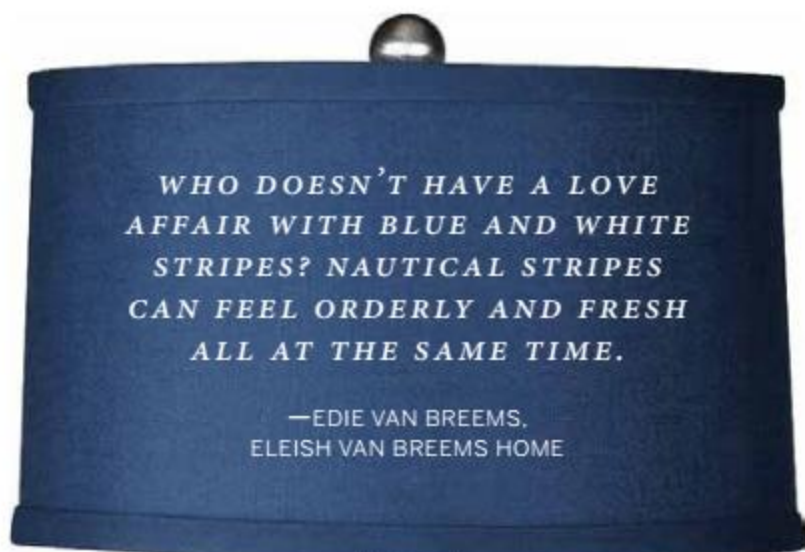


3

4



5



WHO DOESN'T HAVE A LOVE AFFAIR WITH BLUE AND WHITE STRIPES? NAUTICAL STRIPES CAN FEEL ORDERLY AND FRESH ALL AT THE SAME TIME.

— EDIE VAN BREEMS,
ELEISH VAN BREEMS HOME



6



7

1 DASH & ALBERT

Port stripe denim indoor/outdoor rug; starting at \$46. annieselke.com

2 SERENA & LILY

Teak camp stool in Lido stripe; \$248. Westport; serenaandlily.com

3 POM POM AT HOME

Savannah handwoven basket; \$92. pompomathome.com

4 LAGUIOLE

Three-piece mariniere cheese set; \$56. Beehive, Fairfield; thebeehivefairfield.com

5 JULISKA

Sitio stripe indigo dinner plate; \$42. Stamford; juliska.com

6 BRADBURN HOME

Redondo Beach table lamp; \$847.50. bradburnhome.com

7 WISTERIA

Haley black & white stripe armchair; \$625. wisteria.com

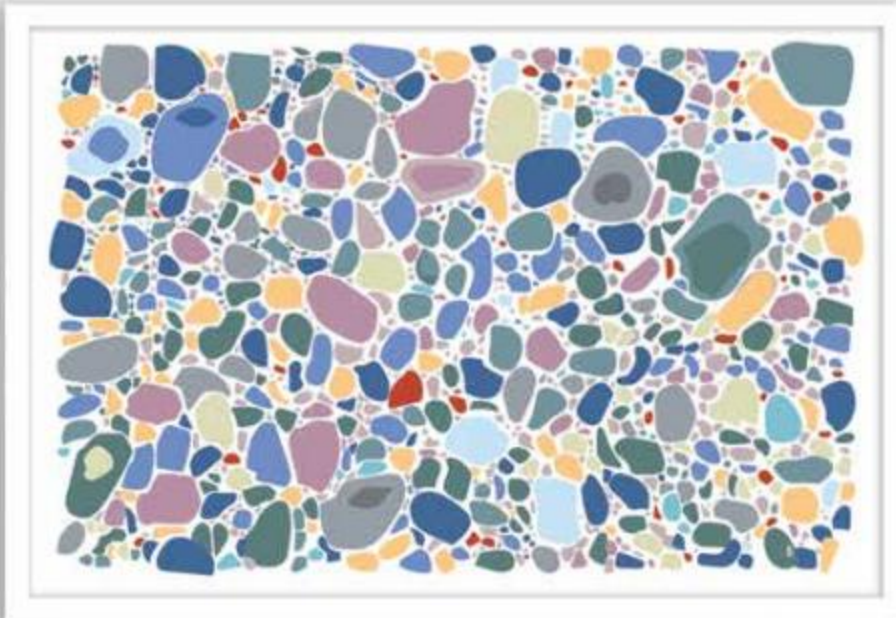
ALL IMAGES COURTESY OF DESIGNERS/BRANDS

آموزشگاه انعکاس منبع جدیدترین اطلاعات، مقالات و دوره‌های آموزشی دکوراسیون داخلی


Enekas.Academy

Enekas.Academy

Barbera



Pebbles & Glass/ Mixed



Pebbles & Glass/ Green

Local Artist

Richard Gene Barbera

New print series representing at the beach.
Working in all sizes and color adjustments
upon commission requests.



 richardgenebarbera.com

 [rgb_fineart](https://www.instagram.com/rgb_fineart)

 rgbfineart@gmail.com

VICENTE BURIN

ARCHITECTS, LLC



PHOTO BY MIXIT

TIMELESS

203.319.9571 | VBARCHITECT.COM

JUL/AUG 2020 at home

آموزشگاه انعکاس منبع جدیدترین اطلاعات، مقالات و دوره‌های آموزشی دکوراسیون داخلی

 Enekas.Academy

 Enekas.Academy



BY MEGAN GAGNON

haute stuff / PATIO PALETTE

MAKE A SPLASH WITH COLORFUL OUTDOOR PIECES



1

FERM LIVING
Small bau pot in
dusty rose; \$55.
fermliving.com



3

SERENA & LILY
Venice rattan chair
in vintage indigo;
\$498. Westport;
serenaandlily.com




5

CB2
Trieste coffee table;
\$549. cb2.com

VALERIE OBJECTS
x **MULLER VAN SEVEREN**
Duo seat; \$4,403.
aplusrstore.com

2



4

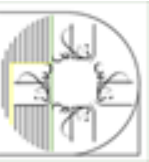


IMAGES COURTESY OF DESIGNERS/BRANDS

آموزشگاه انعکاس منبع جدیدترین اطلاعات، مقالات و دوره‌های آموزشی دکوراسیون داخلی

 Enekas.Academy

 Enekas.Academy





LOLL DESIGNS
Rapson bar
cart; \$995.
lolldesigns.com

6



7

SAFAVIEH
Vienna 9 ft. aluminum
patio umbrella; \$152.
Norwalk; safavieh.com



BEND GOODS
Cloud bench; \$2,200.
bendgoods.com

8



9

MASSPRODUCTIONS
Roadie bench;
starting at \$2,652.
massproductions.se

CRATE & BARREL
Faceted garden stool
end table; \$219.
crateandbarrel.com

10



Save the date!

A-List Awards Virtual Ceremony

Wednesday, September 16, 2020

STAY TUNED FOR DETAILS!

JUDGES



MARA MILLER
Carrier and Company



JESSE CARRIER
Carrier and Company



BRITT ZUNINO
Studio DB



DAMIAN ZUNINO
Studio DB

athomefc.com

آموزشگاه انعکاس منبع جدیدترین اطلاعات، مقالات و دوره‌های آموزشی دکوراسیون داخلی

 Enekas.Academy

 Enekas.Academy



Wednesday, September 16, 2020

SPONSORS:



TISCHLER UND SOHN
WINDOWS AND DOORS



HOBBS, INC.



SCHWARTZ
DESIGN SHOWROOM

MARVIN 



Fairview 
Hearthside


SERENA & LILY

athome **a-list** awards

the premier home design competition



BRIAN SAWYER
Sawyer | Berson



KEITH WILLIAMS
Nievera Williams



EDWARD SIEGEL
Edward Siegel Architect

#athomefc

آموزشگاه انعکاس منبع جدیدترین اطلاعات، مقالات و دوره‌های آموزشی دکوراسیون داخلی

 Enekas.Academy

 Enekas.Academy





safe haven

A new **SECOND HOME** puts **FAMILY FIRST** on **MARTHA'S VINEYARD**

INTERVIEW WITH KAREN BOW, KAREN BOW INTERIORS | PHOTOGRAPHER AMY VISCHIO

left: In the mudroom, a built-in bench features a cushion in a C&C Milano fabric by Artistic Upholstery, and baskets by Serena & Lily corral essentials; the powder room's nautical theme comes to life with a mirror and wallpaper from Serena & Lily; a Nantucket-style door by Simpson Door Company with added hardware conceals the laundry room.

opposite: The dining area is furnished with a table and chairs by Richard Wrightman Design; the fabric is by Rosemary Hallgarten.

آموزشگاه انعکاس منبع جدیدترین اطلاعات، مقالات و دوره‌های آموزشی دکوراسیون داخلی

 Enekas.Academy

 Enekas.Academy





آموزشگاه انعکاس منبع جدیدترین اطلاعات ، مقالات و دوره‌های آموزشی دکوراسیون داخلی





These clients are good friends of yours—how far do you go back?

I met them when our daughters were in kindergarten, so they're lifelong friends of mine. They're based in Darien, and this is their new second home on Martha's Vineyard. I did their Darien home as well, so this wasn't my first project with them, and it was truly an honor to work on this house. They were really involved, and it was definitely a collaboration.

How have they been using the home? At this time, they've actually been self-isolating here, and they told me it's really been a gift. The husband works in the city, their daughter works in Boston, their son goes to school in Boston, and the daughter's boyfriend works in the city, so all five have been staying here together. It's such a beautiful, peaceful place. The house has many areas where people can gather and get together, but it also has plenty of spaces where people can duck away and do their job. Everyone has their designated area to get work done, and it's funny—the daughter's "office" is in the basement in the fly room, where her father keeps all of his fishing equipment!



آموزشگاه انعکاس منبع جدیدترین اطلاعات، مقالات و دوره‌های آموزشی دکوراسیون داخلی

 Enekas.Academy

 Enekas.Academy



this spread: In the living room, bottles and glassware are displayed on bar shelving by Amuneal. The shades on either side of the bar and the drapes were crafted from Romo fabrics, and the pillows on the sofas are covered in Rosemary Hallgarten fabrics; the shades, drapes and pillows were all made by Artistic Upholstery. A rug by Elizabeth Eakins is underfoot, and the pair of coffee table/benches by The New Traditionalists doubles as a large serving tray when the two are pushed together during parties.



111 / AUG 2020 / at home

آموزشگاه انعکاس منبع جدیدترین اطلاعات، مقالات و دوره‌های آموزشی دکوراسیون داخلی

 Enekas.Academy

 Enekas.Academy





this spread: The floor was dropped from the kitchen into the living room to add dimension to the open space. Kitchen stools by O&G Studio offer plenty of seating at the island, as do the B&B Italia sofas in the living room. The sofas and coffee table/benches are arranged as mirror images of each other.

آموزشگاه انعکاس منبع جدیدترین اطلاعات، مقالات و دوره‌های آموزشی دکوراسیون داخلی





آموزشگاه انعکاس منبع جدیدترین اطلاعات، مقالات و دوره‌های آموزشی دکوراسیون داخلی





آموزشگاه انعکاس منبع جدیدترین اطلاعات ، مقالات و دوره‌های آموزشی دکوراسیون داخلی



this spread: The spacious kitchen is fitted with cabinetry by Dillon Creations, island lights and tile from Waterworks, hardware by Merit and a Lacanche stove. Marble from Everest Marble was installed by Stepping Stones Marble & Granite, and vases from Terrain dot the windowsill.




111 / AUG 2020 / at home

آموزشگاه انعکاس منبع جدیدترین اطلاعات، مقالات و دوره‌های آموزشی دکوراسیون داخلی

 Enekas.Academy

 Enekas.Academy





this spread: Grounded by a rug from Elizabeth Eakins, the cozy office is furnished with chairs from Serena & Lily in a C&C Milano fabric, and the ottoman fabric and blanket are both from Rosemary Hallgarten. A C&C Milano fabric was also used for the shades and the window seat pillow, all made by Artistic Upholstery. A photograph by Barbara Erdmann Photography hangs above the fireplace.

What were the priorities for this house? They wanted it to be very user-friendly—they're the most social family you'll ever meet, and they love entertaining. Things couldn't be precious, but they still needed to look really pretty. For instance, in the living room, those sectionals are outdoor furniture from B&B Italia. Since they're floating, it was important to me that they have a great-looking profile, but they needed to be durable as well. We used an indoor/outdoor fabric on them, and you can sit on the arms and they're not going to cave in. This is a party house, so we needed furniture that would hold up.

Tell me about the ottomans and the bar there. My friend is a very gracious host—she could give Martha Stewart a run for her money—and she throws the best parties. They wanted ottomans that you could put your feet up on, but they also needed a place where you could put a cheese plate or drinks when entertaining. I designed these ottomans to do both—there

is a cushion to put your feet on, a place to put food or drinks next to it, and the cushion can slide left or right. And while the ottomans are separate pieces, the genius of them is that you can push them together during a party and create one giant serving tray. The sectionals and ottomans are mirrored in each other, which is also fun. As for the bar, the pool is just outside those doors, so we needed the bar to be close. A carpenter made it, and it's decked out with a refrigerator, bar and ice maker, and the glass-and-brass shelving is a classic nod to the Vineyard. There are a lot of subtle plays on the Vineyard throughout the house.

I'll bet the kitchen and dining area are getting a lot of use. Yes—since they've been self-isolating here, my friend has been cooking for everyone and has really learned how to use the Lacanche stove, and she said the space has been working beautifully. They needed a really well-functioning kitchen, and for a house this large, this is a classic kitchen that is pretty





11/7/2020 at home

آموزشگاه انعکاس منبع جدیدترین اطلاعات، مقالات و دوره‌های آموزشی دکوراسیون داخلی

 Enekas.Academy

 Enekas.Academy





this spread: The serene master suite is outfitted with a bed, rug and nightstands from Serena & Lily, and Coyuchi bedding from Home Boutique of Greenwich adds a luxurious touch. A photograph by Barbara Erdmann Photography presides over the bed, and the window treatments were made by Artistic Upholstery in a C&C Milano fabric. In the bathroom, towels from Home Boutique of Greenwich and a stool from Serena & Lily stand ready by the tub. Moroccan tile from Greenwich Tile & Marble covers the floor, the vanity is by J. Tribble and the shower hardware is from Barber Wilsons & Co.

“We wanted to **EMBRACE** the fact that you’re on **MARTHA’S VINEYARD** without getting kitschy.”

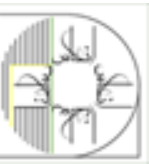
—KAREN BOW



آموزشگاه انعکاس منبع جدیدترین اطلاعات، مقالات و دوره‌های آموزشی دکوراسیون داخلی

 Enekas.Academy

 Enekas.Academy



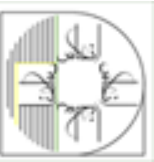


11/24/2020 at home

آموزشگاه انعکاس منبع جدیدترین اطلاعات، مقالات و دوره‌های آموزشی دکوراسیون داخلی

 Enekas.Academy

 Enekas.Academy



“The **BEST** part about this project was being with **DEAR FRIENDS.**”

—KAREN BOW



above: In the son's room, the wallpaper, bed, nightstands and rug, all from Serena & Lily, set a calming tone, with linens from Home Boutique of Greenwich dressing the bed. In the corner, a comfy chair is topped with a nautical-themed pillow and seated next to a cleaned-lined dresser and lamp, all from Serena & Lily. **opposite:** Built-in shelving and built-in toe-to-toe tandem beds with trundle beds underneath, all by Dillon Creations, offer storage and seating in the bunk room. The bedding is from Home Boutique of Greenwich, and the rug and Riviera baskets are from Serena & Lily. A Jack-and-Jill bathroom, covered in Moroccan floor tile from Greenwich Tile & Marble, connects the two bedrooms.

yet still so functional. In the dining area, I really love the chandelier over the table. We wanted to embrace the fact that you're on Martha's Vineyard without getting kitschy, and I'm just crazy about that light; it's like a work of art. It's made of matte ceramic fish, and it's just amazing. The painting behind the table is by a local artist, and I loved that as well. The table is by a designer in Long Island City—I went to his showroom and found inspiration in what he does, and he custom-built this table for me. What's great is that the table expands to 17 feet and takes up the entire length of that space, which is wonderful for entertaining. We also had the designer make the bench along the back and the chairs.

I see an office—who is using this space? There's where the husband is working at the moment. Since it's right off of the main entrance, we wanted it to have a bit of a formality to it. We also wanted it to feel like a cozy winter room, to have some warmth yet still live well with the rest of the house.

What drove the look of their master suite? They were looking for a calm, serene feel and a relaxed elegance, which is a feeling found throughout the

rest of the house as well. There is also a loft area in this bedroom, and I felt strongly about the type of staircase we needed for the loft and where it should go. The mudroom just outside the bedroom is a primary entrance from the front of the house, and when you come inside that door, the master bedroom is to your left. I wanted people to walk into the house, look around, peek into the master bedroom and say, “Ooh, what is *that?*” when they saw the staircase. I felt that putting the staircase where it is definitely created that moment, and the cables on it are another nod to the Vineyard. I'm also all about making something your own—I was at Terrain and saw these scalloped marble cutting boards, and I used them to top the blue linen nightstands. That choice made those nightstands their own.

Tell me about the bedrooms upstairs. These are technically guest rooms, since the children are older, and I like that it's transitional from room to room—when you're upstairs, your eye just effortlessly travels around, and the bedrooms all live so well together. I sort of treated the upstairs like an open floor plan in that way. This is a party house, and I didn't want anyone to feel like the bedrooms were so intimate that they couldn't go into



آموزشگاه انعکاس منبع جدیدترین اطلاعات، مقالات و دوره‌های آموزشی دکوراسیون داخلی





this page: A pair of dressers from Serena & Lily offers pleasing symmetry in the daughter's room. In the bathroom, lights from Urban Archaeology flank the mirrors, the Moroccan floor tile is from Greenwich Tile & Marble, and the towels are from Home Boutique of Greenwich.



this page: A loveseat from Serena & Lily gives the space a suite-like feel, and the rug is also from Serena & Lily.



آموزشگاه انعکاس منبع جدیدترین اطلاعات، مقالات و دوره‌های آموزشی دکوراسیون داخلی

 Enekas.Academy

 Enekas.Academy





آموزشگاه انعکاس منبع جدیدترین اطلاعات، مقالات و دوره‌های آموزشی دکوراسیون داخلی

 Enekas.Academy

 Enekas.Academy





left: The daughter's room opens up to an outdoor deck with views of the water. The wallpaper, bedding and lights are by Serena & Lily.

them. It was all about scale and proportion, and furniture placement was really important. The daughter's room is the one with the bathroom with the blue walls, and I wanted this room to look more like a suite. We placed the bed looking out toward the deck (you can see the ocean from up there), and we gave balance to the space with the twin dressers—I loved that symmetry. The medallion wallpaper transitioned into the bathroom as the paint color. There wasn't space in the bunk room for bunk beds, so the built-in tête-à-tête beds with trundle beds underneath make the room a space to hang out in as well as to sleep.

Any overall favorite pieces? I really do love the sectionals in the living room. I feel like they're high style yet durable, and they meet the needs of the space really well. Those sofas are going to be around for life. They can easily be reupholstered, and we have a winter fabric we want to use to make slipcovers. And the ottomans are definitely another favorite—that was one of the things my friend asked for, and I was really proud that I was able to create ottomans for her that have form and function.

What was the best part about working with such good friends? It was wonderful to have this lifelong friendship and to take it on the road. She is a road warrior—we went everywhere together. We would go into the city and shop and had so much fun doing it. At a time like this, with everything going on, I could start crying because I miss her so much. The best part about this was being with dear friends. I asked my friend how she feels about spending this time here, and she said, "Although we are obviously thinking of all of those suffering with their health or losing jobs or businesses, we feel very lucky to be able to spend so much time together in our beautiful home. And it also feels nice to be able to support this small, hardworking island community and their businesses that have given so much to us. We never thought we'd have the opportunity to live in and love this home so much." —INTERVIEW BY LAUREN FETTERMAN

Resources:

Interior designer: Karen Bow Interiors, Darien; 914-953-1517; karenbow.com

Architect: Patrick Ahearn, Patrick Ahearn Architect, Edgartown and Boston, MA; 508-939-9312; patrickahearn.com

Builder: John Magnuson, Burnham & Magnuson Builders, Edgartown, MA; 508-627-5019; burnhamandmagnuson.com

Kitchen cabinets: Ryan Dillon, Dillon Creations, Vineyard Haven, MA; 508-939-0469

Upholstery workroom: Artistic Upholstery, Norwalk; 203-849-8907; artisticupholsteryandfabrics.com



INTERVIEW WITH MARCIA TUCKER, MARCIA TUCKER INTERIORS | PHOTOGRAPHER CHARL JORDAAN, YACHTING IMAGE

CRUISE CONTROL

A STREAMLINED LOOK and LIGHTER FEEL maximize family fun ON THE WATER



آموزشگاه انعکاس منبع جدیدترین اطلاعات، مقالات و دوره‌های آموزشی دکوراسیون داخلی

 Enekas.Academy

 Enekas.Academy





this spread: The luxury yacht offers plenty of family-friendly activities for endless fun in the sun.

آموزشگاه انعکاس منبع جدیدترین اطلاعات ، مقالات و دوره‌های آموزشی دکوراسیون داخلی





GABARITO

GREENWICH, CT

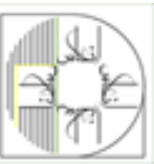


this page: An outdoor dining area offers a completely refreshing al fresco dining experience. **opposite:** Vibrant SFERRA towels and outdoor cushions by Marimekko are set up for catching rays in comfort and style.

آموزشگاه انعکاس منبع جدیدترین اطلاعات، مقالات و دوره‌های آموزشی دکوراسیون داخلی

 Enekas.Academy

 Enekas.Academy



“The idea was to declutter the look a little bit, to make everything **CLEANER**, more **MODERN** and more **PLEASANT** to come into.”

—MARCIA TUCKER

This yacht looks amazing—what launched this project? The clients have a beautiful home here in Greenwich, and they also have several other homes throughout the world. I’ve done all of their homes, and I was lucky enough to be involved in redoing this yacht as well. It was built in 2009 by Ferretti Yachts and delivered in 2012, and it features an exterior design by Zuccon International Project. It sleeps up to eight guests, and it’s also taken care of by three crew members. After the clients bought the yacht and lived with it for a few years, they felt that a lot of things didn’t quite fit the aesthetic they wanted or how they lived their life, so they wanted to give the yacht more of a personal feel. Since I was already working on some of their other projects, they asked me to come on board and help them with this.



JUL/AUG 2020 atHome

آموزشگاه انعکاس منبع جدیدترین اطلاعات، مقالات و دوره‌های آموزشی دکوراسیون داخلی

 Enekas.Academy

 Enekas.Academy





How do the clients typically use the yacht? It's a winter escape for them. They keep it in Florida, and they'll fly down there and use it for long weekends or for Thanksgiving or other holidays, and they'll take it to the Bahamas or the Caribbean as well. They also bring it up to New England in the summer and use it for day or weekend cruises, or they'll take it up to Nantucket for the weekend.

What did the project entail? Since all of the rooms are very small, everything looked cramped before. The idea was to declutter the look a little bit, to make everything cleaner, more modern and more pleasant to come into. We changed all of the linens and pillows throughout and brightened up some of the darker elements to give the entire yacht a lighter feel. The clients love color, so we introduced color with the

accent and outdoor pillows. We chose Marimekko, which was fun. The clients have four children, so they also wanted the yacht to be a fun, attractive place for the kids, where they would feel at home. This project involved decorating only; while we did do furnishings and outdoor furniture, we didn't change any fixtures or anything that was secured to the yacht.

Any must-haves for the clients? They wanted color. There are four bedrooms—the master, one for the boys, and one for each of the girls—and they wanted each room to have a designated color. They are very detail-oriented, and they wanted the yacht to be really comfortable and to have the same high aesthetic, quality, look and feel as all of their homes. They like to go from house to house and not have any of them





this spread: Outdoor foldable SEAX chairs by DEDON offer chic yet comfortable seating that can withstand the elements, and the table is set with linens by SFERRA.



آموزشگاه انعکاس منبع جدیدترین اطلاعات ، مقالات و دوره‌های آموزشی دکوراسیون داخلی



below: The upper deck is supplied with colorful SFERRA towels for taking dips in the hot tub and Marimekko outdoor cushions for lounging.

feel too different or out of place. They love beautiful tables as well, so we spent a lot of time designing various tablescapes for breakfast, lunch and dinner. There are a lot of different chinas and tableware and linens on the yacht, so they can create different scenarios for each meal.

What did you need to keep in mind when decorating a yacht? Storage was one big consideration for everything. The yacht moves a lot, and there aren't many places to store things, so that meant no big duvet covers, less pillows and less decorative pieces. It was about keeping things minimal. Even thinking about the number of pillows or the different towels for the exterior decks and pool—where would they be stored when not in use? Where does everything go? You had to think about storage for things when they're not being used as much as you had to think about when they would be out for the family, and I also thought about it in terms of when the yacht would be traveling from one place to another. Another consideration was fabric—most of the fabrics for





left: Housing a bar and fridge, the upper deck also contains a seating area with outdoor foldable SEAX chairs by DEDON and punchy Marimekko pillows for grabbing a bite to eat or enjoying a drink. **below:** A chef prepares meals in the yacht's full kitchen, and a breakfast nook offers an additional eating area.



آموزشگاه انعکاس منبع جدیدترین اطلاعات ، مقالات و دوره‌های آموزشی دکوراسیون داخلی

 Enekas.Academy

 Enekas.Academy



“They wanted the yacht to be **REALLY COMFORTABLE** and to have the same **HIGH AESTHETIC**, quality, look and feel as all of their homes.”

—MARCIA TUCKER



آموزشگاه انعکاس منبع جدیدترین اطلاعات ، مقالات و دوره‌های آموزشی دکوراسیون داخلی

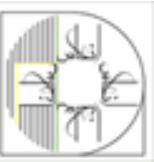
 Enekas.Academy

 Enekas.Academy





opposite: The indoor living room offers ample seating with throws and cushions by SFERRA, and a cabinet housing a pop-up TV turns the space into an entertainment room. **this page:** The living room is flanked by the outdoor dining area on one end and an indoor dining area on the other.





right: The various pillows add fun pops of color without taking up too much of the valuable storage space on board.

“Being on a boat and designing something **SURROUNDED BY WATER**, feeling like you’re **CONNECTING WITH NATURE** in a different way, felt like a bit of **MAGIC.**”

—MARCIA TUCKER



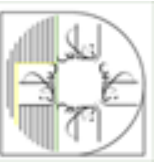


111 AUG 2020 alhome

آموزشگاه انعکاس منبع جدیدترین اطلاعات، مقالات و دوره‌های آموزشی دکوراسیون داخلی

 Enekas.Academy

 Enekas.Academy





this spread: The master suite was updated with sheets from SFERRA and a blanket by Loro Piana Home, and a chair by Poliform is pulled up to the built-in desk. The master bath, sited behind the bed, was stocked with towels by SFERRA.



آموزشگاه انعکاس منبع جدیدترین اطلاعات ، مقالات و دوره‌های آموزشی دکوراسیون داخلی

 Enekas.Academy

 Enekas.Academy



the social areas, like the living room, are indoor/outdoor fabrics so there's no stress when everyone is swimming or playing.

How does the indoor living and dining area work for the family?

Other than the dining chairs, everything is secured in this space. The living room opens up to an outdoor dining area, and the clients only eat inside if it's cold outside or the weather is bad. If they're entertaining, they'll use the indoor dining area for extra seating or use the table as a buffet to serve food—one member of the crew is a chef who cooks amazing meals in the kitchen. There's also a cabinet that divides the living and dining areas that features a pop-up TV, so this area also works as a TV room.

How did you choose the bedding for the master suite? I went with the same theme we had for the previous projects we've done for them, which was really clean, small details and a slight pop of color. We chose a pale icy blue with a little bit of gray, which both the husband and wife liked, and it complemented the art and the views of the water.

Looking at the bedrooms, did you begin with more and pare back, or did you start with very little to begin with? I approached each room

the same way I would approach a regular room, and then I said, "OK, how is this going to realistically work?" I spent a few days on the yacht with the captain and the steward who takes care of the bedrooms, and I talked to them to figure out logistics on how everything worked on a daily basis and how they stored things. And as you can see, we couldn't have too many pillows or things on the beds because there wasn't much space to store them at night. Bedding and tableware were the two most important things we did.

What plans do the clients have for the yacht now? The marina rules have been strict with the pandemic, so the yacht has been in storage. I do believe they have plans to maximize its use in the future. I think they're going to use it a lot more instead of spending a weekend in a hotel or going to a resort, and I think they're going to rethink the way they travel—on a yacht, you can be in your own quarters while traveling and enjoy it.

How does decorating a yacht compare to designing a home?

It's totally different—you have to have so much more knowledge of the space, and you have to study storage. In a home, you don't really think about where the clients are going to put the five sets of sheets





this page: In one of the daughters' rooms (above), the bed is dressed in linens by SFERRA, teal decorative pillows by Élitis and a throw by Loro Piana Home, while the boys' room (right) also features bedding by SFERRA as well as decorative pillows in leather by Roberta Schilling. **opposite:** Bed linens by Yves Delorme and decorative pillows by Élitis top the bed in the other daughter's room. SFERRA towels are stored in all of the en suite baths.



or the ten pillows. With this, you had to think so much about where things will go, and you had to imagine various scenarios—if it's raining, where does everything go? If they're traveling and there's a storm, how is everything secured? You also have to think about the exterior elements—you're much more conscious about specifying products that can withstand the ocean and the breeze. It's one thing to do outdoor furniture for a patio, but it's another to select outdoor furniture for a boat that's going to be out on the water. It takes a lot more time and care when designing for a yacht; it adds another layer. But knowing the clients so well, doing our due diligence and studying what we needed to know beforehand made the process much easier.

What made this project special for you? Being on a boat and designing something surrounded by water, feeling like you're connecting with nature in a different way, felt like a bit of magic.

—INTERVIEW BY LAUREN FETTERMAN

Resource:

Interior designer: Marcia Tucker Interiors, Greenwich; 203-409-3692;
marciatuckerinteriors.com



INTERVIEW WITH TORI LEGGE, STIRLING MILLS INTERIOR DESIGN | PHOTOGRAPHER CARMEL & ROBERT BRANTLEY

WHITEHOT

A LIGHT PALETTE AND AN OPEN FEEL bring the outdoors in for this FLORIDA GETAWAY



آموزشگاه انعکاس منبع جدیدترین اطلاعات، مقالات و دوره‌های آموزشی دکوراسیون داخلی

 Enekas.Academy

 Enekas.Academy





آموزشگاه انعکاس منبع جدیدترین اطلاعات، مقالات و دوره‌های آموزشی دکوراسیون داخلی

 Enekas.Academy

 Enekas.Academy





آموزشگاه انعکاس منبع جدیدترین اطلاعات، مقالات و دوره‌های آموزشی دکوراسیون داخلی


 Enekas.Academy

 Enekas.Academy





opposite: In the family room, swivel chairs from Mitchell Gold + Bob Williams, reupholstered in a Great Plains fabric, are pulled up to a set of Holly Hunt's Cachalot cocktail tables. The Saddlemans hide underfoot can easily handle spills. **this page:** Roberta Schilling's Banda mirror and a bench from AllModern create a sleek vignette in the foyer; custom pillows by Weitzner dot the family room sofa.



“The clients didn’t want much color; they wanted the **OUTDOORS** to be the **COLOR.**”

—TORI LEGGE

How do you know the clients? I had helped them do their home here in New Canaan, and right after that, they decided to join the Floridian National Golf Club down in Florida (the husband is a huge golfer) and custom-build this home there. They’re a lovely family and so great to work with.

Given that you live in Connecticut, how did you approach this project?

We did a lot remotely. The architect and builder were in Florida, and I went down there about four or five times for a few things during the project, but in terms of furniture layouts and things like that, we were able to easily manage that from here. We had a receiving house there, and we flew down for the two-day installation, which involved everything from unpacking forks and spoons to making beds—the glamorous part of our job! *[laughs]*

What were they looking for? The clients really wanted a palette that was super-clean, modern, simple and usable, and it’s a lot of white, as they

didn’t want much color; they wanted the outdoors to be the color. The front door is glass, so you can see all the way through to the back to the water, and the entire back of the house is all glass doors and windows. When you’re inside looking out, you just see the green grass and the bright blue water, and those are the colors that reflect back into the house.

What launched the design concept for you? The floors are the prettiest color—they’re a light stained oak—and the white just looked so good with them. The kitchen bleeds into the family room, so this area is really one large space. The client wanted an all-white kitchen, so that dictated everything we did with the furniture. We also did all polished chrome—for the light fixtures, the bar stools, everything—which is typical for houses on the water.

Tell me about this great room space—how did it come together?

We knew the client wanted two islands in the kitchen, and we needed



this spread: The family room flows into the spacious kitchen, and whitewashed oak floors run throughout the home. Floor-to-ceiling windows and glass doors blur the line between inside and out.



آموزشگاه انعکاس منبع جدیدترین اطلاعات ، مقالات و دوره‌های آموزشی دکوراسیون داخلی





آموزشگاه انعکاس منبع جدیدترین اطلاعات ، مقالات و دوره‌های آموزشی دکوراسیون داخلی

 Enekas.Academy

 Enekas.Academy





left: The all-white kitchen is accented with chrome lighting from YLighting, and the swivel counter stools are from AllModern. **opposite, clockwise from top left:** The dining area is furnished with a Wüd Furniture table and DWR chairs; a custom console helps to delineate the kitchen from the family room; chairs from Roberta Schilling and a custom ottoman covered in a Holland & Sherry fabric are glimpsed in the master suite, along with a cozy Kashwére blanket; next to the stacked-stone fireplace in the family room, a piece of custom art was placed above a credenza from Made Goods, and a custom wine cabinet is a conversation-starter.

the seating area in the family room, so we had to back that up a bit. The console behind the sofa helps to separate the two spaces. The bar stools are swivel chairs so you can turn around and watch TV. Most of the furniture throughout the house was custom, and we primarily used indoor/outdoor fabrics. Many of those fabrics are so amazing and so comfortable—you don't even know that they're indoor/outdoor fabrics. The rug in the family room is a cowhide, so spills wipe right up. When the weather is nice, the clients can open up all of the doors, and you have this seating area inside and all of these living spaces outside. Everything is very outdoor-protected.

Is that an area for wine storage off of the family room? Yes! It's amazing and so cool. This was really the husband—he primarily drove the design process for that piece, and he did such a great job. It's stainless steel, glass and metal, and you can open the door and step inside. There's wine storage along the back and on the sides, and it's temperature-controlled. Wine cellars can be a bit boring and traditional, and this is just an unexpected piece right there in the family room. It also works so well with the staircase nearby, with the metal and rivets on the side with the wood. It all just ties in together beautifully. The wine storage is a jewel of an art piece.



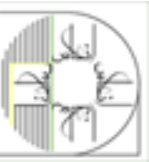


JUL/AUG 2020 at home

آموزشگاه انعکاس منبع جدیدترین اطلاعات، مقالات و دوره‌های آموزشی دکوراسیون داخلی

 Enekas.Academy

 Enekas.Academy





The outdoor living spaces look perfect for entertaining. The clients typically host quite a bit—he'll entertain for work and have guys down there to golf, and they also have other couples visit all of the time. There's a huge seating area with a TV, a ping-pong table, and four JANUS et Cie chairs pulled up to a round table, and just outside the master suite are two lounge chairs. There are then more lounge chairs by the pool and Adirondack chairs by the fire pit. The clients hired a landscape designer, and we went over all of those plans in terms of the hot tub being integrated into the pool and where the fire pit and outdoor grill would be. The grass in the back is all Astroturf, so you're not having mowers get grass into the pool. It's definitely indoor/outdoor living for a winter in Florida.

above: Sleek RH sofas provide plenty of seating for outdoor entertaining and TV watching.
opposite: JANUS et Cie lounge chairs are primed for poolside relaxation.





Their master suite looks so relaxing. The clients wanted it to be super comfortable. There are a few blue accents in there and a couple of really great chairs. There is a breakfast bar area, and you go back through to a big walk-in closet, which leads into the master bath. The master suite is on the first floor, and then upstairs there are three additional bedrooms and a large terrace with two different seating areas.

What element made the biggest impact in this house? Architecturally, I love all of the glass and all of the openness—I would live in a glass box if I had my choice! I like the feeling of it being so open and airy and being able to see the outdoors so much. I also love the staircase with the glass front door and the glass back doors. Furniture-wise,






آموزشگاه انعکاس منبع جدیدترین اطلاعات، مقالات و دوره‌های آموزشی دکوراسیون داخلی

 Enekas.Academy

 Enekas.Academy





left: Adirondack chairs from DWR surround the fire pit.
above: In the master suite, a bed from RH is dressed in neutral Matouk bedding for a serene feel. Lamps from Made Goods top nightstands from Holly Hunt.





آموزشگاه انعکاس منبع جدیدترین اطلاعات ، مقالات و دوره‌های آموزشی دکوراسیون داخلی

 Enekas.Academy

 Enekas.Academy





“A lot of the pillows and throws were about bringing in **TEXTURE**, so there’s a tonality to it. There are so many elements that layer in **COZINESS**.”

—TORI LEGGE

this spread: Four JANUS et Cie chairs and a table from RH form another seating area for outdoor entertaining.





above: RH loungers are just steps outside the master suite on the first floor.

I love swivel chairs; you can turn around in them and see inside and out. The white mesh lounge chairs near the pool are so easy and low-maintenance, and you're not dealing with cushions. I also love the Roberta Schilling chairs at the end of the bed in the master suite. Overall, I just like the way the house feels. I'm kind of afraid of color [laughs], so my dream house is all white and glass. A lot of the pillows and throws were about bringing in texture, so there's a tonality to it. There are so many elements that layer in coziness.

How did installation go? A coworker and I flew down, did everything and then came home, and the clients came down the following weekend. They were so happy and totally pleased. It's the best part of our job, when it all comes together so nicely. —INTERVIEW BY LAUREN FETTERMAN

Resources:

Interior designer: Stirling Mills Interior Design, New Canaan; 203-594-9596; stirlingmills.com

Architect: GarciaStromberg | GS4Studios, West Palm Beach, FL; 561-478-5855; garciastromberg.com

Builder: Bill Daly, Carrere General Contractors, Hobe Sound, FL; 772-545-2112; carrere.com

Developer: Floridian National Golf Club, Palm City, FL; 772-678-4063; floridian.cc



advertisers index

BUILDING & HOME IMPROVEMENT

California Closets, californiaclosets.com	9
Gault Family Companies, gaultstone.com	Cover 4
Michael Smith Architects, michaelsmitharchitects.com	3
Ring's End, ringsend.com	2
Robert A. Cardello Architects, cardelloarchitects.com	5
Tanner White Architects.	Cover 3
Vicente Burin Architect, LLC, vbarchitect.com	17

DECORATING & HOME FURNISHINGS

Amy Aidinis Hirsch, amyhirsch.com	Cover 2, 1
Ayr Barns, ayrbarns.com	11
Bender, bendershowrooms.com	4
Forehand + Lake Interior Design, forehandlake.com	7
Richard Gene Barbera, richardgenebarbera.com	17
Roughan Interiors & Home. roughaninteriors.com	13

LANDSCAPING, NURSERY + FLORIST

Renée Byers Landscape Architect, reneebyers.com	15
---	----

EVENTS

A-list Awards, athomefc.com	20, 21
---	--------

SAVE THE DATE

VIRTUAL AWARDS PROGRAM

ATHOMEFC.COM

athome
a-list
awards

SEPT. 16
DETAILS TO COME!

Sponsors



SERENA & LILY

JUL/AUG 2020 athome

آموزشگاه انعکاس منبع جدیدترین اطلاعات، مقالات و دوره‌های آموزشی دکوراسیون داخلی

Enekas.Academy

Enekas.Academy



last word / FUN IN THE SUN

DESIGN PROS SHARE HOW THEY'RE MAKING THE MOST OF SUMMER



**AMY AIDINIS
HIRSCH**

AMY AIDINIS HIRSCH
INTERIOR DESIGN
amyhirsch.com

Summer brings so many celebrations, especially when my birthday and anniversary fall two weeks from each other—it's a season to rejoice! Our home is our sanctuary, and as we continue to gather in place, we'll do so around our fire pit, a sunken retreat full of laughter, conversation and a dance party!



**DOUGLAS
GRANETO**

DOUGLAS
GRANETO DESIGN
douglasgraneto.com

This year more than ever, I'm looking forward to spending time with my family on Watts Bar Lake in Tennessee. It's an annual gathering filled with cooking, swimming and fun antics enjoyed by all. As the day comes to an end, we lounge on the dock to watch the sun fall behind the Cumberland Mountains, and then do it all over again the next day. Pure joy.



**CHRISTINA
LAKE**

FOREHAND + LAKE
forehandlake.com

Our family is being adventurous a little closer to home this summer. We'll be traveling to Acadia National Park in Maine and seeing family (from a distance!) along the way. The plan is to take in the fresh mountain air with lots of hiking and biking, appreciating the moments we have together and everything around us. The kicker is that our home base will be a luxury RV!



**KATHY
HODGE**

SAGE
DESIGN
sagedesign.com

I grew up going to the beach every day. We played tennis, swam and ate dinner at our little beach club. The beach reminds me of those long summer days filled with carefree time. This photo is my adult version of those summers—sitting on the beach with someone I love, sipping a drink and watching the day come to an end.



**JILL
KALMAN**

JILL KALMAN
INTERIORS
jillkalmaninteriors.com

This summer will be different for sure. I'll miss my travels to Rhode Island and Maine, but I'm looking forward to making new memories. Our deck will become another everyday room in the house. From dining to sunbathing, reading, working and enjoying a great cocktail, this will be where we spend more time than ever. Maybe that's a nice thing, because last year I realized we were gone most of the summer and didn't use the deck once! Cheers!



**GEORGE
SNEAD**

WAKEFIELD DESIGN
CENTER
wakefelddesigncenter.com

Summer has always been about spending time with friends and family. At the end of the day, what else matters? I have strong family connections to Mid-Coast Maine, so I'll be spending as much time there as possible. It goes without saying that our local lobster shack is a perfect place for social distancing—outdoor picnic tables with lobster right out of the ocean!



**CINDY
RINFRET**

RINFRET,
LTD.
rinfretltd.com

This summer I'm all about celebrating my beautiful view of Long Island Sound and making the most of it. A simple dinner outside can feel so special and memorable with just a few thoughtful touches. I take inspiration from my water view and create a tablescape with blues that heighten the beauty of the surrounding landscape. Fresh cut flowers from the garden and candlelight complete the scene. Now more than ever, it's important to create celebratory moments whenever you can.

AMY HIRSCH: NEIL LANDINO (PHOTO); MIKIT, INC. (PORTRAIT); KATHY HODGE: KRISTIN MILLER (PORTRAIT); JILL KALMAN: JULIA DAGS (PORTRAIT); GEORGE SNEAD: STEPHANE KOSSMANN (PORTRAIT); CINDY RINFRET: NEIL LANDINO (PORTRAIT)

آموزشگاه انعکاس منبع جدیدترین اطلاعات، مقالات و دوره‌های آموزشی دکوراسیون داخلی

Enekas.Academy

Enekas.Academy



TANNER WHITE ARCHITECTS

آموزشگاه انعکاس منبع جدیدترین اطلاعات، مقالات و دوره‌های آموزشی دکوراسیون داخلی

 Enekas.Academy

 Enekas.Academy





Gault
FAMILY COMPANIES

STONE & LANDSCAPE SUPPLIES

Exceptional Products, Personal Service

WESTPORT SHOWROOM

203.227.5181

BETHEL SHOWROOM

203.790.9023

gaultstone.com



آموزشگاه انعکاس منبع جدیدترین اطلاعات ، مقالات و دوره‌های آموزشی دکوراسیون داخلی

 Enekas.Academy

 [Enekas.Academy](https://www.instagram.com/Enekas.Academy)

