

More Ideas ♥ More Tips ♥ More Style *What's inside matters most...*

BRITAIN'S BESTSELLING
HOMES MAGAZINE

MAY 2016 £3.80

Ideal Home

987 SIMPLE IDEAS FOR STYLISH LIVING

74-PAGE SPECIAL

BEAUTIFUL READER HOMES

Explore real houses
& renovation projects

GENIUS FINDS
FOR ORGANISED
KIDS' SPACES

0 5 >
7 70019 136304
£3.80
MAY 2016
Recall: 25/04/16
US \$8.99 AUS \$9.95 NZ \$11

Create a home you love



♥ How To Arrange Pictures ♥ Retro Chic For £80
آموزشگاه انعکاس منبع جدیدترین اطلاعات، مقالات و دوره‌های آموزشی دکوراسیون داخلی

Enekas.Academy

Enekas.Academy



آموزشگاه انعکاس منبع جدیدترین اطلاعات، مقالات و دوره‌های آموزشی دکوراسیون داخلی

 Enekas.Academy

 Enekas.Academy



next
HOME

next.co.uk/home



آموزشگاه انعکاس منبع جدیدترین اطلاعات، مقالات و دوره‌های آموزشی دکوراسیون داخلی

 Enekas.Academy

 Enekas.Academy



In this issue...

...find ways to reinvigorate your home with *nature-inspired designs* (page 10); refine your scheme with *beautiful basics* that will stand the test of time (page 30) and update a kid's room with cool *Scandi-style* buys (page 14). Discover ways to give your home a personal touch with our guide to *display ideas* (page 52) and find *upcycling inspiration* with our genius Ikea hacks on page 150. Plus, don't miss Girl About Tech's *gorgeous new pages*, packed full of insider knowledge and *savvy buys* (page 171). Enjoy!



ON THE COVER VOLUME 192 ISSUE 3

Step inside four inspiring homes and discover nine impressive renovation projects

Give your home more personality with our foolproof display ideas

Transform simple Ikea designs with these easy but effective tricks



Find this season's must-have picks, from cool concrete to archive prints

Reinvent a kid's room with these stylish and practical buys

Take a look at six amazing kitchen and bathroom makeovers

STYLING SARITA SHARMA PHOTOGRAPH DOMINIC BLACKMORE



READ THIS ON YOUR TABLET

Download your digital edition at housetohome.co.uk/idealthome magazine



122

Give your kitchen
a designer look
on a smart budget

REAL HOMES

- 62 'Every Piece In Our Home Tells A Story'
- 74 'Our Home Is Perfectly Imperfect'
- 86 'It's A Blend Of New And Unusual'
- 98 'We Mixed French And British Styles'
- 113 Property Projects
- 116 Extreme Transformations
- 122 'It's Full Of Amazing Details'
- 128 'We Wanted A Kitchen We Could Entertain In'
- 132 'We Made Use Of Wasted Space'
- 138 'Subtle Elegance Was Our Aim'
- 142 'A Simple Reshuffle Created More Room'
- 146 'A New Shower Changed Everything'

SEASONAL LIVING

- 150 Upgrade Your Ikea Basics
- 155 Throw A Street Party
- 157 Clean Your Windows
- 158 In The Kitchen
- 160 Do More With Eggs
- 168 In The Garden
- 202 Five Free Greens To Forage For

INNOVATION

- 171 This Month's Most Wanted
- 173 The Hi-Tech Way To Break Free From The Office
- 177 You'll Love This: Traveller's Compact Camera
- 179 How To Watch TV Online
- 181 How To Buy The Best Washing Machine

REGULARS

- 7 Editor's Letter
- 8 Subscribe Today From Just £27.49
- 175 Save 20% At Christy
- 176 Enjoy 20% Off At Sharps
- 178 Get 20% Off At Brewers Decorator Centres
- 180, 182 & 184 Reader Offers
- 185 Claim Your Free Fuchsia Plants

SHOPPING IDEAS

- 10 Mood Of The Moment
- 13 Everybody's Doing
- 14 Look What We Found!
- 17 The Next Big Thing
- 19 Design Report
- 21 High Street Heroes

- 38 Cash Clever Decorator
- 42 Hotel Spy
- 44 Colour School: Teal & Tomato
- 48 Pick The Perfect Pattern
- 52 Smart Ideas For Displays

ROOM IDEAS

- 26 Be Inspired By Our Moodboards
- 30 Start A Collection Of Beautiful Basics

38

Shop savvy
to get a
Scandi look
for less



SHOPPING DIRECTORY
FOR WHERE TO BUY ITEMS
FEATURED IN IDEAL HOME, TURN TO **PAGE 200**



MOMENTS OF COLOUR

Little Greene®

— PAINT & PAPER 1773 —

Order your colourcard & samples, or find your nearest stockist at littlegreene.com

In association with



ENGLISH HERITAGE

London - 3 New Cavendish Street, Marylebone W1G 8UX T: +44 20 7935 8844

PARIS - 21 rue Bonaparte, 75006 T: +33 1 42 73 60 81

MUNICH - Ottostrasse 5, 80333 München T: +49 89 5506 5757



آموزشگاه انعکاس منبع جدیدترین اطلاعات، مقالات و دوره‌های آموزشی دکوراسیون داخلی

 Enekas.Academy

 Enekas.Academy





My to-do list for May

The things I'll be planning, doing and shopping for this month

Tech is taking over my life at the moment, with a big purchase on the cards, a digital-photo overload

to tackle and some rather exciting developments to share with you...

TALKING TECH If you're a 'flick-from-the-back' kind of magazine reader, you'll have noticed that our technology pages look a bit different this month. It took a lot of head scratching and a bit of bickering, but we're mighty pleased with our do-over. Ideal Home's tech expert, Amy, has also rebooted her blog to match, so visit girlabouttech.com for no-nonsense buyer's guides, tech tips, best buys and solutions – they all come with a jargon- and geek-free guarantee.

STARTING A WISH LIST Amy and I took an early morning tour of the technology department at John Lewis's Oxford Street store in London recently with the company's electricals buyer. It felt a bit like when designer boutiques close for Madonna or the Kardashians to shop, but without the paparazzi. Or the bodyguards. Or the couture. But it was fascinating to get the lowdown on the big stories (health tech, smart homes, HDR telly...) with no crowds, time pressure or bored children in tow. I was also taking notes for my own tech wish list – my mobile won't take voicemails anymore, my white goods are beyond their warranties and my cathode-ray TV

is possibly a collectible now, so I'm saving for a panic-purchase or three this year!

DOING A PHOTO EDIT

I seem to have been cast in the role of tech guru in my parents' lives, which means I've had to familiarise myself with the 'Settings' menus of their growing collection of smartphones, iPads and Fitbits. I regularly find myself clearing storage space by deleting the hundreds of photos and videos the littlest Richmonds have taken of themselves gurning, singing Disney songs and wiggling loose teeth. And, now that we've all mastered iCloud (sorry, we're an Apple, not Android family...), every single shot is backed up across our devices, filling them up even quicker! One of my bank-holiday-weekend projects will be to do a mass edit and reorganise, compile the best into photo books at jessops.com and, finally, choose a handful of them to frame and hang. If you're in the mood for a different kind of project, look at page 150 – we've devised some simple upcycling ideas using basic Ikea buys that will add a new twist to your home.

Vanessa

Vanessa Richmond, Editor



Free digital photos from your phone and create a display

Find tech that makes life run smoother at girlabouttech.com



JOIN THE IDEAL HOME COMMUNITY



FIND US ON FACEBOOK
[facebook.com/idealhomemagazine.co.uk](https://www.facebook.com/idealhomemagazine.co.uk)



FOLLOW US ON TWITTER
[@idealhome](https://twitter.com/idealhome)



ENJOY OUR BLOGS
Homeshoppingspy.com and Girlabouttech.com



SUBSCRIBE AT
magazinesdirect.com



DOWNLOAD OUR DIGITAL EDITION
for iPad, Kindle Fire, Nook and Google Play

PHOTOGRAPHS TIMEINCUKCONTENT.COM



HELLO, WE'RE IDEAL HOME!

Together, we are a team of... multitasking mums, independents, wise empty nesters, single ladies (*'all the single ladies...'*), attached ladies, fierce Millennials, mellow mid lifers, property owners, free spirits, animal lovers, star bakers, crafters, DIY champions, health nuts, sofa slobbers, geeks and goddesses... but, above all, we're passionate home makers. Nice to meet you!

♥ Go to housetohome.co.uk/idealhomemagazine to see more of what we do – you can sign up to our treat of a weekly newsletter there, too...

آموزشگاه انعکاس منبع جدیدترین اطلاعات، مقالات و دوره‌های آموزشی دکوراسیون داخلی

Ideal Home *subscription offer*

Subscribe today from just £27.49! *That's just £2.29 an issue*



Treat yourself to a copy of Ideal Home – the nation's favourite homes magazine every month with this amazing offer. As you know, we pack each issue full of style ideas, expert decorating advice and unmissable seasonal inspiration, and what's more, as

a subscriber you can enjoy your very own sneak preview before each issue hits the shops. We know how much you demand value and quality, so we've come up with a fantastic offer this month.

Make sure you never miss an issue of Ideal Home by subscribing now! Subscribe today and get 12 issues of your favourite magazine from just £27.49,

which is just £2.29 an issue!

Plus you'll get every magazine delivered straight to your door.

Vanessa

Vanessa Richmond,
Editor, Ideal Home

*Subscribe to
Ideal Home today*

Never miss an issue of **Britain's best-selling homes magazine**

Each issue is packed with the best **reader homes, home-improvement ideas and decorating and shopping tips**

Luxury home delivery, every month

Go Digital! Download your magazine right away.

Every subscription package includes access to the digital version for iPad and iPhone*

3 easy ways to subscribe

- ❖ *Online at magazinesdirect.com/ihmay16*
- ❖ *Call 0330 333 4555, quoting code 20E*
Lines are open seven days a week from 8am to 9pm (UK time)
- ❖ *By post, using the form on the right*

THE DIRECT DEBIT GUARANTEE. This Guarantee is offered by all banks and building societies that accept instructions to pay Direct Debits. If there are any changes to the amount, date or frequency of your Direct Debit, Time Inc. (UK) Ltd will notify you 10 working days in advance of your account being debited or as otherwise agreed. If you request Time Inc. (UK) Ltd to collect a payment, confirmation of the amount and date will be given to you at the time of the request. If an error is made in the payment of your Direct Debit, by Time Inc. (UK) Ltd or your bank or building society, you are entitled to a full and immediate refund of the

آموزشگاه انعکاس منبع جدیدترین اطلاعات، مقالات و دوره‌های آموزشی دکوراسیون داخلی

 Enekas.Academy

 Enekas.Academy





Ideal Home

subscription invitation

SEND TO Ideal Home Subscriptions, FREEPOST RTKA-YLJG-HAAK, Time Inc. (UK) Ltd, Rockwood House, 9-16 Perrymount Road, Haywards Heath, West Sussex RH16 3DH (No stamp needed)

YES! I would like to subscribe to Ideal Home:

- BEST OFFER!** UK Direct Debit: Pay just £27.49 per year, saving 43% (full price £49)
- 1 year cash/credit/debit card: Pay just £29.99, saving 38% (full price £49)
- 2 years cash/credit/debit card: Pay just £55.49 (24 issues), saving 43% (full price £98)

Overseas subscribers save up to 38%, please visit magazinesdirect.com/ihmay16 for details.

YOUR DETAILS

Mrs/Ms/Miss/Mr Forename

Surname

If you would like to receive emails from Ideal Home and Time Inc. (UK) Ltd containing news, special offers and product and service information and, occasionally, take part in our magazine research via email, please include your email below.

Email

Address

Postcode

Home telephone (inc area code)

Would you like to receive messages to your mobile from Ideal Home and Time Inc. (UK) Ltd containing news, special offers, product and service information, and take part in our research? If yes, please include your mobile phone number here.

Mobile DOB

TO GIVE A GIFT SUBSCRIPTION

Please fill out the recipient's details below and your details above. To give more than one subscription, please provide address details on a separate sheet.

Mrs/Ms/Miss/Mr Forename

Surname

Address

Postcode

THREE EASY WAYS TO PAY

1. Simply complete the Direct Debit instruction below
2. I enclose a cheque/postal order made payable to Time Inc. (UK) Ltd for the amount of £
3. Please debit my:

MasterCard Visa Visa Debit Amex

Card No:

Start date (Maestro only) Issue No (Maestro only) Expiry date

Signature: _____ Date: _____
(I am over 18)

£27.49 PER YEAR BY DIRECT DEBIT 
Instruction to your bank or building society.
For office use only. Originator's reference: 764 221

Name of bank

Address of bank

Postcode

Account name

Sort code

Account no

Please pay Time Inc. (UK) Ltd Direct Debits from the account detailed on this instruction subject to the safeguards assured by the Direct Debit Guarantee. I understand that this instruction may remain with Time Inc. (UK) Ltd and, if so, details will be passed electronically to my bank or building society.

Signature _____ Date _____
(I am over 18)

*The digital version comes free with the print edition of your subscription and is available strictly on a trial basis. Time Inc. (UK) Ltd reserves the right to withdraw free access to the digital version at any time. The offer is open to new subscribers only. The final closing date for all orders is 31 May 2016. Please allow up to six weeks for delivery and eight weeks for overseas orders. The free digital version can be withdrawn at any time during the subscription period. Direct Debit offer is available to UK subscribers only. The full subscription rate is for one year (12 issues) and includes postage and packaging. If the magazine ordered changes frequency per annum, we will honour the number of issues paid for, not the term of the subscription. Credit/debit card charges will be taken in sterling. The Rewards scheme is available for all active print subscribers of magazines published by Time Inc. (UK) Ltd, free of charge. It is also available to digital subscribers as long as the subscription has been purchased directly through the publishers at magazinesdirect.com. Only the recipient of the subscription is entitled to access Rewards. While most offers are only available in the UK, some will be open to subscribers based overseas. Full terms and conditions are available at mymagazinerewards.co.uk. For enquiries and overseas rates, contact magazinesdirect@quadrantsubs.com or call +44 330 333 0233. Ideal Home, published by Time Inc. (UK) Ltd, will collect your personal information to process your order. Ideal Home and Time Inc. (UK) Ltd would like to contact you by post or telephone to promote and ask your opinion on our magazines and services. Please tick here if you prefer not to hear from Time Inc. (UK) Ltd. Time Inc. (UK) Ltd may occasionally pass your details to carefully selected organisations, so that they can contact you by telephone or post with regards to promoting and researching their products and services. Please tick here if you prefer not to be contacted Time Inc. (UK) Ltd, which publishes Ideal

Refresh your
New ways to do Modern
Pretty Vintage
Simple Glamour

Monthly extras,
exclusive to
subscribers

Rewards

Every month, enjoy new offers, giveaways and prizes at rewards.idealhomemagazine.co.uk. With access to our FREE rewards and to the digital version of your magazine, your subscription will pay for itself in no time.



Fill this pretty Socker indoor greenhouse, £12 from Ikea, with delicate seedlings, succulents or herbs for a lovely green display

Rule of three
Display them in a row for maximum impact
Stack vase trio, £45, LSA International



Snuggle up
Keep a cream fern-print throw close to hand
Botanist woven throw, £14, Sainsbury's



Nature's table
Bring the outside in with a botanical print
Fern Panel 1 framed in natural ash, £66, Deborah Schenck range, King & McGaw



Simple stoneware
Give rustic style a modern feel
Core green mugs, £3.50 each, Marks & Spencer



Good wood
Natural tones will bring warmth to a room
Chip wood basket, £50, Croft collection range, John Lewis



Mirror image
Bounce lots of light around the room
Bamboo circle mirror (diameter 50cm), £40, Next



Light relief
A clever space-saving storage solution
Buxton floor lamp, £180, Next



Time for tea
Add texture with accessories
Natural canvas teapot, £60, Denby



Take a leaf
Include a splash of zingy green on a sofa
Mercia trees cushion, £14.99, Dunelm



Feather soft
Introduce delicate motifs
Bingley armchair in Savoury on White Feathers, £870, Sofa.com

Mood of the moment

Bright and airy

“ Create a light, fresh space to enjoy sunny, drawn-out days. Team natural woods with easy-going greens and touches of classic pattern ”

MICHELA COLLING, STYLE EDITOR



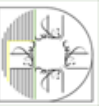
FOR WHERE TO BUY ITEMS SHOWN, TURN TO OUR SHOPPING DIRECTORY

◆ Follow our blog homeshoppingspy.com for more style news, ideas and fabulous finds ◆

آموزشگاه انعکاس منبع جدیدترین اطلاعات، مقالات و دوره‌های آموزشی دکوراسیون داخلی

Keep things pale and pretty for spring with a soft cream background and fabrics and upholstery in fresh green tones

Chatsworth sofa in Chester Hedgerow, £1,800;
Lyneham coffee table, £700; Elgin side table, £85;
curtains made in Willow Leaf Hedgerow, £36 per m;
Helmsley rug, £250;
garden birds printed vase, £28; all Laura Ashley



Relax & Unwind



**Arlo &
Jacob**

Sofas for life

visit us at arloandjacob.com

call us on 03331 226 896

or pop by our showroom



A range of styles starting from £735

آموزشگاه انعکاس منبع جدیدترین اطلاعات، مقالات و دوره‌های آموزشی دکوراسیون داخلی

 Enekas.Academy

 Enekas.Academy





Shine a light
Hang over a dining table in an industrial-style scheme
Grey Aero pendant light, £70, BHS



Dine in urban style
Hudson concrete table, £1,395; Arundel bench, from £550; both Neptune



Timely choice
Display it in the kitchen fixed to a bare-brick wall
Piatto concrete/copper clock, £50, Umbra range, Amara



Solid buy
The leather handle adds an artisan feel
Concrete storage jar, £20, Object Style



Reflect on it
A large mirror will open up a small space
Concrete rectangle wall mirror, £495, John Lewis

Everybody's doing Concrete finishes



“This basic building material has been totally transformed. Its smooth surface gives objects a sleek, industrial edge and also taps into the trend for raw materials”

HOLLY CATFORD, ACTING STYLE & DECORATING ASSISTANT

Mint chip
Can also double up as a chic vase
Concrete candle holder, £23, Henrik Ilfeldt for Korridor range, Clippings.com



Hot pot
Plant with a succulent once the candle has burned out
Concrete jar candle, £5, B&Q



Sitting pretty
Use inside or as an outdoor side table
Galet cement stool, £50, Habitat

Sturdy style
Tough storage for magazines
Concrete magazine rack, £115, Lyon Beton range, Amara



Coloured corners
Line up on a windowsill or mantelpiece to make a smart display
Concrete candle holders, £6 each, Motoroto range, Dawanda



Block party
A simple yet striking design
Concrete cube lamp with grey felt shade, £125, Furnish.co.uk



Top table
Take it out into the garden in summer
Shysie round tray table, £55, Out There Interiors

FOR WHERE TO BUY ITEMS SHOWN, TURN TO OUR SHOPPING DIRECTORY

◆ Follow our blog homeshoppingspy.com for more style news, ideas and fabulous finds ◆

آموزشگاه انعکاس منبع جدیدترین اطلاعات، مقالات و دوره‌های آموزشی دکوراسیون داخلی



Prickly pal

Teach them how to tell the time with the help of this cute critter
Spike natural wooden hedgehog wall clock, £20, Habitat

FOR WHERE TO BUY ITEMS SHOWN, TURN TO OUR SHOPPING DIRECTORY

Striking light
Go for a modern night-light
Lightning bolt light, £65, White Rabbit England



Stand tall
A stylish way to record how fast your little ones are growing
Up In The Clouds height chart, £18, Rastall & Daughters

Green stripe
Soften hard flooring for comfy playtime
Striped cotton rug, £14.99, H&M



Wrap star
Keep kids cosy after bathtime
Grey star-print dressing gown, £14.99, H&M

Look what we found! Cool stuff for kids



“ Time to update your little one’s bedroom? Give it lasting style and a fun feel with a Scandi look featuring pastels, pale woods and cute motifs ”

HOLLY CATFORD, ACTING STYLE & DECORATING ASSISTANT



Sleep tight
They’ll want a sleepover every night with this super-stylish bunk bed
Perch bunk bed, £1,195, Oeuf NYC range, Nubie



Dots of fun
Make up the bed with fun linen
Terra boudoir pillow, £25, Olli Ella

Name game
Encourage kids to clear away toys at the end of the day
Personalised kids’ toy box, £37, Plantabox



◆ Follow our blog homeshoppingspy.com for more style news, ideas and fabulous finds ◆

آموزشگاه انعکاس منبع جدیدترین اطلاعات، مقالات و دوره‌های آموزشی دکوراسیون داخلی



Gentle touch

Decorate in soft pastel tones for a look that suits both boys and girls
Teepee Geo rug, £349;
Stardust garland, £19.50;
Pitter Patter play blanket/quilt, £59; all Olli Ella



‘The cute characters make this look perfect for little ones, but the simple prints and palette will last well beyond early years’

MICHELA COLLING, STYLE EDITOR

Flying elephants

Provide a fun distraction over a cot, bed or nursing chair
Flensted Elephant mobile in Pastel, £21,
The Scandinavian Shop

Cloud nine

Use it as an art table for your children or to host after-school tea parties
Cloud coffee table, £179,
Pygmy Cloud

Rainy days

This pretty print is also available on a fabric
April showers 111269 wallpaper, £28 per roll, Guess Who? collection, Scion

Show house

Just the thing for displaying mini toys and treasures in style
Gesso doll's house shelf, £65, Cox & Cox

Care bear

They'll love snuggling up to this cuddly little fellow

White softie toy polar bear with pompom, £16,
Dawanda

Bright bunny

Choose from a selection of coloured cords
Rabbit table lamp, £95, White Rabbit England

Take a seat

Specially designed with children's comfort in mind
DAW chair in Peppermint, £35, Cult Furniture

Quilted comfort

A classic print to suit newborns and older
Yellow and black triangle quilt, £43, Nobodinoz range, Smallable

IDEAL **V** GREAT DEAL

Get the look whatever your budget



£59

Pack away
Store toys or nursery essentials inside

Yellow teepee basket, Olli Ella



£24.99

Clear clutter
Makes a stylish laundry basket for little ones

Basket with lid, HomeSense

◆ Follow our blog homeshoppingspy.com for more style news, ideas and fabulous finds ◆

آموزشگاه انعکاس منبع جدیدترین اطلاعات، مقالات و دوره‌های آموزشی دکوراسیون داخلی



With optional whirlsystem

Bathtub rim functions as storage space

Touch-free light switch

Raised tap platform

Soft head rest

Shower-toilet seat with remote control

Seamless and easy to clean acrylic panel

Drawer with push-open technology

Anti bacterial ceramic glaze

Flexible interior system

Rimless toilet technology



10 Designers
more than
200 bath ideas
332 pages

Order for free on www.duravit.co.uk

P3 COMFORTS. COMFORT FOR ALL THE SENSES.

The P3 Comforts series from Duravit and Phoenix Design provides the ultimate comfort – in its look, its feel and its function. The thin edges and delicate shapes of both washbasin and bathtub, are as characteristic as they are comfortable. The generous width of the toilet provides 20mm of additional seating comfort. A perfect match is the bathroom furniture range L-Cube. More on www.duravit.co.uk



Icy tones
Iceland-inspired
watercolour print
Impressionist
lampshade, £70,
Bluebellgray



Blurred lines
Reactive glazes
create layers
Small Landscape
jug in green, £19,
Reiko Kaneko



Reflective style
Mirroring light on water
Tidal rug, £580 per sq m,
David Rockwell range,
The Rug Company

Give walls a subtle
sunset effect with a
watercolour wall panel
Gryning wall panel
(H270cm x W45cm),
£242 for five panels,
Carl collection, Sandberg
range, Wallpaperdirect



FOR WHERE
TO BUY ITEMS
SHOWN,
TURN TO OUR
SHOPPING
DIRECTORY

The next big thing

Organic layers



“These serene designs are inspired by naturally formed linear patterns”

MICHELA COLLING, STYLE EDITOR

THE STORY SO FAR The natural elements are the story behind the latest trend for soothing pattern, with designers citing the disordered layers seen in clouds, seascapes and landscapes, as well as agate and precious stones as their inspiration. The result is flowing and organic linear patterns in watery ombre and marble effects. Colour palettes vary from the cool, pastel tones of icy landscapes to the deep hues of dusky sunsets, with rose quartz, pale amethyst and earthy ochre all playing a part.

FABRICS AND WALLPAPERS

This fluid theme lends itself beautifully to ethereal fabrics and wallpapers. Bluebellgray's recent collection, Impressionist, takes its inspiration from Iceland's landscape and uses the signature watercolour style to create lovely

cloud-like layering. Casadeco's Innocence collection includes the cloud-print wallpaper Nuage and the misty layered Crepuscule wall panel. Fabric brand Boeme has played with painting techniques to create the Tide cushion covers, while the Akaishi collection, new from Zoffany, features designs that reflect Japan's stunning scenery.

ARTISAN ACCESSORIES

We spotted ceramicist Olivia McGill at craft and home fair Top Drawer earlier this year – she experiments with coloured glazes and oxides to create fluid, overlapping layers, as does Reiko Kaneko in her Studio Glaze collection. The glass pieces in Voyage Maison's Elemental range are created using a mix of coloured glass and metals, resulting in swirling layers of matt and gloss finishes on lamps and vases.



Low tide
Abstract layers of sea and sky
Dusk Tide velvet cushion,
£70, Boeme

Earthy hues
Glazed by hand
for a unique finish
Blue and brown
mug, £30, Olivia
McGill Pottery
range, Etsy



Frosted finish
Precious gem tones
Sabriel vase in Moonstone;
Sabriel vase in Olivine;
both £42.50 each,
Voyage Maison

Up in the clouds
Embrace the elements
Sansui wallpaper (top), £90
per m, Zoffany. Cielo wallpaper
panel in Jade, £213 for four
panels, Designers Guild



◆ Follow our blog homeshoppingspy.com for more style news, ideas and fabulous finds ◆

آموزشگاه انعکاس منبع جدیدترین اطلاعات، مقالات و دوره‌های آموزشی دکوراسیون داخلی



COOKING PASSION SINCE 1877



SLIDE & HIDE® NOW WITH PYROLYTIC SELF-CLEANING.

The only oven with the disappearing door now cleans itself too.

For Sophie, her kitchen is a place to be inspired, a place where new creations are explored. For her, a messy kitchen is the mark of a good cook.

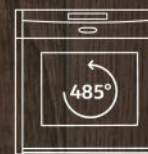
The Pyrolytic self-cleaning cycle is a high-temperature cleaning function that blasts grease, splatter and spillages into ash, which can then simply be wiped away, leaving Sophie's much used oven looking like new. Allowing Sophie to concentrate on her next culinary creation, not the cleaning.

See how our Slide&Hide® Pyrolytic ovens deal with splatter and spillages at www.neff.co.uk/slideandhide

Cooking inspires people. People inspire us.



MESS



HEAT



CLEAN

آموزشگاه انعکاس منبع جدیدترین اطلاعات، مقالات و دوره‌های آموزشی دکوراسیون داخلی

Enekas.Academy

Enekas.Academy





‘Inspired by artisan style, our new range contrasts earthy and organic textures with energetic prints and washed-out neon tones for an offbeat and fluid vibe’

OLIVER TRESS, FOUNDER AND MANAGING DIRECTOR OF OLIVER BONAS

Calico three-seater sofa, £1,095, 1958 range; cushions, from £26 each; Kilim rug, £150; dhurrie patterned rugs, from £32 each; blue wire stool, £275; all Oliver Bonas



Oliver Tress, founder of Oliver Bonas

DESIGN REPORT

FYI, there's more to Oliver Bonas than meets the eye

While it's long been our go-to for gorgeous gifts and greeting cards, Oliver Bonas is fast becoming a high-street favourite for furniture and homeware buys, too. Starting out in a small shop in West London during the Nineties, the British lifestyle brand's founder Oliver Tress kicked it all off by bringing back unusual gifts for friends from his travels. With his creative flair

and eye for buying, he has since cemented Oliver Bonas's reputation as a homeware hot spot.

After the brand launched its hugely popular velvet tub chair in 2009, it has continued to deliver beautifully designed furniture at affordable prices. Fresh for 2016, its 10th furniture range welcomes the space-conscious Studio collection, which sits perfectly

alongside carefully curated seating, tables, drinks trolleys and glassware, all designed and developed in-house. Now, it looks as though Oliver Bonas is set to continue its takeover of the UK high street, injecting its signature pops of colour and fresh-thinking designs along the way.

FEATURE MICHELA COLLING, HOLLY CATFORD

◆ Follow our blog homeshoppingspy.com for more style news, ideas and fabulous finds ◆

آموزشگاه انعکاس منبع جدیدترین اطلاعات، مقالات و دوره‌های آموزشی دکوراسیون داخلی





Search Rangemaster UK



Built from experience

the Ultimate range.

Adj: 1. not to be improved upon or surpassed; greatest; unsurpassed: the ultimate in range cooking
2. Rangemaster [since 1830]



When it comes to cooking; experience matters.

Two, vast oven cavities, 5 zone induction or gas hob, glide-out grill and exclusive bread proving drawer; the Rangemaster NEXUS offers 110cm of range cooking perfection.

Built from 185 years of market leading experience, the NEXUS tops the range of Britain's finest. Don't just take our word for it; Rangemaster dominates Which? best buys with 9 of the top 11 range cookers, wins countless industry awards and over 1 million customers have already made Rangemaster the heart of their home.

Rangemaster; Built from experience.

Call 0800 804 6261 or visit us at rangemaster.co.uk



آموزشگاه انعکاس منبع جدیدترین اطلاعات، مقالات و دوره‌های آموزشی دکوراسیون داخلی

Enekas.Academy

Enekas.Academy





This month's high-street heroes

Edward Tadros & Rachel Galbraith

Meet the chairman and the design director behind the much-coveted mid-century brand, Ercol

Founded in 1920 by Lucian Ercolani – an Italian who moved to London at the age of nine – Ercol has since firmly established itself as one of the leading furniture companies in the UK. Producing beautiful wooden pieces, it still makes many of its original designs, such as the iconic Butterfly chair.

Nearly 100 years on, Lucian's grandson, Edward Tadros, is now at the helm of the company. 'My grandfather believed that when he founded the company, he was founding a dynasty,' he says. 'Now my son, Henry, works for the company, too.'

Two years ago, Rachel Galbraith joined the Ercol team, having previously worked with big-name brands such as John Lewis, Tesco and Marks & Spencer. 'It's wonderful because I oversee the look of the entire brand,' says Rachel, who describes her position of design director as her dream job. 'I organise photoshoots, exhibition stands and even the layout of our showroom.' But it's the company's history that really excites Rachel. 'When I started here, I wanted to bring wood bending back – it's a technique that Ercol's known for,' she says. 'Our heritage gives us a wealth of archive designs from the Fifties that we've now updated with new woods and fabrics.'

The company also works closely with brands to produce exclusive collections, such as the Shalstone

range for John Lewis and the Devon for The White Company. Ercol now has a global presence, exporting to France, Italy, Australia, the USA and Japan, where it has a loyal following. 'Fashion designer Margaret Howell has more than 100 stores in Japan, and we've a Butterfly chair in each one,' says Edward.

THE PAIR BEHIND THE LOOK

Having started off on the factory floor and worked his way up, Edward became chairman in 2004. 'I studied product design at the Kingston School of Art and then joined the company,' he says. Rachel's background is in art, too – she

did an art foundation course and then a degree in furniture design. 'It was a brilliant induction to working with materials and understanding structure,' she says.


Ercol used to work with elm, but as the

English elm has largely died out in the UK due to Dutch elm disease, it now uses primarily elm, beech, ash and oak imported from regenerated forests in North America and Europe. 'I think sustainability and the environment are hugely important,' says Edward. 'We use water-based finishes and minimise timber waste by feeding it into our boiler to heat the building, which means we use almost no other heating at all.'

LOOKING FORWARD

These days, the company doesn't just update the classics. Each year, Rachel oversees the launch of new furniture

BACK TO BASICS
Ercol is famed for its utilitarian designs
Romana sideboard,
£2,180, Ercol



created by the in-house design team, as well as working on new collaborations with well-established, independent designers, such as Paula Navone and Russell Pinch.

'Designer Matthew Hilton has just created a collection of furniture for us,' says Rachel. 'Working with him and textile brands such as Timorous Beasties brings the brand to the forefront of people's awareness.'


Edward agrees. 'That's absolutely it,' he says. 'We first approached Matthew Hilton in 2008 to create an entire range for us, and the one piece that had enduring appeal was the Treviso desk,' he says. 'The splay of its legs sits perfectly alongside the splay of the legs on our Windsor chair. Matthew has this lovely perception of how to bring different designs together. We thought it was time for some new pieces and so he's designed several for us, including the Pero desk and a couple of shelving units. This April, we'll be launching a sofa he designed, too.'

It's about reaching a wider audience. 'I think these collaborations help us cross the generations,' says Rachel. 'While the older customer might prefer our Evergreen sofa in a natural wood, we can also offer the same design in black-stained wood with lighter upholstery for a younger generation.' →

'My grandfather believed that when he founded the company, he was founding a dynasty'



DESIGNER DINING
 Mix and match iconic chairs
 Romana extending table, £1,268;
 Butterfly chairs in black and
 Chartreuse, £432 each; All
 Purpose chairs in white and
 black, £280 each; all Ercol
 range, Furniture Village



BUILDING BLOCKS
 Rachel adores the work of architect
 Frank Lloyd Wright, who designed
 New York's Guggenheim Museum



PATTERN POWER
 Inspired by her
 dressmaker
 mum, Rachel
 often dips into
 her patterns
 for design
 ideas

WHITE WONDER
 Timeless bedroom
 furniture that wows
 Devon small wardrobe,
 £1,195, Ercol range,
 The White Company



SMOOTH CURVES
 Designed by Lucian
 Ercolani in 1957, this
 classic chair is made by
 bending steamed wood
 Windsor dining
 chair, £340, Originals
 range, Ercol

Rachel's *inspiration...*



**GET TO KNOW
 HER SIGNATURE
 STYLE** Working
 as design director,
 it's Rachel's job to
 ensure that Ercol

retains its cohesive look at every level of the business. In order to achieve this, she finds that it helps to draw inspiration from almost every aspect of daily life.

'My mum is a dressmaker and an artist, and I often take a look at her patterns for ideas,' she says. 'I'm also influenced by architecture - I particularly love Frank Lloyd Wright's work and the way he balanced everything with nature.'

Rachel has worked on all types of furniture design, but it's the ethos behind 19th-century Shaker furniture makers that she has the strongest affinity to. 'I think


the Shaker principles of honesty, utility and simplicity are synonymous with its furniture and textiles,' she says. Incidentally, Rachel also has a fondness for wood. 'I love the smell and beauty of freshly sawn timber,' she says.

Her passion for design leads her to hunt down unique pieces. 'I like visiting vintage markets, such as Clignancourt in Paris,' she says. 'It's home to a treasure trove of "objets" from across the centuries - a pure delight.'

Mixing old with new is a recurring theme in Rachel's design aesthetic. 'I live in a coach house cottage in Henley,' she says. 'I've got a mix of antiques, including an Ercol rocker that I bought long before I joined the company. I really enjoy teaming statement pieces with classic ones.'



FRENCH VIBES
 Clignancourt in Paris
 is a favourite spot
 for Rachel to visit,
 as she is often
 influenced by finds in
 antiques markets



TWIN TONE
 Stunning statement
 seating that comes in
 several colourways
 Loveseat, £820,
 Originals range, Ercol

FEATURE GINEVRA BENEDETTI PHOTOGRAPHS ALAMY/DAVID JONES/LINDA KENNEDY/NIKREATES

BED LINEN GIFT*



Freshly made.

IT'S OUR FAVOURITE WAY OF DOING THINGS

This April, we're giving a set of luxury bed linen with all bedroom furniture purchases over £2,000*

Wardley 4 poster bed painted in snow: from £1,450, Cotswold throw: £110, Helford lamp: £120 and Larsson wardrobe: £1,675

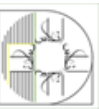
Visit one of our stores nationwide

آموزشگاه انعکاس منبع جدیدترین اطلاعات، مقالات و دوره‌های آموزشی دکوراسیون داخلی

 Enekas.Academy

 Enekas.Academy

N



matki | SHOWERING



New Illusion Quintesse. Contemporary style, technical innovation
Beautifully engineered in the UK

آموزشگاه انعکاس منبع جدیدترین اطلاعات، مقالات و دوره‌های آموزشی دکوراسیون داخلی

 Enekas.Academy

 Enekas.Academy




Be your own INTERIOR DESIGNER

If you love the stylish schemes in Ideal Home, but aren't sure how to transform your own rooms, *we're here to help*. All great looks start with inspiring images, so *indulge in a research session* with our decorating section, then *build a moodboard* for your project. Find our moodboards and *more inspiration* over the page...



Shape shifter
Go for a Scandi look with cool prints, page 38



Easy living
Discover key buys that will stand the test of time, page 30



Dream team
Check out this bold colour duo, page 44



Heritage pattern
Delve into classic designs from the archives, page 48

FIND INSPIRING MOODBOARDS ONLINE AT
housetohome.co.uk/moodboards



HESSIAN & COPPER

For similar flooring, try the COM1451, £49.99 per sq m, Quick-Step. Linen runner, £19.99; Rosa Stonewash napkin, £8.99; both LinenMe. Gold Titanium cutlery, £99 for a 16-piece set, Very. Pestle & mortar, £30, Debenhams. Side plate, £13; bowl, £10; both Murmur range, Bedeck. New York City Winter matt emulsion, £21.98 for 2.5ltr, Valspar. Knowle Leaf tile, £7, Rowen & Wren

SEE IT IN
A ROOM...
page 30

Be inspired by our
MOODBOARDS

FIND MORE
MOODBOARDS
ONLINE AT
[houseto
home.co.uk/
moodboards](http://housetohome.co.uk/moodboards)

Each of our expertly designed decorating looks starts with a moodboard, like the ones here. Use them as a starting point for a stylish new scheme



**TEAL & TOMATO**

IMU1858 saw cut laminate **flooring** in Oak Grey, £19.99 per sq m, Impressive collection, Quick Step. **Cushion covers**, from left: made in Mendoza Lagoon, £40.50 per m; made in Milani Jasper; piping in Milani Sumac; both £55 per m; made in Asuri Natural, £47.50 per m; all Romo; piping in Plains One Marine, £31 per m, Scion. Rectangular **tray**, £29.95; **bowl**, £20.95; both Harley & Lola. **Vases**, £25 for three, RJR.John Rocha range, Debenhams. Mon Mon Amie **eggshell**, £48 for 2ltr, Paint by Conran. **Candle**, £5 for three, George Home

TAUPE & TEA ROSE

For similar **flooring**, try the IMP1627S, £67.99 per sq m, Quick Step. Kew White **fabric** (in background), £39.50 per m, Ian Mankin. **Cushion covers**, from left: Elca, £65, Tori Murphy; made in Henley Rose, £36 per m, Clarke & Clarke. **Fabric swatch** from Darwin corner sofa in Lytham Plain Natural, Multiyork. **Feather**, £3, John Lewis. Oak Apple **mat emulsion**, £38 for 2.5ltr, Fired Earth. Round **tealight holder**, £10, The White Company. **Bowl**, £10, Murmur range, Bedeck. Prism **tealight holder**, £22, Heal's. **Bobbin**, £4.95, Holly's House

DESIGN YOUR MOODBOARD

Cheat your way to a professional finish

1 CHOOSE YOUR BASE

COLOUR Whether it's flooring or a wall, the base colour will be the largest area of colour in your room, so place a generous sample of it onto your board. Including carpet samples will help you think about texture, too.

2 ADD AN ACCENT TONE

Want to try a dramatic contrast or an accent just a few tones away from your base colour? Use your moodboard to play with options and layer it with swatches of fabric, scraps of wallpaper and paint colour charts.

3 FIND THE RIGHT

ACCESSORIES These will really set the tone in your room – go for ones that share an accent colour and stick to a single theme. Don't mix styles, or your finished scheme will look messy rather than effortlessly eclectic.



TURN OVER FOR MORE ▶



CREAM & MOCHA

Stars Natural fabric, £19 per m, Clarke & Clarke. Coast rug in Oyster, £325, Barker & Stonehouse. Coming Home print, £25, Bold & Noble. Puritan espresso cup & saucer, £24 for four, John Lewis. Gold titanium cutlery, £99 for a 16-piece set, Viners range, Very. Jars with clips and pins, from a selection, Paperchase. Notebook, £15, Murmur range, Bedeck. Scissors, 18.95, Holly's House. Pencils, £15 for 10, The White Company

SEE IT IN
A ROOM...
page 36





SEE IT IN A ROOM...
page 38



SEE IT IN A ROOM...
page 42

UNDERSTATED LUXURY

Regatta **flooring**, from £48 per sq m, Brockway. For similar **fabrics**, try a selection, Harlequin. For a similar **dish**, try a selection, Ikea. For similar **paint**, try the Lime White matt emulsion, £38 for 2.5ltr, Fired Earth

PASTEL GEOMETRICS

Kashba **rug**, £399; **light**, £22 for two; both Woven. **Cushion covers**, from top: made in Etta Mallow, £30 per m, Villa Nova; made in Linara Vintage Rose; piping in Linara Celeste, both £35.50 per m, Romo; Spira Jaffa, £26, Hus & Hem. For a similar **platter**, try the rectangular, £12, BHS. **Mug**, £15 for four, Marks & Spencer. Pink **vase**, £12.95, Graham & Green. **Bird**, £3.99, Dunelm. Green **vase**, £18 for three, Debenhams

DECORATING?

FOLLOW THE 3 GOLDEN RULES

1 THE 70-20-10 RULE For a balanced scheme, keep 70% of the elements (say, walls and floors) as one colour, then add 20% in a second colour (fabrics) and 10% in an accent (accessories).

2 THE PATTERN RULE When mixing patterns, use large with medium or medium with small, never large with small. Pick prints that share a colour in common.

3 THE PAINTED BOX RULE The look of paint changes according to the time of day and the amount of light that is in a room. Paint the inside of a large box with a tester to create a miniature 'room' and see how the colour changes within a 3D space.

AND FINALLY... Always add a surprise. A focal point – whether it's a feature wall or a piece of art – is the short cut to a 'wow' room.



PUTTY & PLASTER PINK
Balboa Dove **fabric** (background), from £18 per m, Ashley Wilde. Pink **pillowcase**, £24.99, LinenMe. Rule **cushion cover**, £40, Murmur range, Bedeck. Elephant's Breath **Estate Emulsion**, £39.50 for 2.5ltr, Farrow & Ball. Malabar **carpet** in Chalk, £34.80 per sq m, Cormar Carpets. **Notebook**, £8; **tealight holder**, £10; both The White Company

SEE IT IN A ROOM...
page 34

START A COLLECTION OF beautiful basics

Build a home – and evolve your style – around simple staples that still work as time and tastes move on

FOR WHERE TO BUY ITEMS SHOWN, TURN TO PAGE 37



Well-made, useful pieces form the backbone of a smooth-running, stylish home

Having a strong foundation of key pieces in your home will allow you to dip into decorating trends as they come and go, without being a slave to them. But what makes a ‘beautiful basic’?

SIMPLE LINES It’s easy to be seduced by a pretty pattern or decorative device, but detail dates. Bland and boring? Maybe, but these pieces are just the skeleton of your scheme – detail can be layered on in the form of accent pieces, artwork and accessories. Simplicity means versatility in terms of spinning

different looks around them and using them in different rooms and different ways. **NATURAL MATERIALS** Avoid choosing trend-influenced finishes and, instead, try to stick to untreated hardwoods (which are more durable than softwoods), metals, marble, stone, glass, ceramics, wicker and rattan, cork, linen, cotton and wool. **NEUTRAL COLOURS** Look for plain pieces in goes-with-anything shades of white, black, grey and warmer neutrals, plus washed-pastel nature shades of blue, green and nude pink.



Use soft, neutral tones to let the natural patina of oak furniture stand out. Touches of copper will add sophisticated polish to a gentle, unfussy decorating scheme

IDEAL HOME ♥ MOODBOARD

Hessian & Copper



*For details of this moodboard,
turn to page 26*

IN A DINING ROOM

EXTENDING HARDWOOD TABLE

Buy an extending table made from a hardwood, such as oak, as soft woods, like pine, are less hard wearing and scratches can't be sanded out. Even if you don't have space to extend your table now, it'll stand you in good stead later.

SIMPLE WOODEN CHAIRS Bistro, ladder-back, bentwood, wishbone, carver... iconic designs don't date. If you can't afford a full set, buy two for the head and foot, then mix with other designs for an informal look.

MID-HEIGHT CUBE STORAGE

Well-made modular units are style-neutral pieces that will work in many rooms (used together or separately) during their lifespan. You can always add smaller accent pieces to make a statement.



IN A LIVING ROOM

NEUTRAL MODULAR SOFA

A modern, square style can be tucked into a corner or used to zone a seating space in a larger room. A design with a movable footstool section and removable covers gives you flexibility.

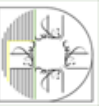
OPEN COFFEE TABLE A plain, square shape can be worked into any style of scheme. Avoid solid designs that will block sightlines across the centre of a room.

STYLE-NEUTRAL SIDEBORD

Look for a simple, straight-legged, flat-front design in classic oak as it will work in other rooms and with various decorating schemes.



A gentle palette of warm, mixed neutrals gives you the freedom to play with different accent colours and interesting textures and finishes as your room scheme evolves



Tip

Update around classic foundation pieces with trend-led side tables and lighting, touches of colour and pattern



IDEAL HOME ♥ MOODBOARD
Taupe & Tea Rose



For details of this moodboard,
turn to page 26



IN A BEDROOM

SLEEK, SLATTED BEDSTEAD

Upholstered bedheads tie you to a specific colour scheme and can discolour with age, while metal beds can either be very hard and contemporary or overtly traditional.

DOUBLE-DUTY VANITY An iconic design, such as the Ercol piece used here, will add some simple elegance to any bedroom scheme. A removable mirror means it can also be used as a desk or console.

GO-ANYWHERE NESTING TABLE

Simple bentwood tables add a modern edge to any style of room.



Tip Create a soothing space with matt textures, but add subtle glamour with metal, marble and glass



Freshen and add definition to a cosy, neutral bedroom scheme with hits of pure brilliant white on paintwork, fabrics and pieces of art



IDEAL HOME ♥ MOODBOARD
Putty & Plaster Pink



For details of this moodboard,
turn to page 26



IN A HOME OFFICE

COMPACT DESK Choose a sturdy, streamlined piece that will sit unobtrusively in a bedroom or living space.

UTILITY SHELVING A modern, open design can be put to use here, or in a kitchen, utility or playroom in the future.

Make a calm corner for creative thinking with simple shapes, soft colours and characterful details



IDEAL HOME ♥ MOODBOARD
Cream & Mocha



For details of this moodboard,
turn to page 26



Find all the details IN THESE PICTURES

FOR WHERE TO BUY ITEMS SHOWN, TURN TO OUR SHOPPING DIRECTORY



p30 KITCHEN DETAIL DECORATION AND FURNITURE For similar **tiles**, try the Fenlands, £240 per sq m, Fired Earth. **ON SHELF** Salt and pepper **mills**, £10 each; copper **canisters**, £5 each; all George Home. Core **dinner plates**, £12 each; **salad plates**, £10 each; pink **side plates**, £13 each; all Murmur range, Bedeck. **Picardie glasses**, from £6 for six, Heal's. **Greenwich jug**, £20, Neptune. **ON WORKTOP** White **jug**, £14.50, Design Vintage. **Paddle boards**, from £16.50 each, Garden Trading. **Copper jug**, £48; **marble board**, £28; **mug**, £18; all Rowen & Wren. **Rolling pin**, £25; **saucapans**, from £55 each; **pestle and mortar**, £30; all Debenhams. **Napkins**, £5.49 each, LinenMe. **Porcelain colander**, £66, Holly's House. **Amberley jug**, £18, John Lewis. For a similar **stainless-steel colander**, try the T340901C, £19.50, Marks & Spencer

p31 DINING ROOM DECORATION AND FURNITURE Walls painted in New York City Winter matt emulsion, £21.98 for 2.5ltr, Valspar. For similar **flooring**, try the COM1451, £49.99 per sq m, Quick-Step. **Wardley dining table**, £950; framed **prints** (from left): Dildarton VIII; IV; IX; £59 each; all Neptune. **Farrington chairs**, £400 for two, Debenhams. **M Rack shelving unit**, £1,269, TheDoSouthShop. **Pendant**, £160, Habitat. **ON TABLE Runner**, £19.99; **napkins** in Rosa and Oatmeal, £8.99 each; all LinenMe. **Salt and pepper pots**, £20 for the set, Debenhams. Core **dinner plates**, £12 each; **Puzzle side plates**, £13 each; all Murmur range, Bedeck. **White wine glasses**, £48 for four, John Lewis. **Milk bottle**, £3.50, Garden Trading. **Picardie glasses**, from £6 for six; marble Prism **tealight holder**, £22; all Heal's. **Gold titanium cutlery**, £99 for a 16-piece set, Viners range, Very. **Oxford salt and pepper mills**, £10 each, George Home. **Vase**, £10, Design Vintage. **Small concrete candle holder**, £25, Holly's House. **ON/IN SHELVING UNIT** (from top left) **Colander**, £66, Holly's House. **Copper mug**, £18, Rowen & Wren. **Ceramic vase**, £12.50, Design Vintage. For a similar **cake stand**, try the Blanc, £25, House of Fraser. **Napkins**, as before. **Pestle and mortar**, £30, Debenhams. Core **cereal bowls**, £10 each, Murmur range, Bedeck. **Fern Lace salad bowl**, £85, Luma Direct. **White jug**, £14.50, Design Vintage. **Luna dinner plates**, £10 each, John Lewis. Core **salad plates**, £10 each, Murmur range, Bedeck. **Wooden crates**, £28 each, Rowen & Wren. **Picardie glasses**, as before. **Carafe**, £19.50, Nordic House. **Pitcher**, £30, The White Company. Core **pasta bowls**, £12 each, Murmur range, Bedeck. **Luna cereal bowls**, £8 each; **Luna jars**, £22 each; all John Lewis. **Dip-glaze pitcher**, £30, Cox & Cox. **Wooden box**, £48 for three, Luma Direct. **Basket**, from £40, Design Vintage



p32 LIVING ROOM DECORATION AND FURNITURE Walls painted in Oak Apple matt emulsion, £38 for 2.5ltr, Fired Earth. For similar **flooring**, try the IMP1627S, £67.99 per sq m, Quick-Step. **Tolsey rug**, £370, Neptune. **Blinds** made in Kew White, £39.50 per m, Ian Mankin. **Kenstal coffee table**, £120, Habitat. **Darwin corner sofa** in Lytham Plain Natural, £2,386, Multiyork. **Marino armchair**, £1,245; **Romana sideboard**, £2,180; both Ercol range, Barker & Stonehouse. **Range side table**; **Bronx floor lamp**; both £159 each, Made.com. **Gunmetal console table**, £340,



p34 BEDROOM DECORATION AND FURNITURE Walls painted in Elephant's Breath Estate Emulsion, £39.50 for 2.5ltr, Farrow & Ball. **Malabar carpet** in Chalk, £34.80 per sq m, Cormar Carpets. **Diamond rug**, £158, Luma Direct. **Blinds** made in Balboa Dove, from £18 per m, Ashley Wilde. **Marblehead king-size bed**,



p36 OFFICE DECORATION AND FURNITURE Walls painted in Dry Barley emulsion, £36 for 2ltr, Paint by Conran. For similar **flooring**, try the IMP1627S, £67.99 per sq m, Quick-Step. **Coast rug** in Oyster, £325, Barker & Stonehouse. **Blind** made in Stars Natural, £19 per m, Clarke & Clarke. **Semley desk**, £550, John Lewis. **Jerry chair**, £80; **Loki bookcase**, £195; both Habitat. **ON/UNDER DESK** (from left) **Type 75 lamp**, £130, Anglepoise. **Marble pot**, £20; **pencils**, £15 for 10; all The White Company. **Large Rule notebook** (top), £15, Murmur range, Bedeck. **Notebook**, £10,

French Connection. **ON COFFEE TABLE** White **vase**, £12.50; **bowl**, £6; both Design Vintage. **Ceramic feather**, £3; **tray**, £22; both John Lewis. **Hexagon tealight holder**, £12, House of Fraser. **Eva teapot**, £16; **milk jug**, £4.95; both Nordic House. **Dune mug**, £10, Murmur range, Bedeck. **ON SOFA** **Cushions**, from left: white linen, £40, Design Vintage; velvet and linen in Blush, £20, Cox & Cox; **Dune linen**, £40, Murmur range, Bedeck; **Elca**, £65, Tori Murphy; **Weave Purity**, £7.99, Dunelm. **ON CHAIR** **Cushion** made in Henley Rose, £36 per m, Clarke & Clarke. **ON SIDE TABLE** **Notebook** (bottom); **Core cereal bowl**; both £10 each, Murmur range, Bedeck. **Heart notebook**, £8, The White Company. **Dune mug**, as before. **ON/ABOVE CONSOLE** **Anzia vase**; **Toto vase**; both £30 each, Habitat. **Small Ingrid bottle**, £18, House of Fraser. **Platter**, £95, Luma Direct. **Chartwell planter**, £18; **candle**, £20; both The White Company. **Monument table lamp**, £85, John Lewis. **Rock Hudson canvas print** (framed), £345, Loaf. **ON SIDEBOARD** **Marble photo frames**, from £18 each; **Ingrid bottle**, £25; **Serenity candle**, £22; all House of Fraser. **Tealight holder**, £25, Holly's House. **Fern Lace salad bowl**, £65, Luma Direct. **Geometric vase**, £40, Cox & Cox

£549, Feather & Black. **Bentwood side table**, £199 for three; **Shalstone dressing table**, £650, Ercol range; **garment rail**, £120; all John Lewis. **A Rose Is A Rose Is A Rose print** (left); **I Do I Do I Do print**, both £55 each, One Must Dash. **Ribba frames**, £15 each, Ikea. **ON/NEAR BED** **Silt throw**, £120; **Rule cushion** (front), £40; **Mist throw** (in basket), £120; all Murmur range, Bedeck. **Linen cushion**, £40, John Lewis. **Pillowcases**, £24.99 each; **Rosa duvet cover**, £170; all LinenMe. **Baskets**, from £40 each, Design Vintage. **ON SIDE TABLE** **Junction table lamp**, £135; **bulb**, £23; both Heal's. **Pot**, £20; **cup and saucer**, £16 for the set; **notebook**, £8; all The White Company. **Jug vase**, £14, Murmur range, Bedeck. **ON DRESSING TABLE** **Marble vase**, £85, Heal's. For a similar **dome**, try the glass bell jar, £9.95, Nordic House. **Candle**, £20; **tealight holder**, £10; both The White Company. **Lamp**, £105, Luma Direct. **ON RAIL Hangers**, £4.99 for five, Clas Ohlson. For a similar **box**, try the hat box, £9.99, Ascot Hats 4U

Paperchase. **R1 Mk3 radio**, £200, Ruark Audio. **Puritan espresso cup and saucer**, £24 for a set of four, John Lewis. **Basket**, £34, Design Vintage. **ON CHAIR** **Velvet and linen cushion**, £20, Cox & Cox. **ON WALL** **Clock**, £12, George Home. **Copper basket**, £28; **black office clips**, £2.50 each; all Holly's House. **ON BOOKCASE** (from top left) **White magazine holders**, £25 each, The White Company. **Notebooks**, from a selection, Paperchase. **Vase**, £9.50 for two, Nordic House; **large Seychelles candle**, £55; both The White Company. **Marble photo frame**, from £18, House of Fraser. **Magazine file**, £15; **pots** with clips and pins, from a selection; all Paperchase. For a similar **round box**, try the Mache, from £1, Hobbycraft. **Cereal bowl**, £10, Murmur range, Bedeck. **Wooden block**, £6; **Kraft boxes**, from £10 each; all Paperchase. **Bowl**, £12, Murmur range, Bedeck. **Bobbins of string**, £4.95 each, Holly's House

CASH CLEVER *Decorator*

Get a pretty Scandi look for less than £80

Put a colourful spin on this classic style with retro shapes, pastel shades and cool geometric prints

FOR WHERE TO BUY ITEMS SHOWN, TURN TO OUR SHOPPING DIRECTORY

YOUR RECEIPT

Frame, Oliver Bonas.....	£16
Bird ornament, Dunelm.....	£3.99
Jar vase, Lisa Angel.....	£16
Vase, John Lewis.....	£30
Cushion cover, H&M.....	£12.99
TOTAL	£78.98

£16

In the frame

Add a bit of delicate patterning, too
Geo brights frame, Oliver Bonas



Paper view

Round off the look with a striking, unusual accessory
Ceramic origami bird ornament, Dunelm



£3.99

£30

Off the wall

Hang this piece for a quirky focal point
Chevron wall mounted jar vase, Lisa Angel



£16



Tall order

Fill with white blooms for a fresh springtime feel
Vase, Royal Doulton range, John Lewis



£12.99

In colour
Pep up the scheme with coral accents
Jacquard-weave cushion cover, H&M

IDEAL **V** GREAT DEAL

Get the look whatever your budget

£585

Sitting pretty

Available in five other colours
1958 armchair in Jade, Oliver Bonas



£449

Take a seat

A similarly retro look for less
Jonah armchair in Med Blue, Made.com



Team mid-century-inspired furniture with fun geometric prints and lively pops of colour for Scandi style with a cheery twist

آموزشگاه انعکاس منبع جدیدترین اطلاعات، مقالات و دوره‌های آموزشی دکوراسیون داخلی

IDEAL HOME ♥ MOODBOARD

Pastel Geometrics



For details of this moodboard,
turn to page 26

Punctuate the
pastel scheme with
hits of black and some
cool metal accents

See more shopping inspiration over the page ▶

Find more Scandi looks on the high street

Love this trend? Whether you want to try a lot of it or a little, here's where to shop

Let a pattern kick-start your room scheme by choosing a retro-inspired carpet or a graphic wallpaper.

TRY IT ON THE FLOOR... Go for a Seventies vibe with Carpetright's Condo design. Team with soft accessories in geometric prints, then

wake up the neutral look with hints of dusky rose and flashes of gold.

...OR ON THE WALLS Create a contemporary feel with the striking Modul print from Scion - use the palette of taupe, peach and charcoal to inspire the rest of your scheme.



Floor filler

Use a large-scale geometric print on a big surface, such as a carpet, then add small-scale patterns in the same palette
Condo carpet, £34.99 per sq m, Carpetright



Shape shifter

Get a modern-retro feel with a bold angular motif and pops of peach
Modul wallpaper, £39 per roll, Scion



Metal works

Add an industrial touch
Nort iron lamp, Broste Copenhagen range, Lo and Behold Store

£95

£40

Colour pop

Be bold with bright hues
Geo cushion, Ellie Hyde range, Modern

Pretty in pink

Each one slightly varies in colour
Rose bud vase, MiaFleur

£6

£12.95

Crisscross

This has a cool Scandi-chic vibe
Bath towel, George Home

FIND ALL THE DETAILS (PREVIOUS PAGE)

DECORATION AND FURNITURE Walls painted in Shallows Claypaint, £36 for 2.5ltr, Earthborn. For similar **flooring**, try the oak aged oiled parquet block, £54 per sq m, The Natural Wood Floor Company. Kashba Jewels **rug** in Leaf (160cm x 230cm), £399, Kelims range, Woven. Malmo corner **sofa** in Veela Linen, £799; wire **table** in Coral, £79 for two; both Marks & Spencer. Henry **coffee table**, £320, French Connection. 1958 **armchair** in Jade, £585, Oliver Bonas. Malo oak **shelving**, £495, Habitat. Ruffin **console table**, £795, Graham and Green. **Blinds** made in Etta Mallow V3166/02, £30 per m, Villa Nova. **ON COFFEE TABLE** Wooden **tray**, £19.99, H&M. Stacker **mugs**, £15 for four, Loft range, Marks & Spencer. Bud **vase**, £11, Ceramica Blue. Angelica I **white vase**, £20,

Woven. For a similar **bowl**, try the two tone zinc, £30, French Connection. **ON/NEAR SOFA** Design **throw**, £59, House range, John Lewis. **Cushions**, from left: made in Asuri Citrine 7726/42, £47.50 per m, Romo; Spira Jaffa Light Turquoise, £26, Hus & Hem; front made in Linara Vintage Rose 2494/367; back made in Linara Celeste 2494/356; both £35.50 per m, Romo; front made in Linara Celeste 2494/356; back made in Linara Vintage Rose 2494/367; both as before; Jacquard weave cover in Coral, £12.99, H&M. Albert Tripod **floor lamp**, £49.99, Dunelm. **ON/NEAR SIDE TABLE** Charter table **lamp** in black/grey, £75, John Lewis. Chroma fine bone china **mug**, £10.95, Caroline Gardner. Powder Pink angled **vase**, £12.95, Graham and Green. **ON CHAIR** Sorbet Raspberry **cushion**, £62, Woven. **ON SHELVING UNIT** (from top

left) Colour block dipped **vase** in Turquoise, £15, Marks & Spencer. Octagonal **light**, £22 for two, Woven. Chiara white faceted **candle**, £12, Habitat. Bud **vase**, as before. Daisy serving **bowl**, £9.99, Dunelm. Chiara white faceted **candle**, as before. Durdle green **vase**, £25, Habitat. **ABOVE/ON CONSOLE TABLE** (from top left) Chevron wall mounted Mason jar **vase** in Pastel Blue, £16, Lisa Angel. For a similar **platter**, try the hotel Chelsea rectangular, £6.99, Dunelm. Bud **vase**, as before. Ceramic textured **green vase**, £18 for three, Debenhams. Dusty Pink diamond **bottle**, £45, Graham and Green. **Vase**, £30, Royal Doulton range, John Lewis. Geo brights **picture frame**, £16; coral Geo brights **picture frame**, £14; both Oliver Bonas. Ceramic origami bird **ornament**, £3.99, Dunelm

FEATURE HOLLY CATFORD STYLING CAROL WORTLEY-BISHOP PHOTOGRAPHS DAVID BRITAIN



Aymara

villanova.co.uk

THE ROMO GROUP

VILLA NOVA

آموزشگاه انعکاس منبع جدیدترین اطلاعات، مقالات و دوره‌های آموزشی دکوراسیون داخلی

 Enekas.Academy

 Enekas.Academy



Boutique HOTEL SPY

The Rosewood Hotel

We took a sneak peek into this gorgeous hotel to bring you luxe style inspiration anyone can steal

FOR WHERE TO BUY ITEMS SHOWN, TURN TO OUR SHOPPING DIRECTORY

LOCATION Just a stone's throw from the hustle and bustle of High Holborn in London sits this imposing Edwardian jewel. Nestled in a quiet, cobbled courtyard that has a Dickensian charm, The Rosewood Hotel offers the perfect luxury base from which to enjoy London thanks to its easy access to Covent Garden and the West End's theatres.

ROOMS Over seven floors, there are 262 guestrooms split between Executive, Grand Executive (shown), Premier, Grand Premier and Junior Suite, as well as three levels of standard suites and 11 signature suites. Created by New-York-based interior designers Tony Chi and Associates, the refined rooms are decorated in a contemporary, cool

colour palette and have a really smart, cosmopolitan feel. Lacquered surfaces, textured woods and prismatic mirrors combine to produce a stylish blend of traditional and modern design.

FAMOUS FOR Its recently renovated Renaissance-style Grand Pavonazzo marble staircase and its Scarfes Bar, which is named after British artist and caricaturist Gerald Scarfe whose artwork graces its walls. The Rosewood Hotel also prides itself on its 'relationship hospitality', offering guests an intuitive service that's bespoke to each individual.

CELEBRITY GUESTS As one of London's top five-star hotels, it's no surprise that The Rosewood won't disclose any of its celebrity guests.

YOU CAN BUY THE LOOK...



£495

Classic comfort
Timelessly elegant, this looks good in any room
Linen button back armchair, Primrose & Plum



£39

Shade of grey
Easy to fit over your existing light fitting
Voss wide pendant shade, Made.com



£50

Natural charm
No water required
Short faux boxwood cube, Peony range, John Lewis



£365

A seat for your feet
In 11 plain or tartan styles
Oxford ottoman in Dove Grey, Within Home



£339

Black beauty
Also available in a warm brown finish
Noma side table, Iqrup + Ritz

£45

Light relief
Comes in four retro colours
Penelope black/copper-effect task lamp, John Lewis



FACT FILE

HOTEL

The Rosewood Hotel

ADDRESS

252 High Holborn, London WC1V 7EN

PRICE

From £380 per night, excluding breakfast

CONTACT

020 7781 8888; rosewoodhotels.com



Team strong neutral shades, a thick-striped carpet and furniture upholstered in grey tones for a smart look

Go for two different styles of bedside lighting for a modern look



IDEAL HOME ♥ MOODBOARD
Understated Luxury



LOVE
THE LOOK

Mix white walls and monochrome stripes with grey accessories and textured fabrics

For more moodboards
turn to page 26

IDEAL V GREAT DEAL

Get the look whatever the budget



£1,150

The big sleep

Go high with the headboard
Valentin king-size bed in Cuckoo
recycled wools, Sofa.com



£549

Sweet dreams

Half the price but just as chic
Skye king size bed in Pewter,
Made.com

FEATURE HOLLY CATFORD

آموزشگاه انعکاس منبع جدیدترین اطلاعات، مقالات و دوره‌های آموزشی دکوراسیون داخلی

Enekas.Academy

Enekas.Academy

COLOUR SCHOOL

Teal & tomato

Add energy to a living space by teaming cool blue-green with punchy red

FOR WHERE TO BUY ITEMS SHOWN,
TURN TO OUR SHOPPING DIRECTORY

For a look that's *bold yet calming*, team a pale shade of teal with a calm palette of neutrals... steel grey, crisp white and soothing stone. Add interest with *geometric prints* on blinds and cushions, then wake up the room with *bright hits* of fiery tomato. In a room with this kind of colour contrast, make sure the flooring and furniture is simple to *keep things sophisticated*



Neat idea

Use to stow away clutter for a streamlined look
Blue metal storage trunk, £50, Habitat



Red alert
Break up a neutral sofa with this punchy hue
Nixon cushion, £25, Habitat



Bowled over

Introduce a splash of pattern
Botanique bowl, £7, Tokyo Design Studio range, Amara



Base notes

A dimmable light will set the mood
Laura touch lamp, £40, John Lewis



Hot legs

This stylish seat doubles up as a handy side table
Fifties-style wooden stool, £29.55, Dotcomgiftshop



Into the blue

Fill with short-stemmed flowers for a tabletop display
Embossed tumbler in Teal, £3, Matalan

Smart upholstery with mid-century lines will balance out this confident colour pairing



THE PALETTE

Build a lively scheme with contrasting hues

GREY BLUE A soothing base tone for walls

SAFFRON Wake up cool blues with a fiery accent

PAPRIKA Use this deep colour to add warmth and interest to the scheme

Blue Grass matt emulsion, £38 for 2.5ltr, Fired Earth

Charlotte's Locks Modern Emulsion, £43.50 for 2.5ltr, Farrow & Ball

High Voltage walls & ceilings, £21.98 for 2.5ltr, Valspar range, B&Q

IDEAL HOME ♥ MOODBOARD

Teal & Tomato



For details of this moodboard,
turn to page 26



See all the details & more ways with teal over the page



More ways with teal

Try it with... **YELLOW**

Give your scheme a fresh feel by teaming a teal backdrop with pale oak furniture and mustard accents

Pattern play
Use on accessories to add interest
Jazz Blue fabric, £35 per m, Spira range, The Swedish Fabric Company

Bee's knees
A bright, nature-inspired design
Honeycomb Honey wallpaper, £20 per roll, Kath & Kath Studios range, Graham & Brown

Feeling fruity
Try a summery hue
Crushed Pineapple Colour Vibe emulsion, £17.69 for 2.5ltr, Johnstone's



Give mid-century style a sunny vibe by adding accessories in warm mustard
Evelyn cushion (far left), £12, Habitat

Pair with white for a restful mood
Tiny Stripe double duvet cover, £70, Secret Linen Store



Try it with... **WHITE**

Create a pared-back bedroom with teal walls and dark wooden flooring. Bed linen in crisp white will lift the scheme and give it a cool, modern look

Natural touch

Upholster cushions in stone-coloured fabrics
Isamu fabric, £37 per m, Wabi Sabi collection, Scion range, Wallpaperdirect

Floor it
Offset crisp white with deep-toned flooring
Dolce Richmond dark oak-effect laminate, £15 per sq m, B&Q

All white
A calming base tone
Silverflake water-based eggshell, £50 for 2.5ltr, Sanderson range, Designerpaint

DECORATION AND FURNITURE Shelving, from £895 for a 3m x 3m bookcase, Jali; painted in Mon Amie eggshell, £48 for 2ltr, Paint by Conran. IM1858 saw-cut oak grey laminate flooring, £19.99 per sq m, Impressive collection, Quick-Step. Rakti rug, from £295, Lombok. Manhattan large sofa in Studio Collection Frick Teal, £2,189, Multiyork. Stockholm coffee table, £175, Ikea. Iggy armchair in Taupe brushed linen cotton, £650, Sofa.com. Niven red side table, £35, Habitat. Blinds made in Mendoza Lagoon, £40.50 per m; border made in Asuri Natural, £47.50 per m; both Romo. **ON SOFA** Cushions, from left: John Robshaw Laal, £89, Idyll Home; made in Milani Jasper; piped in Milani Sumac; both £55 per m, Romo; made in Plains One Marine; piped in Plains One Geranium; both £31 per m, Scion; made in Asuri Natural, £47.50 per m, Romo; piped in Plains One Marine; made in Plains

One Geranium; both £31 per m, Scion. **ON COFFEE** TABLE Oval Aqua bowl, £20.95, Harley & Lola. Hubble 1 vase, £55, Woven. Tile-print candles, £5 for three, George Home. **ON SIDE TABLE** For a similar glass, try the Pokal, £2 for six, Ikea. Tall glass bottle, £6, Sainsbury's. **ON CHAIR** Cushion made in Mendoza Lagoon (front), £40.50 per m, Romo; Plains One Geranium, £31 per m, Scion. **ON SHELVES** (from top right) Teardrop glass vase, £18.50, Cox & Cox. Alderney conical hurricane vase, from £35, Neptune. Bullet vase, £16, J by Jasper Conran range, Debenhams. Oskar A4 canvas letterboxes, from £13 each, The Holding Company. For a similar votive, try the Medium Hobnal Stripes + Dots mercury hurricane, £19, West Elm. Honeycomb vase, £34, West Elm range, John Lewis. Wooden pear ornament, £25, Dickens & Jones range, House of Fraser. Oskar A4 canvas

letterboxes, as before. Hemingway Design vase, £30, Royal Doulton range, John Lewis. For a similar round vase, try the white and grey, £30, French Connection. Estelle box files, £14.50 each, The Holding Company. Lacquer rectangular cocktail tray, £19.95, Harley & Lola. Vases, £25 for three, RJR. John Rocha range, Debenhams. Large block colour-dipped vase, £15, Marks & Spencer. Estelle box files, as before. Vintage suitcase, from £20, Scaramanga. Large rectangular lacquer tray, £29.95, Harley & Lola. Oliver milk bottle vases, from £12 each, Dickens & Jones range, House of Fraser. For a similar round vase, try the white and grey, as before. Wooden apple ornament, £25, Dickens & Jones range, House of Fraser. Ribba frame, from £1.75, Ikea; painted in Squashed Tomato eggshell, £48 for 2ltr, Paint by Conran. Metal trunks, £250 for two, Cox & Cox



scion

0045 1226905 SCION.UK.COM

آموزشگاه انعکاس منبع جدیدترین اطلاعات، مقالات و دوره‌های آموزشی دکوراسیون داخلی

 Enekas.Academy

 Enekas.Academy



PICK THE Perfect pattern

Need inspiration? Check out the best of this season's fabrics and wallpapers

FOR WHERE TO BUY ITEMS SHOWN, TURN TO OUR SHOPPING DIRECTORY

Choose an archive design

WHY WE LOVE THEM From an antiques-shop find to a treasured heirloom, homeware with a history has a unique layer of sentiment. Rather than hunting down a decades-old design, you can get the same impact from one of the many gorgeous archive prints out there. From intricate floral to beautiful bird prints, the story and provenance that they bring will give your scheme depth.

WHERE TO USE THEM Archive prints often have a botanical theme, making them pretty versatile. Most wallpaper designs are near-faithful reproductions of the real thing – play on their painterly quality and give them pride of place on

a feature wall, just as you would an artwork. Let the pattern be the focus and decorate the rest of the room in tonal plains.

HOW TO USE THEM Apply intricate, smaller prints freely, from alcoves to upholstery. Prints with bigger pattern or bolder colour need more space to breathe, so save these for large walls or furniture.

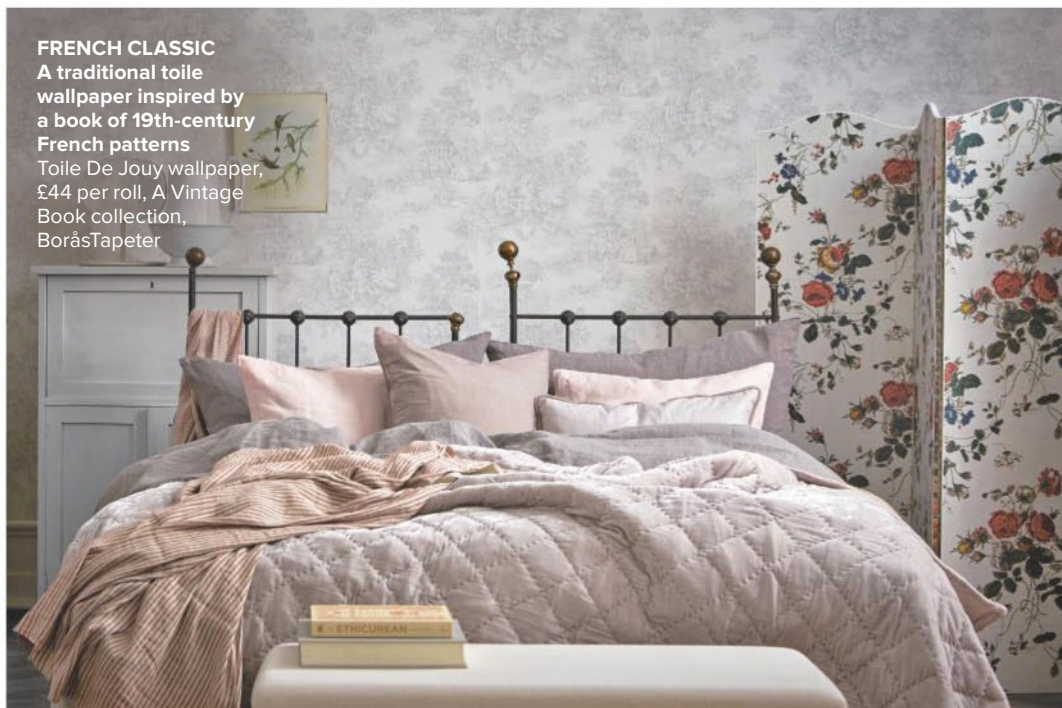
HOW TO ACCESSORISE THEM The beauty of archive patterns is their timeless appeal, so they'll sit happily in both contemporary and classic schemes. Rustic, painted furniture or upholstered pieces in traditional shapes are fail-safe designs that will complement the prints perfectly.

3 places to buy ARCHIVE PRINTS

Liberty Check out its Archive collection, which features more than 100 classic prints. From £22.50 per m.

Little Greene Many of its prints are inspired by documents from English Heritage and The Whitworth art gallery. Try the Fifties-style Cones wallpaper, from £49 per roll.

Morris & Co Home to prints from Arts and Crafts master, William Morris. See them on fabric (from £49 per m), wallpaper (from £53 per roll) or cushions (from £62 each).



FRENCH CLASSIC

A traditional toile wallpaper inspired by a book of 19th-century French patterns

Toile De Jouy wallpaper, £44 per roll, A Vintage Book collection, BoråsTapeter



‘Invest in an archive print to give your scheme an authentic sense of elegance’

GINEVRA BENEDETTI,
ASSOCIATE EDITOR

آموزشگاه انعکاس منبع جدیدترین اطلاعات، مقالات و دوره‌های آموزشی دکوراسیون داخلی

Enekas.Academy

Enekas.Academy

TOP 10 Wallpapers

Delve into the archives

Go for a modern take
on heritage prints

1

Oriental inspiration

This print originally had
birds beside the branches
Pussy Willow in Natural,
£40 per roll, Laura Ashley

2

Sixties revival

Celebrating its 52nd
birthday this year
Unikko, £56.95 per
roll, Marimekko
range, John Lewis

3

Art-Deco delight

First designed in 1901,
this print now comes
in five colourways
Morris Seaweed, £62 per
roll, Archive III Wallpapers
collection, Morris & Co

4

Nature revisited

An 18th-century
botanical painting
inspired this beauty
Woodland Chorus, £58
per roll, Woodland Walk
collection, Sanderson

5

Top table

It was a 19th-century
Wedgwood tea set that
evoked this elegant print
Fabled Crane 005, £80
per roll, Wedgwood Home
collection, Blendworth

More over the page...



▲ **MAKING HISTORY**
Inspired by a wallpaper
found in a house
in Aix-en-Provence,
France, during the 1760s
Darwin wallpaper, £131
per roll, Archive Trails
collection, Little Greene

◀ **CLIMBING THE WALLS**
Featuring trails of horse
chestnut blossom, this
classic design has been
given a modern update
Chestnut Tree wallpaper,
£66 per roll, Woodland
Walk collection, Sanderson

IDEAL **V** GREAT DEAL

Spend or save on these leaf-print fabrics

HERITAGE PRINT
William Morris
created this
pretty botanical
design in 1887
Willow Bough fabric,
Morris & Co



£86
per m



£30
per m

NEW LEAF
Use this timeless
pattern on cushions
and team with
a neutral sofa
Diane Leaf Trail
fabric, John Lewis

THE TOP 10 WALLPAPERS
...continued

‘Ensure you choose a print you love for its look and origin’

GINEVRA BENEDETTI,
ASSOCIATE EDITOR



6

Pretty boy

An elegant design inspired by a wallpaper in a gentleman's club

Patricia in Turquoise, £84 per roll, Tradition collection, Sandberg

7

Flight of fancy

A 19th-century print from a house near the hospital inspired this motif

Great Ormond St, £82 per roll, Little Greene

8

Gorgeous graphic

Originally designed as a stylish scarf

Simon, £80 per roll, Chesham Cabinet collection, Liberty

9

Modern classic

First launched in 2000, this sweet motif is now available in new colourways

Bumble Bee, £86 per roll, Farrow & Ball

10

Timeless beauty

Inspired by the archives of the now-defunct company Jeffrey & Co

Strawberry Tree, £90 per roll, Archive Anthology collection, Cole & Son



PRINTS CHARMING
Navy and white gives this ornate pattern a smart, modern feel
Ashley Damask wallpaper, £89 per roll, Damask Resource 4 collection, Thibaut

WHAT'S NEW AT
Thibaut

Its latest collection cleverly revamps the classic damask



Dorian Damask wallpaper (left), £54 per roll; Clessidra wallpaper, £78 per roll; both Thibaut

THE COMPANY Originally founded as a wallpaper company in 1886 by Richard E Thibaut, this US brand has evolved over the last 130 years into a design house, now producing a wide range of fabrics, too. Each year, the company launches between eight and nine collections, with new designs often featuring fresh interpretations of archive patterns, as well as exclusive artwork created by the in-house team. Never one to shy away from bold, uplifting colour and striking, graphic patterns, it's easy to see why the brand has such universal appeal.

THE NEW COLLECTION Thibaut launches two new wallpaper ranges every year under its Resource

Collections umbrella. The latest range is Damask Resource 4, which includes 12 decadent versions of a revitalised damask print. Each design is available in up to 10 colourways, and features innovative treatments, such as embossed vinyl, metallic flock and printed cork, for a notably modern feel.

WHY WE LOVE IT While damask is undeniably classic, Thibaut manages to inject the historical pattern with a fresh, contemporary twist, thanks to its choice of bright colourways and clever interpretations. As a result, the versatility of the designs makes them perfect for both very traditional and more modern homes, so there's a damask for every style and scheme.

FEATURE GINEVRA BENEDETTI | PHOTOGRAPHS RHAPSODY MEDIA



CLARKE & CLARKE



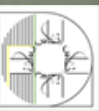
CHATEAU

www.clarke-clarke.com

آموزشگاه انعکاس منبع جدیدترین اطلاعات، مقالات و دوره‌های آموزشی دکوراسیون داخلی

 Enekas.Academy

 Enekas.Academy



FRAME YOUR TREASURES

Fix 3D box shelves to the wall and fill with your favourite items and trinkets – team glossy black with bright white for a modern effect.



Black cube shelving, £20 for three, Form range, B&Q

MAKE A GALLERY WITH LEDGES

For a relaxed but unified display, line up different monochrome picture frames in varying sizes on shallow picture ledges.



Do Small Things framed poster, £50; frames, from £30 each; all The White Company. For similar ledges, try the Knoppäng, £8.50 each, Ikea

SMART IDEAS FOR DISPLAYS

Arrange mementoes, photographs and artwork beautifully to add style to your walls

Knowing what to do with all those accessories that personalise your home can be tricky. Whether it's nostalgic artwork collected over the years, precious family photos or trinkets picked up on holidays, these treasures deserve to be enjoyed and appreciated, not put in the loft or stuck in a cupboard – but how do you show them off to their best advantage?

Creating a smart, carefully curated display is the perfect way to showcase all those treasured keepsakes – it can also give a room

focus and add real character to a scheme, while serving as a regular reminder of wonderful memories. How you decide to display items will depend on what they are and how much room there is for them – for example, a wall in a large room is the ideal place to create a picture gallery, while a smaller space may only have a corner for a compact cluster of trinkets.

No matter what it is you want to put out on view, our edit will help you create visually inspiring displays that will cut clutter and add that important personal touch.



IDEA
 Get a classic, sophisticated look with black-and-white prints, or go for a fun feel with kids' artwork



Hang It photo display, £30, Urban Outfitters

STRING UP INSPIRATION

Fix a length of string or wire to your office wall, then peg on inspiring swatches, photos and postcards to help get creative juices flowing.

SHARE OLD MEMENTOES

Dig out precious keepsakes - think old tickets, bits of maps, vintage photos and pressed flowers - and create a collage in double-sided frames.



Double-sided frames, from £12.95 each, Decorator's Notebook





Clock plates, from £39 each, Rockett St George. For plate hangers, try the white carbon steel, £2.68 each, B&Q



IDEA
Get creative and craft your own artwork in a box frame – try recycling old badges for a fun effect



For similar hangers, try the beech clamp hangers, £8 for three, John Lewis

▲ HANG SOME CHINA PLATES

A great idea for a kitchen or dining room wall, a plate display can be made up of your favourite china, or start a new collection in colours that complement, or contrast with, the room scheme. Simply fix to the wall using special plate hangers.

◀ USE CLOTHES HANGERS

Try simple wooden trouser hangers for a fun way to display prints – with these, it's quick to swap around the artwork, making them ideal for your kids' creations.





‘A great display needs one unifying theme – if it’s not colour, then it should be style’

HOLLY CATFORD, ACTING STYLE & DECORATING ASSISTANT



▲ LINE UP SHINY OR MIRRORED FINDS

A great idea for a room that has a strong colour scheme, this is the perfect way to bring life to a small or dark space, such as a bathroom. Fix picture ledges to the walls, then paint the same colour as the wall so they don't stand out. Arrange a collection of vintage mirrors and reflective objects on the shelves to bounce light around the room, ensuring that breakable items and mirrors are secured firmly to the wall.

◀ EXTEND THE MANTELPIECE

Is your mantel cluttered with invitations, vases, plants, candlesticks, artwork and odds and sods? Give everything room to breathe by swapping the mantel for a shelf extended along the wall. Start by curating your collection – bin any bits you don't want and give the remaining items a clean, then rearrange your mix-and-match accessories carefully, giving each piece its own space. Stick to bold brights for a striking display that will be the focal point of your room.



The perfect place to
curl up with a classic.
On a classic.

Winston three-seater from £1,199



SWOON
EDITIONS

Free delivery and returns | Save £20 with code: IDEALHOME | swooneditions.com/idealhome

آموزشگاه انعکاس منبع جدیدترین اطلاعات، مقالات و دوره‌های آموزشی دکوراسیون داخلی

 Enekas.Academy

 Enekas.Academy





Framed butterfly prints, £200 for three, Cox & Cox



Turn empty tins into pretty planters. Tie a band of fabric around each empty, clean tin, attach some string and hang from a coat rack. Antique galvanised hook rail, £18, Garden Trading



‘Choose artwork, photos and accessories that will complement your existing colour scheme’

MICHELA COLLING, STYLE EDITOR

▲ FOLLOW THE RULE OF THREE

When hanging a row of similar prints, stick to the old stylist’s rule that odd numbers work best in a line-up. For a structured finish, go for a set from the same artist, making sure they’re uniform in size, then hang them in matching frames. Place the artworks above a smart console to complement the angular style.

DESIGN A DIAMOND ARRANGEMENT ▶

If you want to hang a whole host of similar images – a collection of family photographs, for example – bring shape and order with a diamond display. Start with a central column of frames and work your way outwards, adding symmetrical shorter columns as you go. For a co-ordinated effect, use eight rectangular frames of the same size and colour for the centre and adjoining rows, then add smaller square frames at the top, bottom and sides.



For similar frames, try the Brooke, from £5.58 each, Frame Company



Use embroidery hoops to show off swatches of your favourite fabrics

For similar hoops, try the wood embroidery hoops bundle, £6 for three, Hobbycraft



‘Map out your display on the floor first – it’s easier to move things around before you hang them’

HOLLY CATFORD
ACTING STYLE & DECORATING ASSISTANT



Black matt chalkboard paint, £11.73 for 1ltr, Colours range, B&Q



For similar picture frames, try the Gallery, from £9 each, West Elm. Bed linen, from £25 for a pillowcase, Urban Collective range, Lexington

▲ TURN A WALL INTO A BLACKBOARD MURAL

Instead of buying prints and paintings, why not let family members express themselves artistically with a display wall? This easy-to-create idea would look great in a kitchen or hall. Simply paint one wall in blackboard paint, then encourage everyone to draw their chosen designs in chalk – you could even have weekly competitions. Just remember, this is an artistic outlet – not just somewhere to jot down the shopping list.

◀ GO FOR AN INFORMAL MIX AND MATCH

The beauty of this display is in its lack of uniformity. Mix up different prints, pictures and photos in a range of frames in various sizes. Don't hang them in regimented rows – instead, try a more fluid layout. Here, the pictures have been hung low, loosely following the line of the headboard and framing the bed, turning it into a focal point.

FEATURE MICHELA COLLING PHOTOGRAPHS TIMEINCUKCONTENT.COM



HERITAGE®

BATHROOMS

*Distinctively
individual*

TO ORDER A BROCHURE AND FIND YOUR NEAREST STOCKIST VISIT

HERITAGEBATHROOMS.COM

آموزشگاه انعکاس منبع جدیدترین اطلاعات، مقالات و دوره‌های آموزشی دکوراسیون داخلی

 Enekas.Academy

 [Enekas.Academy](https://www.instagram.com/Enekas.Academy)



Design your
very own sofa
at Harveys.

With Sofas By You at Harveys, you can get exactly what you want. Choose from 6 different sizes, 15 styles and 84 fabrics to make over 5000 possible combinations, and we'll build your bespoke sofa at our factory in the UK.

Sofas By You, create yours at Harveys.



HARVEYS

Sofas
by you
COLLECTION

harveysfurniture.co.uk

آموزشگاه انعکاس منبع جدیدترین اطلاعات، مقالات و دوره‌های آموزشی دکوراسیون داخلی

 Enekas.Academy

 Enekas.Academy



Ideas-packed homes



Luxurious bathrooms



OPEN HOUSE

Step inside these stylish real homes and savvy improvement projects...



Modern kitchens



Extreme transformations

GET EXPERT ADVICE ON

- ◆ STATE-OF-THE-ART EXTENSIONS
- ◆ UPDATING PERIOD HOMES
- ◆ OPEN-PLAN LIVING

آموزشگاه انعکاس منبع جدیدترین اطلاعات، مقالات و دوره‌های آموزشی دکوراسیون داخلی

Enekas.Academy

Enekas.Academy



‘Every piece in our home tells a story’

Show off treasures and finds to create a unique look, as Lisbeth Bindsbøl and Henrik Stig Møller have

FOR WHERE TO BUY ITEMS SHOWN, TURN TO OUR SHOPPING DIRECTORY



آموزشگاه انعکاس منبع جدیدترین اطلاعات، مقالات و دوره‌های آموزشی دکوراسیون داخلی





The big
CHANGE

ADDING A NEW ROOF,
REWIRING AND INSTALLING
A NEW KITCHEN AND
BATHROOMS,
THEN DECORATING
THROUGHOUT

Get the
LOOK
PAGE 72

1 Living room

Personal treasures are displayed in a cabinet and on the coffee table. 'The cabinet is full of pieces we brought back from our travels,' says Henrik. For a similar coffee table, try the Toronto, £279, DFS



Take the 60-SECOND TOUR

THE PROPERTY

A five-bedroom detached house in Hellerup, Denmark, which was built in 1910. The owners bought it in January 1999.

WHO LIVES HERE

Lisbeth Bindsbøl and her husband, Henrik Stig Møller, live here. Lisbeth owns a fashion boutique and Henrik is a lawyer and the managing director of a commercial-property company.

THE LOOK

Cool and elegant, with white walls acting as a backdrop to wooden floors, furnishings in natural tones and unique accessories.

LESSONS LEARNED

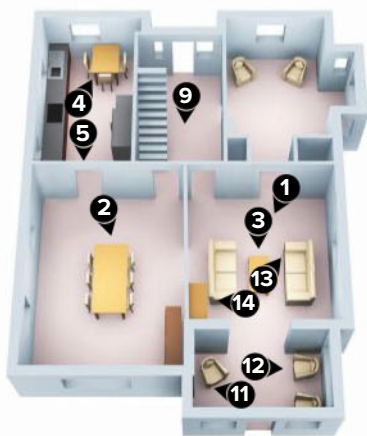
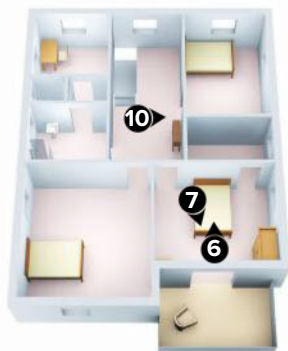
“Don’t feel frustrated if you can’t get the look you want



immediately. It took us time to find the right decorating colours, but now we’ve found a balance that’s right for us and the house.”

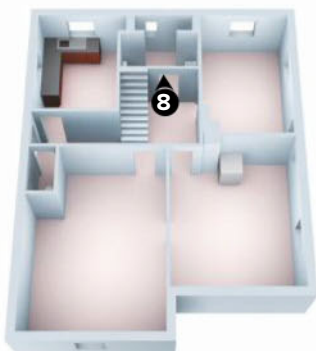
FIRST FLOOR ▶

There’s a main bedroom with a terrace, two guest bedrooms and two more – one is used as an office and the other as a dressing room. There’s also a separate bathroom and loo



◀ GROUND FLOOR

The hall opens into a kitchen on one side and a TV room on the other. Beyond that the living room leads to a garden room and a dining room with access from the kitchen, hall and living room



BASEMENT ▶

The basement contains a wine cellar, gym, office, boiler room, laundry room and bathroom



2 Dining room

Rustic materials sit happily alongside the chandelier that Lisbeth brought back from Prague. For a similar table, try the Eden, £1,950, Oldsoul Furniture



③ Living room

Placing the sofas face to face on a square rug gives the space focus, while cushions and throws soften the look

For similar sofas, try the Holly, from £820 each, Sofa.com. For a similar cream rug, try the Cosy in light natural, £170, Next

‘The previous owners had a lot of colours on the walls. We had to close our eyes and try to imagine the house without them. It was hard to do!’



A house that's bought as a family home can soon seem empty and lacking in life once the children have flown the nest – but that's certainly not the case with this wonderful property. Lisbeth Bindsbøl and her husband Henrik Stig Møller bought their beautiful villa on the outskirts of Copenhagen 17 years ago, when their children were aged just 10 and 15. Now the kids have grown up and have homes of their own, but there's still a real sense of warmth and welcome as you enter this characterful five-bedroom property.

'We were looking for a family home that had an ambience and a sense of history – one that we'd be happy to return to every day,' remembers Henrik. 'One of the things that drew us to this place was that it had only had three owners since it was built in 1910 and the basic layout had remained virtually unchanged. Although electricity and plumbing had been installed, the internal walls, windows and staircases were all intact, and the original pine flooring remained beneath the Fifties parquet.'

So, the raw materials were in place, but it still took a fair amount of work to transform the property into the beautiful home that the couple live in today. They had to put a new →



4 Dining area
An unusual low-level pendant light adds a lavish touch to this otherwise pared-back spot. Lisbeth and Henrik eat here every day and save the dining room for when guests visit. Series 7 chairs, £321 each, Fritz Hansen range, Utility Retail. For a similar light, try the Navile four light drum chandelier, £105, Wayfair

5 Kitchen
The rich brown wenge worktop contrasts beautifully with the white kitchen units, which blend with the white of the walls. Long bar handles are striking and practical. For a similar worktop, try the Wenge solid wood square edge worktop (L300cm x W60cm x D4cm), £505, Cooke & Lewis range, B&Q



roof on the villa, then they had to have the old fabric-covered electricity wires stripped out and replaced with new up-to-standard fixtures. 'We also had to replace everything in the existing bathroom,' says Henrik. 'Many people would have taken the opportunity to increase its size by taking out the wall between the bathroom and the adjacent loo, but we decided to keep it intact because we prefer the bath and loo to be separate. Instead, we closed up one of the doors into the bathroom so that we could fit a shower in. We made a point of choosing the same wall and floor tiles for the bathroom and the loo, so that the two rooms would still have a strong visual link.'

In one of the few new layout additions to the floorplan, they installed an extra bathroom in the basement, next to the laundry room. The only other structural change was removing a wall that divided the narrow kitchen into two smaller rooms. 'Getting rid of that wall

has allowed light to stream through the long space and creates a lovely flow from the kitchen to the dining room,' says Lisbeth.

The clean and serene décor - with the walls painted in white, grey or taupe, glossy woodwork and bare floors - is deceptively simple. 'The previous owners had a lot of colours on the walls,' explains Henrik. 'We had to close our eyes and try to imagine the house without them, which was hard to do! Lisbeth and I found that we could discuss and imagine new shades, but we couldn't ever make a decision about which colours worked best until we saw them in real life.' So they began by painting the walls and ceilings white, then adding natural, earthy tones to bring warmth and depth to the rooms. 'Our focus was on warm "non-colours" that bring calm and soul to the house,' says Lisbeth.

The one big surprise is the wallpaper in their bedroom, which depicts a riotous flock →

6 Main bedroom

It took Lisbeth and Henrik six years to find a wallpaper for their bedroom. The one they fell in love with is called 'Love Birds' and it creates a stunning feature wall behind their bed

Love Birds wallpaper, £105 per roll, Tapet Cafe range, Wallpaperdirect. For a similar rug, try the natural dye Kilim rug, £695, The Handmade Rug Company



7 Main bedroom
 'I took the photo of a Marrakesh spice market and loved it so much I had it framed,' says Lisbeth, who enjoys spending time on the terrace leading off the bedroom. Lower walls painted in Charleston Grey Estate Emulsion, £39.50 for 2.5ltr, Farrow & Ball. For similar artwork, try the 'Pigments & Spices for Sale' print, from £19.99, Art.co.uk

8 Bathroom
 The roughly hewn stone gives the shower enclosure an organic feel. 'Clay, wood and stone are materials we love,' says Henrik. For similar tiles, try the Marble Broken Botticino mosaic tiles, £50.90 per sq m, Mosafil. For a similar showerhead, try the Heritage 250mm Chrome, £130, Victorian Plumbing



3 of the best
STYLISH TABLE LAMPS

Stately stand
 Go for a classic design
 Chloe table lamp,
 Marks & Spencer



High shine
 Add a touch of glamour
 Tripod lamp, Next



Light direction
 Handy for reading
 Swing arm lamp,
 Debenhams



9 Hallway

The chic monochrome floor tiles are recent additions and are made from cork

For similar tiles, try the Coffee and White Spectrum cork tiles, from £17.29 per sq m, The Cork Flooring Company

10 Landing

Lisbeth has created an elegant gallery of photographs she took on safari in Tanzania and Kenya. A sheepskin throw on a white bench adds a cosy Nordic feel

For a similar bench, try the natural goatskin bench, £224, Nordic House

of stylised birds in their favourite shades of taupe, black and white. 'It took us six years to find that paper, but we both knew it was the one the instant we saw it,' says Henrik.

The couple took a similarly meticulous approach when it came to choosing their furniture. 'The sideboard in the dining room was moved in and out a number of times as we painted and repainted,' says Henrik. 'It took 15 attempts before we found the right paint colour. First it was white, then the brown wasn't deep enough, then finally we got it right.'

He credits Lisbeth for the quality and coherence of the décor. 'She's stubborn and won't compromise - ever,' he says. 'It's the same when she chooses clothing for her fashion boutique, L:Touched by Fashion. It's about quality and attention to detail. She brings that eye for elegance to everything she does.'

As for Henrik - a lawyer who now develops shopping centres in Eastern Europe - he knows how to see a project through to completion, which has helped while working on the villa. Plus, his frequent business trips abroad give him ample opportunity to source one-off pieces

for the home, like the antique hand-cut crystal chandelier from the Czech Republic which hangs above the dining-room table. 'We decided from the start that every picture or decorative piece had to have meaning for us,' adds Henrik. 'The display cabinets are filled with pieces we've brought back from our travels, we have Lisbeth's photos on the walls, and the floors are covered with rugs that we found in markets while we were on holiday in Marrakesh. I think it's those personal touches that turn a house into a home.'

Asked which room is their favourite, Lisbeth and Henrik take a moment to decide. 'We cook and eat in the kitchen every day and use the dining room when we have guests,' says Lisbeth. 'And our perfect Sunday is spent lying on the sofas in the living room in front of the stove. We love all the rooms. We love the amazing daylight in all of them, the high ceilings and the classic style. But if we had to choose one space, it would probably be the dining room. It's practical, inviting and filled with pieces that have a special meaning for us. It expresses our style and who we are exactly.'



11 Garden room
A boldly patterned cushion livens up dark furniture. For a similar cushion, try the Ocosito Falseria in blue, from £125, A Rum Fellow



12 Garden room
Two elegant chairs flank a custom-made cabinet that is decorated with stones collected on country walks. For a similar chest, try the small black Chinese cabinet, £150, Furnish.co.uk

DON'T MISS
the details

The couple have given the white scheme depth using dark accent pieces and eclectic accessories



13 Living room
'We're influenced by nature and use flowers and organic materials to bring warmth into our home,' says Henrik. For a similar tray, try the round copper, £44.94, Howkapow



14 Living room
'We had this dark-wood glass-fronted display cabinet made for us by a carpenter,' says Henrik. For a similar cabinet, try the Nevada, £595, Out There Interiors

FEATURE ANDRÉA CHILDS PHOTOGRAPHS IBEN & NIELS AHLBERG
BOX COPY LISA FAZZANI PLANS PERSONA-ID



Get Lisbeth's look

Put together an elegant living-room scheme with classic buys

FOR WHERE TO BUY ITEMS SHOWN, TURN TO OUR SHOPPING DIRECTORY

IDEAL



£156

Glass act
For a modern update on a traditional glass design
Tasman lantern, The Lighting Company



£1,415

Show case
Go for roughed-up glamour with a cool, distressed finish
Large cabinet (H212cm x W148cm x D44cm), Out There Interiors



£225 for four

Winged beauty
Add a vintage feel with a framed butterfly print
Mirrored butterfly frame, Graham and Green



Magic carpet
This plush pad is inspired by vintage Persian carpet patterns
Rectangle carpet cushion, French Connection

£40

GREAT DEAL



£275

Slightly smarter
Put treasures on display in this striking painted unit
Malsjö cabinet (H141cm x W103cm x D47cm), Ikea



£79.99

Light up
Its ornate details and floral motifs feel refined
St Jean lamp, Maisons du Monde



£14.99 for two

Picture perfect
A faded print provides a subtle hint of colour
Plum floral plaque, Dunelm



Diamond design
Tactile quilted velvet adds a luxe touch
Grey velvet diamond cushion, Next

£16



£1,235

Simple style
A classic shape looks timeless
Amesbury three-seater sofa in Linen Oyster, Willow & Hall

Gorgeous grain

Made from sheesham wood
Java coffee table, BHS Furniture



£499



£599

Take a seat
Choose from hundreds of fabrics
Nelson medium sofa in French Grey semi-plain fabric, John Lewis




£267

Top table
A similar style finished in a rich honey stain
Trahom coffee table, Wayfair

FEATURE LISA FAZZANI
PHOTOGRAPH BEN & NIELS AHLBERG

Be uninvited.
Be cosy.
Be Bensons.



Be in the right bed for you.

In today's fast paced world the value of a great night's sleep is more important than ever. But how do you find the bed that's right for you? Our unique Comfort Station™ Adaptive system is designed to help you do just that.

First it adjusts to different firmness levels to find the one that's just right for you. Then our exclusive BodiTrack™ technology with its unique pressure-sensing surface identifies where your body needs support, helping you choose the mattress type that will provide the support you need for a better night's sleep.

Visit our Comfort Station™ Adaptive in store or book an appointment online

آموزشگاه انعکاس منبع جدیدترین اطلاعات، مقالات و دوره‌های آموزشی دکوراسیون داخلی





'Our home is perfectly imperfect'

If formal interiors leave you cold, check out Sara Tasker and Rory O'Neill's laid-back style - it's just the antidote

FOR WHERE TO BUY ITEMS SHOWN, TURN TO OUR SHOPPING DIRECTORY

The big CHANGE

PARING BACK A CONVERTED
18TH-CENTURY WOOL MILL,
RESTORING ITS ORIGINAL
FEATURES AND USING
A SIMPLE SCHEME TO
CREATE A CALM
HOME

BE
CANDLE
SAFE

آموزشگاه انعکاس منبع جدیدترین اطلاعات، مقالات و دوره‌های آموزشی دکوراسیون داخلی

 Enekas.Academy

 Enekas.Academy





Get the
LOOK
PAGE 84

1 Living room
The couple ensured this room feels understated, so that the main focal point is the rural view through the window
For a similar sofa, try the Wegner in Cashmere, from £606, Voga.
Sheepskins, from £65 each, Graham and Green



Take the 60-SECOND TOUR

BOUGHT FOR	SPENT	NOW WORTH
£220,000	£2,550	£260,000

WHAT IT COST

Tool hire.....	£500
Paint.....	£1,000
Kitchen accessories.....	£200
Furniture.....	£350
Electrics.....	£500
TOTAL.....	£2,550

THE PROPERTY

A two-bedroom, three-storey Georgian wool mill, near Sowerby Bridge, West Yorkshire, bought in the summer of 2014.

WHO LIVES HERE

Sara Tasker and Rory O'Neill live here with their daughter Orla, two. Sara is a freelance writer and photographer, and Rory is an assistant head teacher.

THE LOOK

Rustic minimalism with a calm white palette and original features.

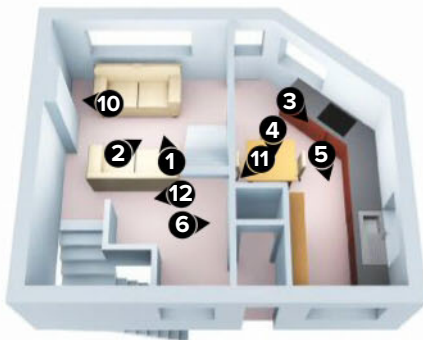
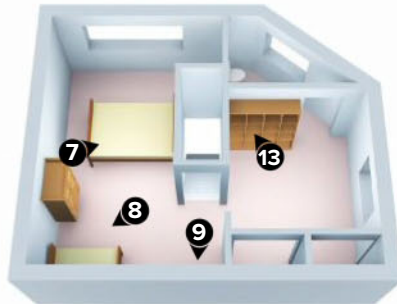


LESSONS LEARNED

“Think ahead. My decision to sand the floors came after we'd painted the walls, which was too late. We'll need to wait and redo them both in the future.”

FIRST FLOOR ▶

To the right of the stairs, an open-plan space has a sleeping area for Orla and one for Sara and Rory, leading round to a dressing area and bathroom



◀ GROUND FLOOR

The front door opens into a hall, with the living room on the left and the kitchen-diner on the right. A staircase in the living room leads to a lower-ground floor, which the couple plan to turn into an additional living room, bedroom and shower room

② Living room

Add a rustic touch with plenty of natural wood

For a similar rug, try the Yarn, from £245, Loaf. For a similar floor cushion, try the diamond jute oblong, £170, Seat-pads.co.uk





‘I truly think that living with less frees you up practically and emotionally, and that a tidier space means a tidier mind’





After expanding their search radius from the outskirts of Manchester to more rural areas beyond, Sara Tasker and her partner, Rory O'Neill, discovered their new home.

'We weren't supposed to love this house,' says Sara. 'We couldn't afford it, but once we'd seen it, there was no going back. The speed and intensity with which we loved it shocked us. We ran around the house literally squealing with delight - it was so perfect for our family.'

The house was converted into its current state in the Seventies, having previously been a wool mill, then three separate dwellings and finally a sweet shop. 'It had been on the market for a long time, perhaps due to its rather quirky décor,' says Sara. 'It was pretty eccentric.' But the couple could see how beautiful the place might be, with its breathtaking views and original features crying out to be resurrected.

Sara and Rory were absolutely determined that the house would be theirs. 'We entered into the mother of all haggles over the price,' Sara explains. 'Then, when we still couldn't →

3 Kitchen

The worktop is a vintage shop counter from the house's days as a sweet shop

For a similar reclaimed worktop, try a selection, Retrouvius. For a similar range cooker, try the two oven in Racing Green, from £6,995, Aga

4 Dining area

The table is Sara's most loved possession.

'It's home to all the incidentals of family life - breakfast crumbs, finger painting, late-night toast and spilled red wine,' she says. 'The good times happen here'

For a similar dining table, try the Refectory, £1,150, Laura Ashley. Ottava pendant light, £35, Ikea



‘We wanted to strip the property back to its bones and create a simple, neutral space, while preserving the character and imperfections’



5 Kitchen

The house's whitewashed beams, discovered under pine cladding, have been matched with simple white dining furniture

For a similar chair, try the vintage, £69.99, Fjord range, Maisons du Monde





‘I feel like we’ve made space for the house to breathe’

6 Living room

‘We have a great collection of vinyl records, mostly Rory’s, which we love playing at any opportunity,’ says Sara. Nornäs storage bench, £90, Ikea. For a similar record player, try the Cruiser, from £64.99, Crosley range, John Lewis. For a similar lamp, try the Tripod, £160, Habitat

afford it, we called in a few favours. Our mortgage was still in the balance right up until moving day, but thankfully everything came together in the nick of time.’

Once the family had moved in, Sara and Rory set to work immediately on a list of essential jobs. ‘Everything felt completely over the top,’ explains Sara. ‘There were garish murals, curlicues on the stairs, multicoloured door panels, pine cladding, polystyrene ceiling roses and fake Victorian tiles glued to the fireplaces. We knew we wanted to strip the property back to its bones and create a simple, neutral space, while preserving the character and imperfections that give the house its integrity.’

Out went the inappropriate add-ons, murals and wild colours, and in came gallons of white paint. ‘It’s the perfect blank canvas for your



home and is so easy to match, bleach and touch up,’ says Sara. The couple had one decorating disaster, though. ‘A few of the wooden walls had been stained with wood oil, but I didn’t know so merrily painted them in white emulsion,’ says Sara. ‘The next morning, the oil had seeped through and we had streaky yellow walls – it was hideous.’

Once the basics had been taken care of, it was on to furnishing the rooms. Sara is a minimalist at heart, and liked the house the most before the boxes had been unpacked. ‘I’m always on a mission to get things back to that level of simplicity,’ she says. ‘I’m constantly reviewing possessions to try and see where we can pare back and simplify. I have a one-in, one-out rule, and am ruthless with clutter. I truly think that living with less frees you →





3 of the best SCANDI-STYLE SEATS



Hot seat
Go for a classic look with a pared-back design
Nordic chair, Cult Living range, Cult Furniture



Natural touch
This beautiful piece is woven by hand
Pranati stool, Out There Interiors



New look
A folk-inspired footstool that doubles up as a seat
Loom stool in oak and white, H Furniture range, Amara

7 Bedroom

This space is typically calm and simple. 'The windows are quite low and we love that we can lie in bed and look out at the view,' says Sara. For a similar bed, try the Mya, £399, Wayfair. Lazy bed linen, from £20 for two pillowcases, Loaf. Ranarp lights, £18 each, Ikea



up practically and emotionally, and that a tidier space means a tidier mind,' she says. The living room shows off her ethic beautifully, housing little more than a couple of sofas with a few plants and baskets to complement the open fire. But it's the kitchen that is the heart of the home. 'It's where we all gravitate to,' says Sara. 'Orla has a play kitchen in here and we love baking together and hanging out.'

At the top of the stairs is one large space, that the couple have casually zoned into a sleeping area for themselves and another for Orla, as well as a dressing area and an enclosed bathroom. 'As our family grows, we'll eventually add in partition walls and new skylights on the top floor, but for now it's perfect for our needs,' says Sara. 'I feel like we've made space for the house to breathe. My favourite parts of it are the ones that are imperfect and aged, like the bare wooden window ledges, the scuffed floorboards and the higgledy stone walls.'

One of the main reasons for the family's move was to be near the woods, streams and quiet of nature. 'We knew we wanted to live in the countryside and escaped there whenever possible, but for some reason we were going to wait until we retired,' says Sara. 'I'm so glad we saw the (slightly murky, Yorkshire) light. Here, nearly all the windows face south, so the difference in light on sunny days and grey days is dramatic. We love the view, which changes with the weather, the time of day and the seasons, so it never, ever gets old.' 🏡



8 Orla's bedroom

'Orla's space is just a corner in the upstairs room – it works well for the moment,' says Sara

Minnen bed, £85; Hensvik wardrobe, £80; both Ikea. For a similar teepee, try the Indian, £83, Hedgehog. For a similar sledge, try the Davos, £40, Wooden-sledges.org.uk.

9 Orla's bedroom

Pretty lettering breaks up the all-white scheme and gives the room a touch of personality

Keep The Wild In You decal, £14.01, Catita Illustrations



10 Living room
Subtle shelving is used to display art, books and curiosities
For similar art, try the butterfly print, £19.95, Graham and Green



11 Dining area
Attaching postcards, photos and simple prints with tape gives the arrangement a more rustic feel
For similar artwork, try a selection, The Calm Gallery

DON'T MISS
the details

Add character to a pared-back scheme with eclectic displays of artwork and authentic rustic details



12 Living room
A large sketch hangs on the stairs leading down to the basement area
Paris Elevations artwork, £78.09, Studio Esinam



13 Dressing area
'This will be converted into a kids' bedroom one day, so I'm enjoying it as much as I can,' says Sara
For similar antique fittings, try a selection, J Shiner & Sons

FEATURE AND STYLING HANNAH BULLIVANT PHOTOGRAPHS KRISTY NOBLE
BOX COPY LISA FAZZANI PLANS PERSONA-ID



Get Sara's look

Go for calm country style with soft whites and rustic details

FOR WHERE TO BUY ITEMS SHOWN, TURN TO OUR SHOPPING DIRECTORY

LIVING ROOM



Layer soft textures to bring a cosy, comfy feel to a scheme



£55

Hang on
Team with photo frames for an eclectic wall display
Gaze round mirror in brass, Eclect Design

Go green
Give your room a natural touch
Faux plant in basket, Debenhams



£25



Shine on
Pick a workshop lamp for an industrial feel
Signal two arm desk light, Jieldé range, Clippings.com

£220

FEATURE LISA FAZZANI PHOTOGRAPH KRISTY NOBLE

Fringe benefits

A subtle print adds interest to a monochrome palette
Pattern weave cushion cover, H&M



£12.99

Daisy chain
A pretty way to break up a white wall
Daisy wreath (diameter 35cm), The Contemporary Home



£30

Back to black
Pop next to the hearth for a stylish way to stow fire wood
Round wire storage basket, Vincent and Barn



£39



New angles
Go for a rustic feel with a wooden frame
Case Stanley sofa in Miriam Natural (H72cm x W155cm x D90cm), John Lewis

£1,900

As
featured
in our
latest
TV ad

Practically Perfect

Our popular faux wood blinds aren't just stunning, they're also endlessly practical. They look just like real wood, down to the grain. Plus they're robust enough to take on all comers and are easy to care for too! A perfect choice for any room.

With unrivalled choice, free samples & a 3 year guarantee on all our products, you can see just why we've covered over 4 million windows to date.



blinds2go™

آموزشگاه انعکاس منبع جدیدترین اطلاعات، مقالات و دوره‌های آموزشی دکوراسیون داخلی

 Enekas.Academy

 Enekas.Academy





‘It’s a blend of new and unusual’

Want an individual look? Take your cue from Paul Kettley and combine contemporary pieces with global inspiration

FOR WHERE TO BUY ITEMS SHOWN, TURN TO OUR SHOPPING DIRECTORY

The big **CHANGE**

REWORKING THE LAYOUT,
FITTING A NEW KITCHEN
AND BATHROOMS,
REDECORATING AND
ACCESSORISING
IN A BOLD MIX
OF STYLES



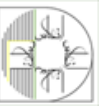
آموزشگاه انعکاس منبع جدیدترین اطلاعات، مقالات و دوره‌های آموزشی دکوراسیون داخلی



① Living room

Painting the walls in soothing shades meant Paul could have a blast with fabric patterns and wild accessories without overpowering the space
Zyana chevron grey rug, from £195, Graham and Green. Pelican lamp, £85, Abigail Ahern/Edition range, Debenhams

Get the
LOOK
PAGE 96



Take the 60-SECOND TOUR

BOUGHT FOR £750,000 | SPENT £188,000 | NOW WORTH £1.2 million



THE PROPERTY

A four-bedroom, detached, early Eighties house in Bath, Somerset. The owner bought it in 2014.

WHAT IT COST

Building work.....	£35,000
Project fees.....	£21,000
Kitchen.....	£37,000
Bathrooms.....	£8,000
Flooring.....	£11,000
Fitted furnishings and furniture.....	£70,000
Decorating.....	£6,000
TOTAL.....	£188,000

WHO LIVES HERE

Paul Kettley lives here and his sons George, 14, and Diddy, 12, stay

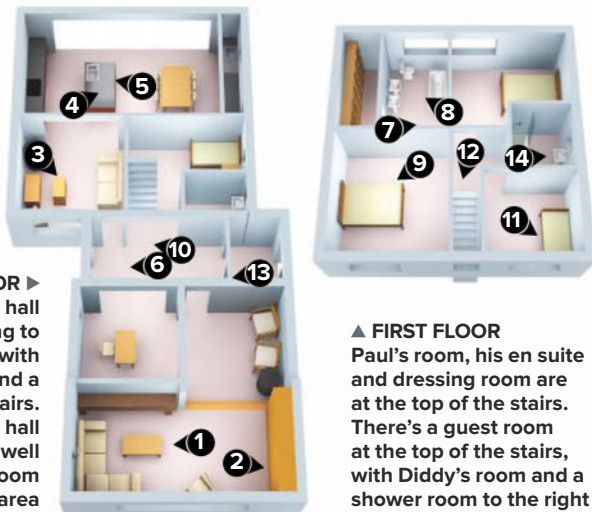
at the weekend. Paul is an adviser for the oil and gas industry.

THE LOOK

Pale walls and floors create a backdrop for an interesting mix of old and new furniture and eclectic pieces in a bright space.

LESSONS LEARNED

“It’s important to live in a property to get the feel of it before making any drastic changes, especially if you’re thinking of altering the layout. I lived here for six months to see what worked for me and what didn’t, and the wait has really paid off.”



GROUND FLOOR ▶
To the left of the hall is a snug leading to a kitchen-diner, with George’s room and a loo beyond the stairs. To the right of the hall is an office, as well as the living room with a study area

▲ FIRST FLOOR
Paul’s room, his en suite and dressing room are at the top of the stairs. There’s a guest room at the top of the stairs, with Diddy’s room and a shower room to the right



‘The house had been beautifully maintained and was immaculately kept, but it was like walking into an Eighties museum’

2 Study area

Paul had a desk with storage space fitted in a corner of the living room. A circular-perforated radiator cover and wire chairs lighten the look. For similar chairs, try the DKR chrome wire side chairs, £64.94 each, Stonebutterfly





Paul Kettley was looking for a completely fresh start when he set out to find himself somewhere new to live. His previous home had been a 17th-century coach house, so this time Paul wanted to find a property that was different in every way and really make it his own.

'I wanted to move into the centre of Bath in Somerset, but so many of the properties there are Georgian townhouses, which are beautiful, but not what I was looking for,' he explains. 'I was abroad when I saw this property come on to the market. I knew exactly where it was and contacted the estate agent straightaway.'

Built out of sandstone-coloured concrete blocks in the late Eighties, Paul describes the architecture of the house as 'brutal', but it was actually those hard lines and the modern,

graphic design that really appealed to him. He was so sure that the house was exactly what he was looking for that he put in an offer before he even arrived back in the country, but the homeowner insisted on meeting him before going ahead with the sale.

'I popped round with my sons, George and Diddy, at the weekend,' he says. 'The owner was a charming man who had lived in the property since it had first been built. The house had been beautifully maintained and was immaculately kept, but it was like walking into an Eighties museum, complete with smoked-glass doors, coloured bathroom suites and an old-fashioned water fountain in the hall.'

Paul's job takes him abroad for much of the year, and while that meant he could avoid all the upheaval of the renovation, it also meant he was unable to project manage while he →

3 Snug

An old Laura Ashley sofa was re-covered in a luxurious deep velvet fabric to add a strong colour focus, while the chest coffee table keeps the look quirky and is a reminder of Paul's travels. Sofa re-covered in Folia Velvet in Teal, £57 per m, Harlequin range, John Lewis. For a similar coffee table, try the Chic trunk, £420, Alexander & Pearl



4 Kitchen-diner

A central wine cooler was top of Paul's kitchen wish list, so he splashed out and had one built into a tall bank of storage units. He went for a statement pendant light over the dining table for a striking focal point
Starkey chandelier, £149, Made.com

5 Kitchen

The chic lacquered-brass island works perfectly with handleless, Scandi-inspired units, while the wall tiles complement the sofa in the snug
Bespoke kitchen units, from £25,000, AJB Group. Russell Square wall tiles, £89.76 per sq m, Fired Earth



6 Hall

Paul chose a minimalist coatstand and cowhide rug for the hall to keep the space uncluttered

Knippe hat and coatstand, £25, Ikea. For a similar rug, try the natural cowhide rug, £195, Puji



7 En suite

Craving some boutique-hotel style, Paul opted for an en suite, separated from the sleeping area by a wood-effect partition

For a similar freestanding bath, try the Lagoon, £1,799, Bathstore

8 En suite

A mirrored panel behind the large rectangular twin basins adds luxe appeal

For similar floor tiles, try St Ives Lanyon glazed porcelain tiles, £59.90 per sq m, Fired Earth

was away from home. Instead, his brother and sister-in-law, James and Beth, stepped in to help. As James heads up a build and project management company and Beth is an interior designer, they were both very well placed to take on the job. 'They had great ideas when it came to making plans for the space, which is essentially two box-shaped areas linked by the hall,' Paul explains.

Having lived in many different countries because of his work - from Australia to Nigeria and Switzerland to the USA - Paul has developed an eclectic, globally influenced style. The fact that he spends so much of his life in hotel rooms has resulted in his desire

for a thoroughly individual look that takes inspiration from around the world. In his new home, contemporary wood burners share space with quirky animal lamps, while a pair of vintage snow skis adorn a wall next to modern lacquered worksurfaces. Elsewhere, characterful Old Master-style portraits sit comfortably alongside contemporary furnishings. 'Beth suggested going to London to look around Chelsea and get inspiration from shops such as The Conran Shop and a few auction houses, so she could get a feel for my taste,' Paul explains. 'I was very ready to listen to new ideas.'

With that in mind, he wasn't surprised to return home from working abroad, only to →





‘It’s not exactly lateral living, but there’s a lot of openness here’



3 of the best STATEMENT SHADES

Inside story

A flash of copper brightens up this smart design

Hue pendant,
Made.com



£29



£79

To the wire

Add an industrial vibe with a black wirework piece

Bency wire pendant,
Out There Interiors

Scandi style

The curved oak looks sculptural

Skipper pendant,
Tom Raffield
range, Amara



£185





9 Guest bedroom

With its copper-coloured lining, the pendant shade continues the metallics theme that runs throughout the house

For a similar shade, try the Jet Black cotton lampshade with gold lining, £40, Notonthehighstreet.com

10 Hall

A glass panel next to the staircase keeps the hall feeling open, while the flooring laid at an angle subtly breaks up the space's linear feel

For similar flooring, try the Knight Victorian oak KP91 vinyl tiles, £15.49 per sq m, Karndean Design Flooring range, Posh Flooring

find his chosen kitchen tiles laid in a stylish herringbone pattern and the flooring in the hall positioned at an unexpected angle. 'I was incredibly lucky to have two people I trust completely to project manage the job while I was away,' he admits. 'I wanted a new life and that meant moving away from doing things how I'd done them in the past.'

Now, in place of the downstairs main bedroom, there's the big kitchen and dining space that Paul had longed for. He chose not to go for bifold doors, preferring the simplicity of sliding glass doors instead. The expansive island unit is covered in lacquered brass, creating a stunning and highly individual centrepiece. 'I love to cook and entertain, and there's plenty of room for guests around the island unit and in the adjacent snug,' he says. 'It's not exactly lateral living, but



'I wanted a new life and that meant moving away from doing things how I'd done them in the past'

there's a lot of openness here - it feels like I'm in some kind of European villa.'

Inspired by Paul's love of hotel style, the main bedroom is a real modern sanctuary. James recommended a device he has used in many hotel schemes - installing a three-quarter-height dividing wall to create an en suite that leads to a dressing room. It provides privacy, but leaves the room still feeling spacious. George and Diddy also have their own stylish, individual bedrooms.

The house's proximity to the city centre means that Paul has found the ideal location to suit his lifestyle - whether he's catching the train to London, flying off to the Far East or popping to his local coffee shop. 'I've lived in so many places, but this is the first time I've ever felt that I've found my forever home,' he says. 'I don't think I will move from here.' 11





11 Diddy's room
Wall-mounted rhino heads add fun factor
 For similar rhino heads, try the Rudie hooks, £12 each, Graham and Green



12 Staircase
Create a cluster of picture frames in different styles and shades
 For similar picture frames, try a selection, BHS

DON'T MISS
the details

Paul has mixed quirky pieces with more classic designs to give his scheme added character



13 Entrance
Choose a pocket of space and give it wow accessories
 For similar lights, try the Prince Edward top hats, £76 each, Notonthehighstreet.com



14 Shower room
Complement marble with bold gold hues
 For a similar basin, try the Akhil gold basin, £200, Bathroom Cash & Carry



Get Paul's look

Achieve a modern feel with statement pieces and retro designs

FOR WHERE TO BUY ITEMS SHOWN, TURN TO OUR SHOPPING DIRECTORY

IDEAL



£1,995

Go with the grain

A contemporary style in traditional materials
Siena four-door sideboard in antique oak (H68cm x W190cm x D48cm), Heal's

Table talk

Based on a Fifties classic
Kimble nest of tables, Ercol range, Marks & Spencer

£599



£30

Abstract view

Wow your sofa with this bold colour-block cushion
Geo cushion in Clementine and Steel, John Lewis



Grand scale

A fun oversized lighting option
Type 75 Maxi floor lamp in Graphite Grey, Anglepoise

£750

£475



Take the floor

Try this chic chevron design in hand-tufted wool
Chatham CHT 715D rug (L244cm x W152cm), Kelaty

GREAT DEAL



£699

On the dark side

Rich walnut veneer and a brushed-steel rim create a clean, simple look
Nox sideboard (H80cm x W180cm x D45cm), Dwell

£7



Colour pops

Work a bright and zany Sixties-inspired scheme
Malin Figur cushion cover in blue, grey and yellow, Ikea

Double up

Winning retro style
Skandi nest of lamp tables in walnut veneer, Dunelm

£120



£199



Sharp design

A stunning grey and ivory geometric
Chevron rug (L230cm x W160cm), Marks & Spencer

Right angle

This stylish lamp has a smart feel thanks to its glossy finish
Angled floor lamp in grey, England at Home

£130

FEATURE LISA FAZZANI PHOTOGRAPH FRASER MARR



Crowd pleaser

The perfect sofa for open-plan spaces
Stella medium corner sofa (H90cm x W258cm x D98cm), Sofa.com

£4,770



Keep it simple

Clean lines make for cosy, modern seating
Pembroke corner sofa (H87cm x W246cm x D97cm), Arlo & Jacob

£2,690



Free mainland UK delivery • Over 90% of orders delivered next day • Visit our central England showroom NG10 2GD • TRUSTPILOT ★★★★★



DELILAH Retro Lounge Chair
£74.99



JEAN MARK Adjustable Stool
£89.99



LUCIA Mirrored Bedside Table
£129.99



TRETTON Media Unit
£187.99



RENOIR Dining Table
£299.99



POSITANO Ring Back Chair
£89.99

Order your free brochure and view the full collection at www.my-furniture.co.uk

آموزشگاه انعکاس منبع جدیدترین اطلاعات، مقالات و دوره‌های آموزشی دکوراسیون داخلی

Enekas.Academy

Enekas.Academy



‘We mixed French and British styles’

Add a little va-va-voom to classic British style, like Josephine Lecouflé-Vinet and Nicolas Vinet have done

FOR WHERE TO BUY ITEMS SHOWN, TURN TO OUR SHOPPING DIRECTORY



The big CHANGE

EXTENDING THE GROUND FLOOR TO CREATE AN OPEN-PLAN KITCHEN, DINING AND LIVING SPACE WITH AN OFFICE AREA

① Kitchen

A mix of glossy aubergine and grey units, as well as orange dining chairs, gives this open-plan space a flamboyant look
Gloss units in Stone Grey and Aubergine, £153 for a W600mm base unit, Designer Kitchen range, Wren Kitchens





Get the
LOOK
PAGE 108



Take the 60-SECOND TOUR

BOUGHT FOR £380,000 | SPENT £85,000 | NOW WORTH £550,000

THE PROPERTY

A three-bedroom, Thirties, end-of-terrace house in Muswell Hill, north London, bought in 2010.

WHAT IT COST

Building work.....	£70,000
Kitchen.....	£3,000
Bathrooms.....	£1,400
Flooring.....	£2,500
Furniture.....	£8,100
TOTAL.....	£85,000

WHO LIVES HERE

Josephine Lecoufflé-Vinet and her husband Nicolas Vinet live here with their sons, Alexis, nine, and Oscar, six. Josephine is a designer and Nicolas is a software development manager.

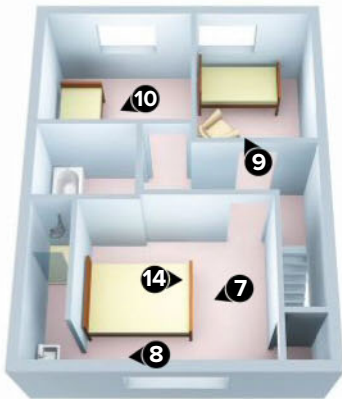
THE LOOK

A melange of French and British style, peppered with vintage finds, designer pieces and splashes of uplifting colour.



LESSONS LEARNED

“The children stayed with family in France during the summer while the work was going on. This put the builders under pressure for a completion date and silly mistakes were made with the final touches.”



◀ FIRST FLOOR

The main bedroom is to the left of the stairs. Next to it is the bathroom, then Alexis's bedroom, with Oscar's bedroom on the other side



GROUND FLOOR ▶

To the left of the front door is a snug leading through to the kitchen-diner. At the back of the open-plan space is an office area on the left and living area on the right

2 Snug

Josephine has created a reading area off the kitchen-diner. 'This is where my boys like to play,' she says

For a similar sofa, try the Jonah, £649, Made.com. For a similar rug, try the Fresh Stripe, £465, Brink & Campman range, Heal's



‘My father was an antiques dealer and he passed on to me the appreciation of beautiful pieces. We regularly exchange advice and tips’





‘The new layout has been designed around our busy family life, so it works perfectly’

While studying in Québec City, Canada, Paris-born Josephine Lecouflé-Vinet met her husband Nicolas, who is from Montreal. The couple moved to London for work, where they initially rented a period flat for themselves and their son Alexis. ‘While it was a lovely space, there came a point when decorating it just wasn’t enough for us,’ says Josephine. ‘We wanted to invest in a real project and add our personal touch. Also, after our second son, Oscar, was born, we craved more space.’

Josephine knew she had found an ideal creative investment as soon as she viewed

a Thirties end-of-terrace house in the leafy enclave of Muswell Hill in north London. ‘It presented a realistic challenge,’ she says. ‘We didn’t want to be too ambitious, as we had a relatively small budget, but we could see this property had great potential.’

Nicolas kicked things off by repainting all of the rooms, removing carpets and insulating the loft. However, Josephine wasn’t keen on the succession of small, dark rooms on the ground floor, which included a separate dining room and an old conservatory. ‘The layout just wasn’t conducive to family life, so we saved up for three years to build an extension,’ she says.

The couple’s budget hit some unexpected obstacles, however, which added a hefty →

3 Kitchen-diner
Josephine carefully planned out specific zones for cooking, dining and relaxing in this open-plan space. ‘It’s amazing in the summer, when we open the bifold doors out to the garden,’ she says
Natural engineered oak brushed and oiled flooring, £39.57 per m sq, Wood And Beyond



4 Dining area

This space is defined by a block of deep purple paint on the lower half of the walls. A mix of black frames creates a mini gallery for artwork. Lower walls painted in Mulberry Burst matt emulsion, £23.92 for 2.5ltr, Dulux range, B&Q. For a similar dining table, try the Drio, £695, Habitat

5 Kitchen-diner

Mid-century-style dining chairs in orange act as a bold contrast to the purple walls. 'Decorating is a process of layering – starting with a base idea and then building its character with different colours and furnishings,' says Josephine. Victoria Ghost chairs in orange, £186 each, Kartell range, Made In Design



Get the
LOOK
PAGE 108





6 Office area
This is the ideal space for Josephine to work on her design projects. 'I've added storage for my materials and samples, plus cupboards for the children's toys,' she says
 Bestå storage, from £30 for a unit, Ikea. For a similar zebra decoration, try the Ziggy, £130, Argos

£18,000 to the final bill, as well as several weeks of building work to the project. 'Before we could get planning permission to build the extension, we had to move a manhole to a more easily accessible spot,' explains Josephine.

The discovery of faulty electrics led to the entire house being rewired. 'We hadn't planned to do any work to the first floor, but as all the ceilings needed to be removed to accommodate the new wiring, we decided to create an en-suite bathroom by building a partition wall in the main bedroom,' explains Josephine.

As soon as planning permission was granted, work began on the extension. The builders removed the shabby conservatory and laid foundations for a larger extension to take its place. 'There was a point when the house was just a shell, and Nicolas and I were

camping in the garden,' says Josephine. 'Our lovely next-door neighbour felt sorry for us and invited us to stay with her for the final three weeks of the build.'

With the extension in place, Josephine started planning how to divide up the new open-plan space. She wanted the kitchen to set the tone for the rest of the house, and the couple spent months sketching out how to organise the space to best effect. 'The room was too big and soulless, so I had to compartmentalise it visually into smaller zones for living, cooking, dining and working,' says Josephine. 'The new layout has been designed around our busy family life, so it works perfectly.'

Throughout it all, Josephine, who runs interior-design company JLV Design (07964 164799; jlv-design.co.uk), has remained true →



7 Main bedroom

The couple built a partition wall behind the bed, allowing them to create a small en suite

Chrome bed in Dove grey wool, £895 for a king-size frame, Loaf

‘We wanted to invest in a real project and add our personal touch’



8 Main bedroom

The basin leads into the en suite
Lillången basin cabinet, £90, Ikea



3 of the best
SMALL-SCALE STORAGE



£39

Off the peg
Keep office essentials in order
Noticeboard (H61cm x W41cm), Clare Loves



£67

Shape up
Fill with small trinkets
Display box (H38cm x W44cm), Bloomingville range, Amara



£69.95

Grid action
Ideal for an office
Wall mounted unit (H66cm x W46cm), Rockett St George



9 Oscar's room

Josephine painted the bottom half of the wall in khaki green and added a neon-yellow strip above it to bring the room to life. For a similar green paint, try the Tuscan Olive Indulgence Matt Emulsion, £24.99 for 2.5ltr, Crown range, Homebase

10 Alexis's room


A dark-grey feature wall is the ideal backdrop for a bright set of Tintin illustrations. 'I like using colours that the boys will grow into,' explains Josephine. Lou Lou Ghost children's armchair, £78, Kartell range, Made In Design

to her signature style, drawing on her French roots as well as her passion for English eccentricity. 'I try to think outside of the box,' she says. 'I usually start with a classic base colour and gradually add bolder shades and patterns, and then furniture and unusual accessories to bring in character. My father was an antiques dealer and he passed on to me the appreciation of beautiful pieces. We regularly exchange advice and tips on design and style.'

Josephine's design ethos also focuses on injecting humour into the mix, such as the 'house rules' wall decal in the dining area. All of her colour choices are carefully considered. 'It can be intimidating to paint an entire wall, but by just painting certain sections, I can create interesting niches to make a large room appear cosy,' she says. 'Another trick is to add a thin strip of neon paint above a block of dark colour, as I've done in the dining area and in Oscar's bedroom. It really can bring a room to life, especially when set against strong colour.'

Now the entire house is complete, the couple are extremely satisfied with the end result. 'Nothing prepares you for your own project,' says Josephine. 'While it took many weeks to complete the space, we've achieved exactly what we wanted - a real family home.'

'The old layout just wasn't conducive to family life, so we saved up for three years to build an extension'





11 Staircase

A collection of art miniatures and mirrors adds interest to the hall

For a similar mirror, try the Odette convex, £100, Cox & Cox



12 Office area

Put colourful office stationery on display

For a similar pegboard, try the medium, £40, Block Design

DON'T MISS
the details

Unusual ways to display trinkets and eye-catching wall art give this home unique character

HOUSE RULES

LOVE EACH OTHER
HOLD YOUR HEAD HIGH
LAUGH A LOT
TRY EVERYTHING ONCE
SAY PLEASE & THANK YOU
NEVER GIVE UP
DON'T PLAY BALL IN THE HOUSE
ALWAYS TELL THE TRUTH
CHEW SWALLOW SPEAK
TRUST IN YOURSELF
NO WHINING
BE RESPECTFUL
KEEP YOUR PROMISE
FORGIVE EVEN WHEN IT'S HARD
DO WHAT YOU LOVE
BREAK THESE RULES ONCE IN A WHILE



13 Dining area

A wall decal adds a light-hearted feel

For a similar wall sticker, try the House Rules, £29.99, The Present Finder



14 Main bedroom

Make a feature of your best clothes

Dots hooks, £79 for five, Muoto range, Made In Design



Get Josephine's look

Create an upbeat dining area with an eclectic mix of pieces

FOR WHERE TO BUY ITEMS SHOWN, TURN TO OUR SHOPPING DIRECTORY

DINING AREA



Hits of bold colour create a fun and vibrant scheme

HOUSE RULES

LOVE EACH OTHER
HOLD YOUR HEAD HIGH
LAUGH A LOT
TRY EVERYTHING ONCE
SAY PLEASE & THANK YOU
NEVER GIVE UP
DON'T BE A GUILTY CONSCIENCE
ALWAYS TELL THE TRUTH
NO WHINING
BE RESPECTFUL
KEEP YOUR PROMISE
FORGIVE OTHERS WHO DON'T
DO WHAT YOU LOVE
WASH YOUR HANDS REGULARLY



£66.41

Artistic arrangement

Create a gallery wall with prints in matching frames

All of a Twitter framed print (H30cm x W22cm), King & McGaw

£19.95

Pitcher this

Serve drinks in vintage style
Set of four glass carafes in carrier, Dotcomgiftshop



£104

Neat idea

Keep Ideal Home to hand
Rack magazine holder, Scandinavian Design Center



Inside story

Concealed drawers hide away cutlery and table linen
Hana oak dining table with storage (H75cm x L180cm x D90cm), Habitat

£595



Colour pop

Perk up a plain sofa
Marbella cushion cover, Maisons du Monde

£8.99



Go grey

Choose a sofa in a neutral, suits-all shade
Jackson sofa in Dash Silver (H91cm x W176cm x D91cm), The Basics range, John Lewis

£349



£186

Orange crush

Introduce some contemporary cool with an iconic design
Victoria Ghost chair in orange, Kartell range, Amara



Fresh feel

Swap your standard toilet for a state-of-the-art shower loo AquaClean Sela wall-hung loo, £2,386, Geberit

Update your BATHROOM

Replace your existing loo with a state-of-the-art design from Geberit

Whether you're planning a new bathroom from scratch or you're just thinking about replacing your old sanitaryware, it makes sense to invest in innovative, top-of-the-range products. With its sleek, modern design, Geberit's AquaClean range of shower toilets combine the functionality of a loo and the cleaning properties of a bidet.

Keep clean in comfort

Representing the next generation of loos, the AquaClean Sela will fit seamlessly into any bathroom scheme thanks to its streamlined design by Italian architect Matteo Thun. Simple to operate via buttons on the side of the loo or with a remote control, the AquaClean Sela cleans with

a gentle, airy water spray set at body temperature – and its intelligent shower function, power supply and water connection are all integrated into the pan, making them invisible. The spray has five levels of intensity and the oscillating motion provides superior cleaning.

Pick the right model

The AquaClean range offers wall-hung or floorstanding fixtures, and some models are available with special extras, such as an integrated warm-air dryer or programmable, personalised wash functions. If you just want to update your existing loo, you can get Geberit's 4000, 5000 and 5000plus, which are compatible with most ceramics and can be retrofitted to your existing pan.



'For the ultimate light, bright bathroom, steer clear of coloured suites and stick to white walls, floor tiles and sanitaryware'

MICHELA COLLING, STYLE EDITOR

ENJOY THE BENEFITS

Discover the shower loo's top functions

- **SIMPLE TO OPERATE** You can adjust the temperature and intensity of the water spray using the discreet hidden panel or the handy remote control.
- **PERSONALISED FUNCTION** Thanks to an integrated user-identification function, the water starts heating automatically as soon as you approach the loo.
- **ECOFRIENDLY OPERATION** When the toilet isn't in use, it switches to standby mode, which means that it will save money and be kind to the environment.

Control pad

Use this subtle panel to control the water's heater and intensity



For more information...

FIND YOUR NEAREST STOCKIST AND FURTHER DETAILS OF ALL THE AQUACLEAN MODELS ONLINE AT GEBERIT-AQUACLEAN.CO.UK

GEBERIT

Give your home a stately feel

Create a room that's full of elegance and glamour with the stylish new Manor House trend

We all long to design a look that delivers real impact, but it can be tricky knowing how to re-create a sense of stately glamour at home. Taking inspiration from country estates such as Chatsworth House in Derbyshire, the Manor House trend from Sainsbury's uses a deep palette, bold prints and gilded accessories to give your interiors a sense of drama and elegance this season.

Choose rich colours

Full of royal purple, bold aubergine and shimmering gold tones, this look is defined by its sumptuous colourways. Start with neutral walls, then complement simple, pared-back hues with lavish prints in vintage-inspired violet and understated taupe. Finally, add a touch of lived-in luxury with pieces in burnished gold, for a nod to the old-school glamour of country estates.

Go for intricate patterns

Unlike traditional summer florals, this look uses antique flower motifs alongside classic damasks to create a sense of faded charm. Make these striking prints the focus of your room, with bold bedding and eye-catching soft furnishings. Help these patterns work harmoniously in a space by teaming them with cushions and throws in tonal plains, then work in sumptuous velvet textures to give the look additional elegance.

Add decadent accessories

It's the finishing touches that bring a look to life, so enliven the opulent prints and pigmented colour palette with well-chosen accessories. Fresh flowers, romantic wall art and playful tassels give the room character, while shimmering tealight holders, burnished mirrors and picture frames with gilded edges will add an extra dimension.



Lap of luxury

Team elegant prints with metallics for modern opulence
Manor House floral bed linen, £22 for a double duvet set;
Manor House throw, £14;
velvet bolster cushion, £12;
gold-effect mirror (opposite), £32; all Sainsbury's



In the frame

Its burnished texture adds a refined feel
Glass frame, £10, Sainsbury's

Golden touch

They'll shimmer with candlelight
Gold-effect tealight holders, £2.50 each, Sainsbury's



Clear winner

Fill with tall blooms for a focal point
Purple glass vase, £12, Sainsbury's





Floral fancy
Team pretty prints with tonal plains
Manor House cushion, £14, Sainsbury's

Soft side
Use plush velvet textures for a luxurious feel
Purple velvet cushion, £10, Sainsbury's



Under cover
Give your bedroom a glow
Cut-glass candle, £5, Sainsbury's

For more information...

TO SEE MORE NEW PRODUCTS FROM THIS AND THE OTHER SEASONAL RANGES, AND TO FIND YOUR NEAREST STORE, VISIT sainsburyshome.co.uk

Sainsbury's



redefine
by morphy richards

this is where the similarity ends



this is where the exceptional begins



Question everything, even the basics: Is this the best way to iron? Are there other ways to make toast?

Our Redefine range is the expression of this philosophy, combining pioneering technology and design flair to create inspired, revolutionary products that look as good as they perform.

www.morphyrichards.co.uk/redefine

Win the future of
home appliances

We're giving you the chance to win the entire Redefine by Morphy Richards range. To enter visit www.morphyrichards.co.uk/redefine

Draw open UK, 18+. Closes 03/06/2016. Full T&Cs online.

آموزشگاه انعکاس منبع جدیدترین اطلاعات، مقالات و دوره‌های آموزشی دکوراسیون داخلی

 Enekas.Academy

 Enekas.Academy



PROPERTY PROJECTS

Get the very best advice and inspiration for all your home renovation projects

FOR WHERE TO BUY ITEMS SHOWN, TURN TO OUR SHOPPING DIRECTORY



'We feel so much more connected to the garden'

Madeleine Wilson wanted an extension with wow factor for her semi in Kew, London, but her plans were restricted as she lives in a conservation area.

Architect Paul Wiggins (020 8878 4850; paulwigginsarchitects.com) came up with the clever idea of an angular conservatory. 'Because it's a non-solid structure with a diminishing shape, we got permission to extend further into the garden,' says Paul.

By replacing the dark and narrow kitchen in the middle of the house and the poky

living/dining room at the rear, the family of four now spend most of their time in the open-plan kitchen, dining and living space.

Frost-proof porcelain tiles cover the entire floor and extend out onto the patio, while the two-tiered garden has been landscaped to make the most of the views. 'We've lost some of the garden, but we're much more connected to it,' says Madeleine. 'It's a really great family space.'



FIND OUT MORE...

■ For an uninterrupted view of the garden, the architect created a conservatory without supporting posts. Instead, he used a steel frame for the glazed pointed

roof, which was braced into the rear wall of the house.
■ The Wilsons' conservatory was constructed by Sunparadise UK (01843 808531; sunparadise.co.uk).



SOURCEBOOK

Front doors

Need help choosing? Check out these top five names...

DIRECTDOORS.COM 01968 671681; directdoors.com

This online-only retailer offers both timber doors and low-maintenance composite and UPVC doors. To prevent heat loss, doors with glass sections can be double or triple-glazed. Free delivery for UK mainland orders; prices from £207.

HOWDENS JOINERY

howdens.com Offers a wide range of timber doors and designs in both hardwood and softwood. Go online and type in your postcode to contact your local depot for a quote. Prices on application – trade only.

JELD-WEN 0845 122 2891;

jeld-wen.co.uk Manufactures engineered wood, which tends not to shrink or swell, and composite doors, made from fibreglass, which won't dent, rust, or splinter. Find a retailer by entering your postcode on the website. Unpainted doors in the Redwood range start from £77.

PERFORMANCE DOORSET SOLUTIONS 01706 370001;

pdsdoorsets.uk Offers bespoke doors as well as door sets with sidelights and toplights, made from laminated oak, redwood or other timbers, or composites. Prices start at £350.

PREMDOR 0844 371 5350;

premdor.co.uk This UK manufacturer sells timber doors, including modern, traditional and bespoke options. Choose from oak or hardwood veneers, or a new range of composite doors. Buy through retailers found through the website. Traditional timber doors cost from £260.

Normandie
back-to-wall bath,
£1,400, Fired Earth



Eliptico bath in
aged copper,
from £2,584, Roca



HOT NEWS


Statement baths

If you want to treat your bathroom to a statement bath, there are plenty of design options to choose from – even for small spaces. A good place to start is Fired Earth, which has the elegant, softly rounded Normandie. If you are looking for a traditional claw-foot bath with a more contemporary feel, try on-trend metallic finishes, such as Roca's Eliptico freestanding roll-top design in aged copper, which also comes in four other colours.

If your bathroom is on the small side, save space with a freestanding slipper bath. This stylish alternative uses less room, but still provides a focal point. Try the Old London from Island Bathrooms or the Portobello from Classical Baths. Prices start at £599 and £849 respectively.

Smarten it up

Prepare your outdoor space for alfresco dining by giving tired furniture, planters or lanterns a fresh coat of paint. Spring is the perfect time to experiment with bright colours – try Sunburst, Clover or Cherry Blossom from Ronseal for a bold new look.



Garden paint,
from £10.43 for
750ml, B&Q



ON THE SURFACE

Understated flooring

Wondering what style of soft flooring will blend with ceramic tiles or wood? Try Kersaint Cobb & Company's chunky rib Caribbean Days wool collection for a hard-wearing option that still feels cosy. The range comes in nine neutral shades, including Nevis (pictured), St Barts and Martinique, and is available from independent flooring retailers.



Caribbean
Days flooring in
Nevis, £36.50
per sq m,
Kersaint Cobb
& Company

Project KNOW HOW

Find the right builder for your job by posting your details and checking reviews from other homeowners on mybuilder.com. There's also an advice centre for everything from how to work successfully with your builder to resolving disputes

RESERVE
ONLINE &
COLLECT
WITHIN
THE HOUR

How to stop yelling at the kids ●●● Buy a shoe rack.



Shoes. They're never where they left them. Apparently they move around by magic. And when you've five minutes to get to school, it's hard not to let rip. So invest in a shoe rack – you can reserve one of ours online and collect it within the hour. Then you won't have to count to ten quite so often.

HOMEBASE

Life Improvement

آموزشگاه انعکاس منبع جدیدترین اطلاعات، مقالات و دوره‌های آموزشی دکوراسیون داخلی

 Enekas.Academy

 Enekas.Academy



BEFORE



The house was built in a neo-Georgian style and had dated, small-paned plastic windows

EXTREME Transformations

AFTER



From dull Sixties house...

Sue and Terry Austin reinvented their detached house by adding two extensions and using ultramodern finishes inside and out

Take the 60-SECOND TOUR

THE PROPERTY

A three-bedroom, detached Sixties house in a Hampshire village.

WHO LIVES HERE

Sue and Terry Austin live here.

WHAT THEY DID

The Austins expanded the house with a two-storey side extension for a new main bedroom and a single-storey rear extension

along the back of the house to create an open-plan kitchen, dining and living space. They also reconfigured the rooms on the ground floor.

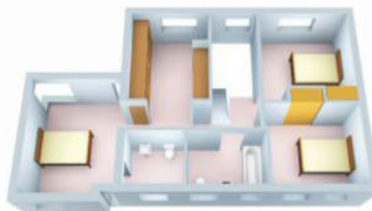
WHAT IT COST

The couple paid £630,000 for the house and spent around £340,000 extending and remodelling the property, which is now worth more than £1 million.



◀ GROUND FLOOR

To the right of the front door is a study, to the left is a music room. At the rear is an open-plan kitchen, dining and living space, a utility room and a loo



◀ FIRST FLOOR

Upstairs, there are three bedrooms and a bathroom. The main bedroom has an en suite and a large dressing room



Aluminium-framed windows, smart glazing and smooth slate link old with new

A large rear extension has created a spacious open-plan living area that's perfect for entertaining

to 21st-century showpiece

Having spent time travelling and working abroad, Sue and Terry Austin decided they wanted to return to the UK to put down roots. The couple had dreamt of building a new home but, unfortunately, it proved too much of a challenge. 'Finding affordable land in the Southeast was impossible and, after hunting for more than a year, we decided to transform an existing property instead,' says Sue.

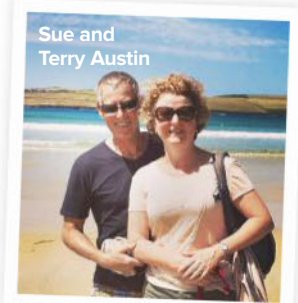
In April 2013, the couple viewed a detached house in a pretty Hampshire village and, three months later, moved in. Built in a neo-Georgian style as part of a small development, the property had a large garden and was situated on the edge of woodland. There were four bedrooms on the first floor and a small kitchen, dining room and living room downstairs.

FORMING PLANS Neighbouring houses had already been extended, which gave the Austins confidence that they would be able to gain

planning permission to increase the size of their home. Sue and Terry knew they wanted a contemporary design, and approached two architects to come up with initial ideas. 'It was useful to speak to two firms, as it allowed us to assess different concepts and it only cost a few hundred pounds more, which was money well spent,' says Sue. 'In the end, we chose to work with AR Design Studio (01962 864545; ardesignstudio.co.uk) because their design was contemporary and exciting, plus we had built up a good relationship with them.'

However, early discussions with the local planners proved tricky, as they felt that any extension would impact on the look of the street. But, gradually, with regular contact between the architect and the local planning authority, a successful conclusion was reached.

DOUBLE THE CHALLENGE With planning permission granted, the couple appointed a builder and, in April 2014, the Austins moved into a caravan in the front garden. As Terry →



Sue and Terry Austin

*We love...
...having the best of both worlds - open-plan spaces for parties and cosy areas for us to unwind in'*



The open-plan space feels light and airy thanks to a large skylight and a wall of glass doors

Underfloor heating keeps the substantial room cosy

is semi-retired, he was able to be on site, purchase materials and oversee the project. AR Design Studio's proposal was to demolish the existing garage and replace it with a vertical tower to the side of the house, containing a utility and bootroom on the ground floor and a new main bedroom above.

DESIGN DECISIONS The planning officer suggested that the tower should be built in blockwork and clad in London stock bricks to match the existing exterior. Bricks were stripped from the rear of the house and these, together with bricks from the demolished garage, were enough to clad the extension.

A glass link between the tower and house was added to define old and new, and flood the interior with light.

Sunlight was also a factor in the hallway, where there's a new steel, timber and glass staircase. 'Previously, you walked in through the front door and immediately faced the back of the stairs,' says Sue. 'Turning the staircase and making a double-height stairwell void has opened up the entrance.' Upstairs, the new main bedroom is to the right of the staircase. Two existing bedrooms were turned into an en suite and a large dressing room.

A second single-storey extension at the rear of the property not only provides the couple with the large open-plan living space they dreamt of, but makes a real design statement too. 'We wanted the rear extension to look completely different from the main house,' says Sue. As a result, the exterior is clad in panels of dark grey tessellated fibre-cement, creating a bold, contemporary feel. The existing white

mock-Georgian UPVC windows were replaced with modern aluminium frames in Anthracite Grey and the original roof tiles were replaced with slate to complement the dramatic new look. **INSIDE STORY** At the rear, an open-plan kitchen, dining and living space stretches across the entire width of the house and is flooded with light thanks to the run of glazed sliding doors.

Finishes have been kept sleek and minimal in the kitchen area, with white walls, handleless units, recessed storage and the same pale grey ceramic floor tiles used outside on the patio and inside on top of underfloor heating. A large slate-grey island unit with a flush integrated


hob provides a central focal and gathering point. Rethinking the ground-floor layout and adding the new extension has allowed the couple to

indulge themselves. The original living room is now a state-of-the-art home cinema/music room, where Sue's grand piano takes pride of place and the couple can unwind.

'We moved doorways to make the layout flow better,' explains Sue. 'My brother's structural-engineering company, Structure Workshop (020 7701 2616; structureworkshop.co.uk), ensured the steel beams were hidden from view, so the kitchen ceiling is seamless.'

It was the attention to details like this that has made the high level of finish possible. 'Terry and I both spent a great deal of time on the project, and found caravan life quite tough,' says Sue. 'But the result is exactly what we wanted. We have a light, airy home that's large enough for parties, but still feels comfortable when it's just the two of us.'

'We wanted the rear extension to look different to the house'



Repositioning the staircase has opened up the hallway



An expansive island separates and defines the kitchen and living areas

RENOVATION KNOW-HOW

■ Many alterations can be made under Permitted Development,

meaning you don't need to get planning permission. For more information on planning and building regulations, visit planningportal.gov.uk and always check with your local authority before making any major changes.

■ **Keep your neighbours informed** at all stages, and you might need to obtain party wall agreements, too. Check the advice given at planningportal.gov.uk.

■ **For extensions and major remodelling**, it's usually advisable to employ an architect to draw up accurate plans: the Royal Institute of British Architects (architecture.com) holds a directory of approved architects.

■ **Get at least three quotes for all major purchases**, including when you're hiring tradesmen and, whenever possible, negotiate fixed prices for each job rather than paying a daily rate.

■ **It's not usually advisable to undertake major roofing work on a DIY basis**. Go to the National Federation of Roofing Contractors' website (nfrco.co.uk) to find a reputable roofer to do the work.

■ **Remember to factor delays into the schedule** and always have a contingency pot of money to pay for those unforeseen expenses.

IN DETAIL INDOOR-OUTDOOR TILES

Create an indoor-outdoor floor, as the Austins did

Sue and Terry chose to lay the same large-format, matt, porcelain floor tiles in their rear extension and outside on the patio, with a flush threshold and a small slot floor drain for an uninterrupted appearance.


■ Not all materials will suit an outdoor environment, so choose carefully. Look for a low porosity level, which means that the tiles won't absorb dirt and water, making them frostproof and stain resistant.

■ Find large-format porcelain tiles at Stone & Ceramic Warehouse

(020 8993 5545; stoneandceramicwarehouse.co.uk). Other indoor-outdoor flooring options include stone, slate and concrete.

Alternatively, consider matching timber floorboards indoors with co-ordinated decking outside.

■ Your builder or architect should be able to advise on floor levels and drainage to make sure that the flooring complies with building regulations. Contact your local planning authority for more in-depth detail or, for technical guidance, go to planningportal.gov.uk.



Grey porcelain floor tiles unify inside and out

BEFORE



Once used as servants' quarters for the attached house, the Victorian property had fallen into disrepair

The frameless glass extension has added a light-filled kitchen and dining space



Slim-profile doors mirror the panels for a seamless look

EXTREME
Transformation 2

AFTER

'We went for a striking all-glass extension'

A single-storey glass addition has given Alison and Peter Dudgeon's Victorian property a new lease of life

After their grown-up children had left home, Alison and Peter Dudgeon wanted to downsize to a more manageable property for their approaching retirement, but ended up taking on a project instead. 'We decided to challenge ourselves and bought the smaller house next door to ours, which was in a poor state of repair and quite gloomy,' says Alison. 'Trees were growing out of the roof, the chimneys were in a state of collapse and you could push your fingers through the rotten window frames.'

The couple knew they needed to introduce more light into the house, so they approached local architects AR Design Studio (01962

864545; ardesignstudio.co.uk), who are known for their innovative work with glass. The firm's director, Andy Ramus, designed a contemporary frameless glass extension that would open onto the rear garden without impacting on the traditional shell of the brick building.

'We live in a conservation area and gaining planning permission for the alterations wasn't easy,' says Peter. 'It took two attempts, but we knew we had to persevere in order to save the house from further deterioration.'

SURPRISING DISCOVERY One summer's morning in 2012, the builders excavating drain trenches for the extension got a major fright when they came across buried human



آموزشگاه انعکاس منبع جدیدترین اطلاعات، مقالات و دوره‌های آموزشی دکوراسیون داخلی

Enekas.Academy

Enekas.Academy



Slip-resistant ceramic tiles, designed to look like timber boards, have been laid throughout and extend onto the patio

Stairs lead from the living area down to the basement




FEATURE DEBBIE JEFFERY PHOTOGRAPHS MARTIN GARDNER PLANS PERSONA-ID

remains. The police were called and by 6pm another two skeletons had been found, which were identified by a team of archaeologists as being of Roman origin. Further evidence of Roman burials and defensive fortifications were also uncovered, including the discovery of a rare burial urn. Work on the Dudgeons' property continued once the site had been cleared of artefacts and the remains had been taken away for research.

CLEVER TOUCHES The glass extension houses a light and bright open-plan kitchen, dining and living space, which is in complete contrast to the more secluded and darker rooms in the old house. Vertical voids have been cut through the structure to unite the area with the enlarged cellar below.

'Extending the basement was Andy's idea,' explains Alison, 'and it's given us a TV room, fourth bedroom, bathroom and a wine cellar. He also suggested creating a vaulted entrance hall, which now features our amazing glass staircase.'

The couple found moving into their new property from next door easier than expected. 'We'd invested so much energy in the project that it already felt like home,' says Alison. 'It's been a real pleasure seeing the building come back to life and bringing it into the 21st century.'



Alison and Peter Dudgeon

Trials & triumphs...

■ What was the project high point?

'Seeing all the glass being installed.'

■ Were there any low points?

'The roof panels were cut too short, and waiting for new ones held work up for six weeks.'

■ Who was the project saviour?

'Our architect, who suggested ideas we would never have considered.'

‘It’s full of amazing details’

Get designer style on a budget by opting for a bespoke kitchen, like Lucy and Will Houston did

FOR WHERE TO BUY ITEMS SHOWN, TURN TO OUR SHOPPING DIRECTORY



آموزشگاه انعکاس منبع جدیدترین اطلاعات، مقالات و دوره‌های آموزشی دکوراسیون داخلی

 Enekas.Academy

 Enekas.Academy



Love their
STYLE?

THE HOUSTONS' CONTUR KITCHEN IS FROM MARKUS SCHMID ££. FOR SIMILAR, TRY B&Q'S COOKE & LEWIS APPLEBY £ OR THE BROOKLYN GLOSS BY SYMPHONY £££

Floor show
The couple had the units made to complement the patterned floor tiles
Abbey Fountains floor tiles, £89.70 per sq m, Fired Earth



Take the
60-SECOND TOUR

THE PROPERTY

A two-bedroom, Georgian townhouse in southwest London.

WHO LIVES HERE

Lucy and Will Houston live here.

WHAT THEY DID


The old galley kitchen was ripped out and the room was extended into the side return and the back garden to create a spacious open-plan kitchen and dining area.

THE LOOK

Fresh and contemporary, with clean lines, on-trend copper accents and striking patterned flooring.

LESSONS LEARNED

“Don't set pressing deadlines for yourself, such as getting your new kitchen fitted two weeks before your wedding, which is exactly what we did!”



THE LAYOUT The units are arranged in a U-shape, with the sink beneath a window. A bank of tall cupboards along the opposite wall provides storage and conceals appliances

WHAT IT COST

Units.....	£9,000
Worktop.....	£3,000
Sink and tap.....	£400
Appliances.....	£1,850
Floor tiles.....	£1,200
Lighting.....	£80
TOTAL.....	£15,530

TURN OVER TO FIND OUT HOW
Lucy and Will created their new kitchen

— So —
**I WON'T
HAVE TO
DIG UP
MY Floor?**

Not with our range of over the floor systems

In fact, our Overlay™ Lite adds just 15mm of height and can be put on top of your existing floor structure – perfect if you're renovating your current space rather than creating a new one. Polypipe Underfloor Heating also comes with the peace of mind of low running costs and a 50 year guarantee.*

Visit our website to uncover more myths
and find your nearest registered installer

polypipeufh.com/idealhome

*Terms and conditions apply.

 **Polypipe**
Underfloor Heating

آموزشگاه انعکاس منبع جدیدترین اطلاعات، مقالات و دوره‌های آموزشی دکوراسیون داخلی

 **Enekas.Academy**

 **Enekas.Academy**





With their wedding approaching, Lucy and Will Houston wanted a new kitchen to start married life with. Their existing kitchen was long and narrow, and looked a little tired, with tatty lino and bright red gloss doors – not ideal for a couple who love entertaining. ‘Our new kitchen needed to be a practical space where Will could test out his cookery skills and we could relax with friends,’ says Lucy.

They started by calling in a team of builders, who extended the property into the garden and side return. ‘We wanted the space to flow outdoors,’ says Lucy. Top of the wish list were large bifolding doors opening onto the garden, plus patterned flooring. ‘We spent ages looking for exactly the right floor tile,’ says Lucy. ‘When

I spotted these, they became the focus of the room design and we wanted a plain and simple kitchen to complement them.’

An internet search led the couple to a small family company, Markus Schmid Kitchens, which didn’t even have a showroom. ‘When we met the designer at his house, Will and I saw his kitchen and changed our minds about what we wanted,’ says Lucy. ‘We scrapped the idea of a wooden worktop in favour of a white stone one, and added grey base units to pick out the colours in the floor tiles.’

Within weeks of the building work finishing, the couple’s kitchen was fitted. ‘If we were going to have something bespoke, then we wanted it to look different,’ says Lucy. ‘Our designer was a perfectionist, and our kitchen is full of amazing details that make all the difference. Everything is beautifully designed and well made.’ →

▲ Sleek look

‘The door fronts are foil wrapped to get that perfect matt finish,’ says Lucy. ‘It’s details like this that make our kitchen that little bit special’

Contur units, £300 for a W600mm base unit; Hi Macs Alpine White worktop, £3,000 for L7m; built in oven, £350, Constructa range; all Markus Schmid Kitchens. For similar copper pans, try the three piece saucepan set, £80, George Home



▲ *Let in light*

The couple increased the size of their kitchen by building into the side return and back garden. A large window above the sink ensures the room feels light and bright

Blanco tap, £150; Blanco double sink, £250; both Markus Schmid Kitchens

◀ *Head outside*

Bifold doors open the dining area out to the garden in summer

Bjursta extendable table, £150; Janinge chairs, £45 each; all Ikea. Acapulco chair, £105, Voga



Hidden storage

Floor-to-ceiling units make good use of space and house an oven at eyelevel

Combination oven, £350, Constructa range, Markus Schmid Kitchens



How we did it

“In October 2014, our builders began knocking out the old kitchen and external walls, and building an extension with a big skylight above the new U-shaped kitchen. Various issues meant the build took a lot longer than anticipated, dragging on for five months in total, during which time we lived with my friends. With the building work finished, the kitchen took a day to install, just in time for our wedding two weeks later. We paid £2,300 for the installation. Our friend cleaned our house from top to bottom while we were on our honeymoon, so we could move straight in on our return.”

What caught your eye first, the kitchen or the price?



Made in the UK



All these Shaker Winter
White and Aubergine
kitchen units for just*

£5,131

Affordable luxury.

55 SHOWROOMS NATIONWIDE
search for "Wren Kitchens"

* Priced kitchen is for units only and does not include the price of any handles, worktops, appliances, sink, tap, props, accessories or small worktop appliances. Must be purchased in the exact configuration as offered by Wren. No substitutions or alterations can be made. One per customer.



آموزشگاه انعکاس منبع جدیدترین اطلاعات، مقالات و دوره‌های آموزشی دکوراسیون داخلی

Enekas.Academy

Enekas.Academy



Love their
STYLE?

THE CLARKSONS' LEICHT
CLASSIC-FS-A UNITS ARE FROM
HUBBLE KITCHENS £££. FOR
SIMILAR, TRY CHIPPENDALE'S
SOLO PAINTED £ OR
OMEGA'S FUSION
PAINTED ££

‘We wanted a kitchen
we could entertain in’

Love to cook for friends? Knock through and extend to create one large open-plan space, like Jo and Andy Clarkson have done

FOR WHERE TO BUY ITEMS SHOWN, TURN TO THE SHOPPING DIRECTORY

آموزشگاه انعکاس منبع جدیدترین اطلاعات، مقالات و دوره‌های آموزشی دکوراسیون داخلی

 Enekas.Academy

 Enekas.Academy



Sociable space
Knocking through to the dining room has given the couple open-plan living. Classic-FS-A units in Arctic and Sand Grey, from £370 for a drawer, Hubble Kitchens

BEFORE



Take the 60-SECOND TOUR

THE PROPERTY

A six-bedroom, detached house, built in the early 1900s, in Brighton, East Sussex.

WHO LIVES HERE

Jo and Andy Clarkson live here with their son, Jack, two.

WHAT THEY DID

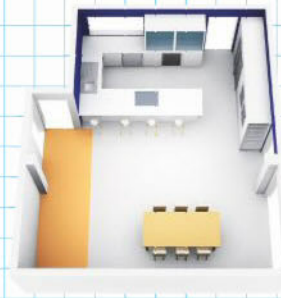
The couple extended to the side and knocked down walls to link the kitchen and dining room with the extension. They also removed a fireplace and chimney breast, installed bifold patio doors and had new units fitted.

THE LOOK

Contemporary, with white, handleless units and concrete-style floor tiles.

LESSONS LEARNED

“We found ideas from high-street kitchen companies disappointing, and can recommend going to a reputable firm that has plenty of expertise and understands what works in a kitchen.”



THE LAYOUT A long peninsula unit separates the kitchen and dining area. A bank of tall cupboards along one wall houses an American-style fridge-freezer and four built-in ovens

WHAT IT COST

Units.....	£17,000
Worktops.....	£5,160
Sink and tap.....	£800
Appliances.....	£8,984
Flooring.....	£500
TOTAL.....	£32,444

TURN OVER TO FIND OUT HOW
Jo and Andy created their dream kitchen



Jo and Andy Clarkson always knew their detached Brighton house would work better for them if they extended to the side to create an open-plan kitchen, dining and living room. 'We'd previously lived in a terraced house, where the rooms were on different floors, so the chance to have a large space in which we could entertain was the main reason for buying this property,' explains Jo.

As soon as they moved in, the couple began speaking to a local design and build firm. 'Our garden faces north, so the building company suggested putting a roof light in the new extension,' says Jo. 'They also suggested fitting structural beams to even out the ceilings, which makes the room feel much more cohesive.'

When Jo and Andy started gathering design ideas, they struggled to find inspiration in

high-street kitchen retailers. 'The showrooms and shops we visited assumed that because we love cooking, we knew what we wanted, but we needed a designer to guide us through the process,' says Jo. Their builder suggested contacting a local, family run kitchen company, called Hubble Kitchens, which proved more helpful. 'Our kitchen designer coaxed us into having a peninsular unit, instead of an island, which we had originally asked for,' says Jo. 'We're pleased he did, as it has given us more worktop and cupboard space.'

Jo decided to paint the walls in Farrow & Ball's deep Hague Blue. 'My focus was on finding cupboards in either a matt white or grey,' she says. 'We ended up using a mix of both. We love the kitchen - ergonomically and aesthetically it's spot on, and with the extra glazing, it gets the sun throughout the day.'

▲ Neat idea

The tall unit hides kitchen equipment behind a glazed sliding door.

There's an electrical socket inside, so small appliances stored within can be pulled out and used on the worktop

Walls painted in Hague Blue Estate Emulsion, £39.50 for 2.5ltr, Farrow & Ball. Silestone Blanco Maple quartz worktop, £5,160, Hubble Kitchens. Onda bar stools, £295 each, Heal's. Mingsu pendant lights, £195 each, Lightyears range, Rume



NEED TO KNOW ROOF LIGHTS

Bring in extra daylight with a roof light, which will make a space feel brighter, larger and more welcoming

All white
The dining area faces north, so the couple kept it light by painting the walls white and installing a roof light above the dining table. Bespoke table, £4,500, Wayney Edge Wood. For similar chairs, try the Cantilever in white, £141 each, Design 55



How we did it

“ We applied for planning permission for the extension in September 2014 and our builders, Minton Young, began renovating the rest of the house. We knew we would keep the kitchen in the same place and decided to fit an integrated music and lighting system. We started talking to a kitchen designer in October and placed the order the following month. Planning consent postponed the start of the project to January 2015, but it was finished in early April when we were able to move into the property – we’d lived in our old house up until then. The building work cost around £145,000 and we paid £3,000 for the kitchen installation. ”



End of the line

The couple had a bespoke bookcase fitted at the end of a bank of tall units. Ovens, £685 each; steam oven, £885; microwave, £683; all Siemens range, Hubble Kitchens



‘We made use of wasted space’

Assess how you use your space – could you create a large, open-plan family room, like the Youngs have?

FOR WHERE TO BUY ITEMS SHOWN, TURN TO OUR SHOPPING DIRECTORY



Building out

The couple stole space from their garden to double the size of their kitchen. A wall of glazing fills the spacious room with natural light

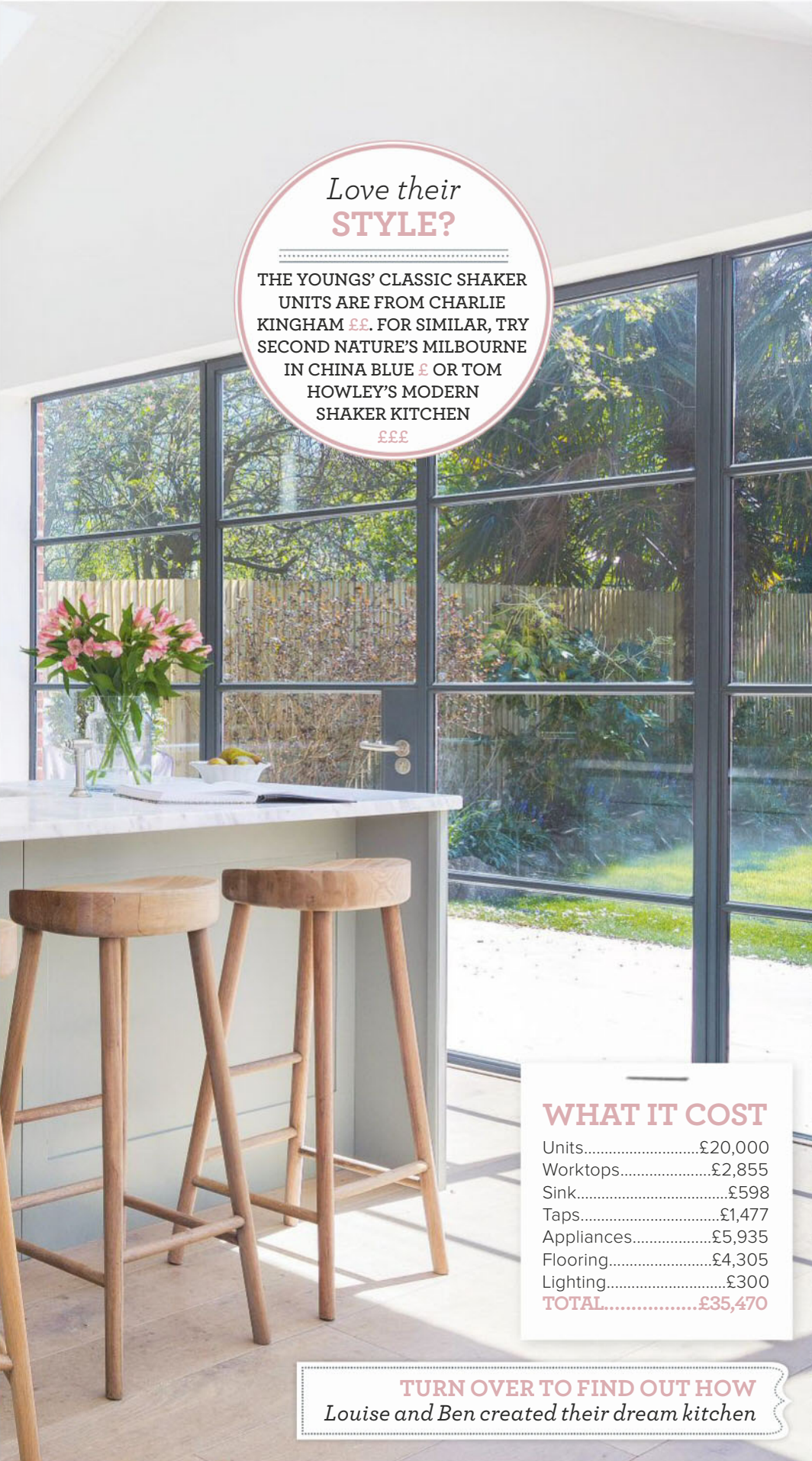
Classic Shaker units, from £550 for a W600mm base unit, Charlie Kingham; painted in Old White Estate Eggshell, £55 for 2.5ltr, Farrow & Ball. Crittall windows, £15,000, Steel Window Service

آموزشگاه انعکاس منبع جدیدترین اطلاعات، مقالات و دوره‌های آموزشی دکوراسیون داخلی

 Enekas.Academy

 Enekas.Academy





*Love their
STYLE?*

THE YOUNGS' CLASSIC SHAKER UNITS ARE FROM CHARLIE KINGHAM ££. FOR SIMILAR, TRY SECOND NATURE'S MILBOURNE IN CHINA BLUE £ OR TOM HOWLEY'S MODERN SHAKER KITCHEN £££

WHAT IT COST

Units.....	£20,000
Worktops.....	£2,855
Sink.....	£598
Taps.....	£1,477
Appliances.....	£5,935
Flooring.....	£4,305
Lighting.....	£300
TOTAL.....	£35,470

TURN OVER TO FIND OUT HOW
Louise and Ben created their dream kitchen



Take the
60-SECOND TOUR

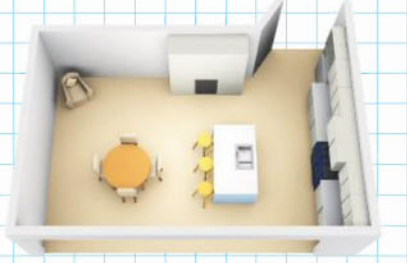
THE PROPERTY
A five-bedroom, Victorian, semi-detached house in a conservation area in southwest London.

WHO LIVES HERE
Louise and Ben Young live here with their daughters, Mya, 19, Florence, seven, and Minnie, five.

WHAT THEY DID
The couple doubled the size of their kitchen by extending sideways into a former patio area, and added glazed metal doors along an entire wall to let in sunlight.

THE LOOK
Relaxed New England style with an elegant rustic twist.

LESSONS LEARNED
“Make sure you know the lead times for any products you order. The glass doors took 15 weeks to be delivered, which delayed everything. Had I known how long it was going to take, I would have ordered them much earlier.”



THE LAYOUT The oven is positioned in a run of units on the left of the room. The sink is in the island in the centre. A wall of glazing provides a view of the garden





ULTRA CONCENTRATED

Incredibly Intense
Freshness

Comfort
intense

Fuchsia
Passion

38
WASHES



Winner Laundry Care Category.
Survey of 11,586 people in UK & ROI by TNS.

ALL THE FRESHNESS
YOU COULD WISH FOR

آموزشگاه انعکاس منبع جدیدترین اطلاعات، مقالات و دوره‌های آموزشی دکوراسیون داخلی



▼ On display

Wood cladding on the walls creates a New England feel, while open shelving makes an attractive display of books and accessories

V bead panelling, £150 per sq m, Charlie Kingham. For similar candelabras, try the three arm, £40 each; toaster, £99.95, Dualit range; all John Lewis

NEED TO KNOW

PAINT EFFECT

Paint the walls a similar shade to your units to create a seamless, unified feel



When they bought their home in Streatham, London, in 2011, Louise and Ben Young knew the narrow patio area at the side of it was wasted space. 'It made sense to bring the space inside and use it to open up the kitchen,' says Louise. Taking out the external wall next to the patio, they extended sideways to create a large, open-plan room with the kitchen and dining areas separated by an island. 'We have doubled the space and now I wonder how we coped before, especially with three children,' she says.

The style of the new kitchen was influenced by Louise's time spent in the US. 'I lived in New York for a while and spent a few summers in the Hamptons,' she says. 'I love that New England style and I wanted to capture that sunny, beachy feel.' As a result, the couple

opted for a wall of glass doors on one side of the extension and large roof lights. 'The garden is south facing and gets so much sunlight, so it's great to bring it inside,' explains Louise.

To enhance the New England look, she went for bespoke Shaker-style units, adding a country feel with some rustic fittings. 'There were certain things I knew I wanted, like a marble worksurface, traditional detailing, a double sink and a range cooker,' says Louise.

The couple chose variations of white and soft grey-green for the colour scheme. 'I had many sleepless nights over paint colours, which I know sounds pathetic,' she says. 'I wanted something classic and timeless.' The neutral scheme enhances the sense of space and light.

The newly extended kitchen is a hit with the whole family. 'We all love it and everyone congregates in here,' says Louise. 'It's so light and homely. I wouldn't change a thing.' →

▲ Meeting point

The island offers extra preparation space and doubles up as a breakfast bar where the family can gather. Marble worktops lend the room a luxurious feel

Carrara marble worktop with pencil edge, £570 per linear m, Charlie Kingham. For similar bar stools, try the Weathered oak, £150 each, Cox & Cox



▲ *Paired up*

A double butler's sink in the island provides plenty of practical space for food preparation

900 butler's sink, £598; Phoenician 4360 tap in nickel finish with pull out spray, £699; both Perrin & Rowe range, Charlie Kingham

◀ *Looking glass*

The eye-catching splashback behind the cooker is actually an antique mirror. 'We had it made to measure for the space,' says Louise. 'I love its vintage, rustic look, complete with age marks'

Falcon 1000 deluxe oven in Slate, £3,100; antique mirror, £495; both Charlie Kingham



◀ *Step on it*

An ideal choice for a family kitchen, the hard-wearing engineered-oak flooring adds warmth to the space. 'It's hard work to keep the floor clean, but I love it and would never swap it for tiles,' says Louise

Old House Oak engineered oak flooring, £66.50 per sq m, Broadleaf



How we did it

“ We did nothing for two years, then tackled all the structural work at the same time, so we had the builders in for nearly a year, from October 2013. The kitchen extension took around five months and cost £60,000 – the kitchen installation was included in the price of the cabinetry. The hardest point was having to use a temporary kitchen in a plywood shack outside, with cables dangling down and a dirt floor. That's when our daughter Florence wailed, 'I hate my house'. But you forget all that once the work is done. ”

MID SEASON SALE

UP TO 50% OFF

view the full range at
dwell.co.uk/ih

offer ends 11th April 2016

dwell

live like this



palermo dining table large black
was £249 now £199



loop leg dining chair cream
was £99 now £79



pisa sofa bed aubergine
was £399 now £299



rotate square coffee table stone
was £249 now £199



tripod glass side
table clear
was £99 now £79

Tottenham Court Road | Westfield White City
Westfield Stratford | New Malden | **NEW STORE** - Reading
NEW STORE - Oxford | **NEW STORE** - Slough | Barton Square
Glasgow - Princes Square & Tollcross | **NOW OPEN** - Manchester

now open
MANCHESTER
Castlemore Retail Park

interest free credit available
now with up to 4 years credit

آموزشگاه انعکاس منبع جدیدترین اطلاعات، مقالات و دوره‌های آموزشی دکوراسیون داخلی

 Enekas.Academy

 Enekas.Academy



‘Subtle elegance was our aim’

Copy Becky Cawthorn-Smith and Paul Maguire and give your bathroom a refined look

FOR WHERE TO BUY ITEMS SHOWN,
TURN TO OUR SHOPPING DIRECTORY

Moving from London to Surrey, Becky Cawthorn-Smith knew that the Edwardian property she and husband Paul Maguire had taken on would need work. ‘Its proportions were great, but everything was dated,’ she says. ‘In the en suite, a big bidet took up space, and the bath jutted into the room.’

The en suite also had an awkward layout, featuring two windows, two doors and an angled wall. ‘We decided to turn a spare bedroom into a dressing room, with the en suite between it and our bedroom, to create a private main suite,’ says Becky. There’s a second bathroom for their two young children, Jed and Kitty, to use.

The original en suite had heavy sanitaryware and dated patterned tiles, so Becky was keen to lighten the room. ‘I wanted to stay true to the era of the house, so understated, period-style elegance was my aim,’ she says. ‘A luxurious roll-top bath was essential, as were mirrored tiles to make a feature of the angled wall.’

Becky is delighted with the finished result. ‘I love looking out of the window to the garden while relaxing in the bath,’ she says.



Take the 60-SECOND TOUR

THE PROPERTY

A five-bedroom, detached Edwardian house in Weybridge, Surrey.

WHO LIVES HERE

Becky Cawthorn-Smith and her husband, Paul Maguire, live here with their children, Jed, nine, and Kitty, six.

WHAT THEY DID

By rejigging their upstairs space, the couple turned a dated bathroom with a difficult layout into a luxurious en suite.

THE LOOK

Vintage glamour, with high-quality sanitaryware, antiqued glass tiles, nickel brassware and touches of pretty colour in the accessories.

LESSONS LEARNED

“Consider how to make something work in your room. I really wanted a wall of glass tiles, but they didn’t fit. There was no way we were going to cut the tiles, so we built out the wall to accommodate them instead.”



THE LAYOUT The basin is to the left of the door, with a cabinet on the opposite wall, sitting next to the bath. The shower slots into the far right-hand corner, next to a towel radiator and loo on the back wall

Love their STYLE?

BECKY AND PAUL'S ORCHID
FRAMELESS SHOWER ENCLOSURE
IS FROM FIRED EARTH £££. FOR
SIMILAR, TRY VICTORIAPLUM.
COM'S 8MM FRAMELESS
HINGED CORNER ENTRY £
OR BATHSTORE'S LIQUID
HINGE DOOR 800 ££

Stately style
Traditional sanitaryware
has been teamed with chic
nickel fixtures to create a
sophisticated sanctuary
Versailles bath with chrome
feet, £2,200; painted in
Margaret Rose Eggshell, £53
for 2.5ltr; both Fired Earth

WHAT IT COST

Sanitaryware.....	£10,960
Shower.....	£4,370
Tiles.....	£1,584
Paint.....	£91
Blinds.....	£800
Lighting.....	£538
Cabinet.....	£1,258
Radiator.....	£1,650
TOTAL.....	£21,251

TURN OVER TO FIND OUT HOW

Becky and Paul created their new bathroom



NEED TO KNOW
NICKEL FINISH

Opt for fittings in nickel rather than chrome or brass for an authentic period feel



◀ **Ultra luxe**

The marble-topped console adds to the room's glamorous feel
Raphael console with Carrara marble top, £4,400; for similar taps, try the Empire three hole basin mixer, £1,000; all Fired Earth

▲ **Easy access**

The sleek shower features two doors set at an angle, so it doesn't compromise the bath
Orchid frameless shower enclosure, £1,250; Empire concealed shower with two valves, £1,500; shower rose, £650; all Fired Earth



◀ **Fine detail**

Becky opted for smart, Art-Deco-style lighting that is in keeping with the room's overall look. It reflects beautifully against the glass tiles
Raydon wall light with fluted glass, £168, Jim Lawrence. Deco Glass tiles in silver, £175 per sq m, Fired Earth



How we did it

“After realising I could get everything I wanted from Fired

Earth aside from the accessories, we used its designer to help crystallise my ideas. We then hired builders to do all the installation, including putting in a new stud wall behind the glass tiles, replacing a section of cornice and doing some complicated tiling. The work went smoothly and we used the family bathroom while we were without this one. The work took three weeks in total and cost around £10,000 for the labour.”

**NEW &
EXCLUSIVE**

*An inspired new collection
available only at*

Topps Tiles



Diamante Pastel Mint



Mixara™ White



Thurston™ Silver



Piscola™



Batura™ Chalk



Berkeley™ Charcoal

Topps Tiles

INSPIRATION
ALL LAID OUT

toppstiles.co.uk

آموزشگاه انعکاس منبع جدیدترین اطلاعات، مقالات و دوره‌های آموزشی دکوراسیون داخلی

 Enekas.Academy

 Enekas.Academy



‘A simple reshuffle created more room’

Copy the Flacks’ example and rework your bathroom’s layout so that it works much harder for you

FOR WHERE TO BUY ITEMS SHOWN, TURN TO OUR SHOPPING DIRECTORY

WHAT IT COST

Bath and taps.....	£1,100
Shower.....	£1,081
Basin and taps.....	£565
Loo.....	£390
Towel radiators.....	£750
Wall tiles.....	£224
Floor tiles.....	£510
Underfloor heating.....	£320
Upcycled vanity unit.....	£169
Lighting and accessories.....	£320
TOTAL.....	£5,429

Perfect planning

Moving the position of the loo and knocking out a hot-water tank has created a more practical family bathroom

For a similar basket, try the rattan laundry chest, £105, All Things Brighton Beautiful range, Notonthehighstreet.com

آموزشگاه انعکاس منبع جدیدترین اطلاعات، مقالات و دوره‌های آموزشی دکوراسیون داخلی



Love their
STYLE?

THE FLACKS' HAMPTON BATH IS FROM BURLINGTON ££. FOR SIMILAR, TRY THE SINGLE-ENDED ROLL TOP FROM VICTORIAN PLUMBING £ OR THE ASTONIAN ROMA FROM ASTON MATTHEWS £££

BEFORE



Take the
60-SECOND TOUR

THE PROPERTY

A five-bedroom, Edwardian detached house in Brighton, East Sussex.

WHO LIVES HERE

Katie and Kevin Flack live here with their children, Rosa, 10, Evie, eight, and Pippa, six.

WHAT THEY DID

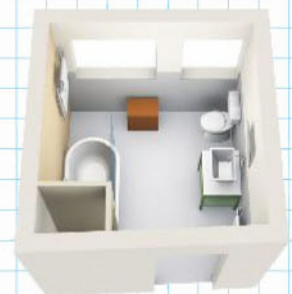
The couple relocated the loo to create more space in the room and resited the hot-water tank to provide additional storage space in an existing cupboard.

THE LOOK

Shabby chic, with traditional-style sanitaryware and unusual furnishings that add to the period feel.

LESSONS LEARNED

“Good communication between the project manager, builders and ourselves was key to the success of this project. I learnt to listen to my project manager’s advice and be adaptable with design ideas.”



THE LAYOUT To the left of the door, there’s a cupboard and a roll-top bath with an overhead shower. The loo and vanity unit are on the opposite wall

TURN OVER TO FIND OUT HOW
Katie and Kevin created their new bathroom



NEED TO KNOW

DARK GROUTING

If you have pale tiles, opt for black or grey grouting to make them stand out

Buying their forever home in Brighton, East Sussex, was a big step for Katie and Kevin Flack, particularly as they chose an Edwardian house that needed totally refurbishing.

'We considered doing everything at once, but decided that it was better to do things in small chunks over the years,' says Katie. 'The bathroom looked so dark, mostly due to its navy-blue carpet. I wanted a functional family bathroom and, with three children to potty train, it wasn't really hygienic to have carpet.'

Altering the look of the bathroom without incurring too many additional costs was essential. 'We have two different-sized windows and I suspect that the room had once been divided in two to create a separate loo,' explains

Katie. 'I didn't like the way the loo was the first thing you saw when you walked in and it made the room seem smaller.' To solve this problem, the couple relocated the loo to the right-hand wall, creating more space in the process. They also removed an old water tank from a cupboard to free up more storage.

Katie opted for traditional sanitaryware and fittings in keeping with the period property, but she also wanted to include a shower. 'It was a design challenge to stop the shower detracting from the roll-top bath, but a minimalist glass screen works well,' she says. 'We had a bit of a hiccup when the radiator towel rail was installed too high. Lowering it involved retiling the whole wall, but I'm glad we did it. The finished bathroom is everything we hoped for and so much more.'

▲ *Perfect fit*

The roll-top bath is in keeping with the house's heritage. 'I was tempted to paint it black, but a white finish keeps the room light,' says Katie Hampton showering bath, £779, Burlington. Bath taps, £180; shower rose, £115; diverter valve, £293; overhead shower arm, £181; thermostatic shower valve, £492; all St James range, Marlow



FEATURE CAROLINE FOSTER STYLING DILLY ORME PHOTOGRAPHS DAVID PARMITER PLAN PERSONA-ID



◀ **Old and new**
Katie upcycled a console table to make a basin stand. 'I sanded it to create a distressed look,' she says
Console, £169, Jugs Furniture. Bacino basin, £252, Duravit. Wall mounted bridge mixer, £313, St James range, Marlow

▲ **Warm touch**
Fixed high on the wall, the period-style towel radiator frees up floor space
Strand radiator, £349, Burlington. Victoria Metro wall tiles, £30 per sq m, Walls and Floors



True blue
The painted wooden panelling complements the patterned floor tiles
Close-coupled loo, £99; cistern, £291; both Burlington. Encaustic floor tiles, £85 per sq m, Demosaica



How we did it

“ The work on this bathroom started in January 2015 and took six months to complete, as we decided to refurbish our bedroom en suite at the same time. The builders relocated the loo and took out an old water tank from a cupboard behind the bath. I wanted the room's décor to be sympathetic to the period of our home, so I went for traditional-style sanitaryware and sourced the furnishings and accessories both online and locally. We had underfloor heating installed and also the brickwork was insulated prior to replastering. The project-management fee was £1,000 and the actual building work cost £5,175. ”

‘A new shower changed everything’

Upgrading to a glass enclosure could be the key to more space and light – it worked for the Steeles

FOR WHERE TO BUY ITEMS SHOWN, TURN TO OUR SHOPPING DIRECTORY

Love their
STYLE?

EMMA AND SEAN’S METRO
TILES ARE FROM WALLS AND
FLOORS £. FOR SIMILAR, TRY
THE SHIBORI GREEN FROM
TOPPS TILES ££ OR FIRED
EARTH’S VALENCIA
TILES £££

Clear winner

Replacing a solid wall with an all-glass shower enclosure has made a huge difference. ‘The shower is the same size, but it feels spacious and luxurious now,’ says Emma
Ten-hinged shower door with inline panel, from £596, UKBathrooms

آموزشگاه انعکاس منبع جدیدترین اطلاعات، مقالات و دوره‌های آموزشی دکوراسیون داخلی

 Enekas.Academy

 Enekas.Academy



BEFORE



Take the 60-SECOND TOUR

THE PROPERTY

A three-bedroom, Victorian, terraced house in Twickenham, Middlesex.

WHO LIVES HERE

Emma and Sean Steele live here with their daughter, Rosa, seven, and son, Hugo, four.

WHAT THEY DID

The couple removed a partition wall next to the shower cubicle, replaced the window and had underfloor heating installed. The walls were replastered and tiled, and a new bathroom suite was fitted.

THE LOOK

Classic metro tiles and wood-effect flooring give a modern, neutral look.

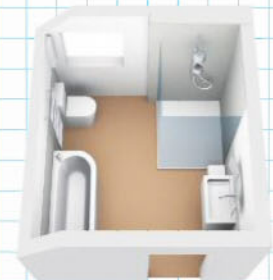
LESSONS LEARNED

“Spend and save where it matters to you. I went for a basic loo, but splashed out on quality flooring, which looks fantastic. Our builder saved us money by buying items at trade price.”

WHAT IT COST

Bath.....	£359
Basin.....	£238
Taps.....	£149
Shower.....	£648
Tray and enclosure.....	£776
Loo.....	£150
Cabinets.....	£1,320
Wall tiles.....	£336
Floor tiles.....	£317
Towel rail.....	£143
Blind.....	£35
Paint.....	£48
TOTAL.....	£4,519

TURN OVER TO FIND OUT HOW
Emma and Sean created their new bathroom



THE LAYOUT A basin is to the right of the door, with a shower enclosure beyond it. The bath is opposite the basin, with a towel rail and loo between it and the window

Emma and Sean Steele's original bathroom looked tired, lacked light and was badly laid out with very little storage. 'The shower cubicle had one solid wall which obscured the window, making everything feel rather forced in,' says Emma. 'We wanted to make the bathroom look good and maximise its generous proportions.'

Emma sought inspiration from a local bathroom designer, as well as friends' houses, magazines, Pinterest and bathroom showrooms. 'I didn't want anything too dark or beige,' she says. Instead, she opted for budget-friendly tiles with a shimmering green finish.

Sean's plumber helped to source the fittings, saving the couple money by buying at trade prices. Smart metro tiles and white walls have a classic look, while high-gloss finishes help to open up the room. 'Now it feels bright and welcoming, even in winter,' says Emma. 'The suite also has a slight Fifties look, which I love.'

The result is a room that is both functional and good-looking. 'Before, it was just a practical space that we had to use,' says Emma. 'Now we love to relax in it. Our daughter Rosa even likes having her bedtime stories read in here.'



▲ **Space saver**

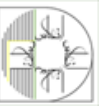
A sleek, wall-mounted basin unit creates room for useful, moveable storage below

Celeste 80 basin, £350, Bauhaus range, Fountain Bathrooms & Kitchens

▶ **Curve appeal**

'We wanted the suite to be family friendly, hence the rounded corners,' says Emma

Status bath, from £367, Carron range, Nationwide bathrooms.com



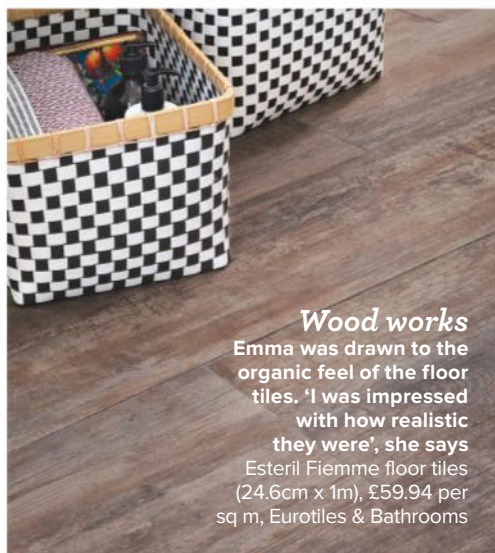


▲ **Stylish storage**

Emma hunted down unusual pieces to add a more personal touch. For a similar cabinet, try the Inside Out double door, £365, Authentics

◀ **Luxury details**

The hand-held shower is practical for the children, while a fixed rainwater showerhead adds hotel style. For a similar showerhead and valve, try the Ethos kit RM610WC, £735, Crosswater



FEATURE: ASTRID ROSSINGTON
PHOTOGRAPHS: JAMIE MASON PLAN PERSONA-ID

Wood works

Emma was drawn to the organic feel of the floor tiles. 'I was impressed with how realistic they were', she says. Esteril Fiemme floor tiles (24.6cm x 1m), £59.94 per sq m, Eurotiles & Bathrooms



How we did it

“ We had a designer draw up plans and create some images, and this gave me the confidence to tackle the remainder of the project myself. A local carpenter replaced the window, then the rest was done by a plumber and his team. It took two months, which was longer than expected, but worth it. The labour, window and fitting was around £4,000. The children found it all very exciting and the en suite in our loft room was a real life-saver. ”





Upgrade your IKEA BASICS

Personalise your home by turning a functional buy into something special or giving things you no longer love a new lease of life with an easy makeover. These ideas each take an hour or less to do, and need no crafting or DIY skills

FOR WHERE TO BUY ITEMS SHOWN, TURN TO OUR SHOPPING DIRECTORY



Make storage fit
your colour scheme

Magazine files covered in Marbled Peacock wrap, £4.75 for two sheets; kraft grey Windmill notebook, £8.75; both Katie Leamon. Pinero copper task table lamp, £89, Conran range, Marks & Spencer. Glass display cube, £50 for three, Cox & Cox



Knuff magazine files,
£7 for two, Ikea

COLOURFUL MAGAZINE FILES

Use gorgeous giftwrap or wallpaper offcuts to transform plain files. Go to housetohome.co.uk/videos to see our step-by-step video.

WHAT YOU'LL NEED

- Wrapping paper or an offcut of wallpaper
- Pencil
- Scissors
- Old newspaper
- Spray adhesive
- Soft cloth

- 1** Lay your chosen giftwrap or wallpaper pattern-side down on a flat surface. Place a magazine file on top, with the side you want to cover facing down, and position over the part of the paper's pattern you'd like to see. Mark around the edge of the file using a pencil.
- 2** Repeat for the remaining files, making sure you butt the edge of each file against the previous template edge to ensure the pattern matches when the files are lined up. Cut out the shape.
- 3** Lay newspaper down to protect your flat surface and spray one of the paper cutouts with adhesive, then stick it onto your magazine file, smoothing as you go with a soft cloth. Repeat for all the files.





Vittsjö table, £45
for a nest of two, Ikea

LUXE-LOOK SIDE TABLE

Glam up a table with metallic paint and marble-effect sticky-backed plastic. See our step-by-step video at housetohome.co.uk/videos.

WHAT YOU'LL NEED

- Old newspaper
- Spray paint in Copper or Brass (we used Plasti-Kote metallic spray paint in Brass)
- Tape measure
- Scissors
- Marble-effect sticky-backed plastic
- Soft cloth
- Craft knife

1 Choose a well-ventilated spot, preferably outside. Lay newspaper down to protect any surfaces. Carefully remove the table's glass top and set aside, then spray your frame using short, even strokes, building the paint colour in layers. Leave to dry.

2 Ensure the glass top is clean. Measure its width and length, adding 5mm to each side.

3 Cut your sticky-backed plastic to size, including the 5mm allowance. Peel back one of the corners an inch or so, then stick on the corner of the glass top, allowing the 5mm to overhang. Continue to peel off the backing, smoothing out air bubbles with a soft cloth as you go, until one side of the glass top is covered in the plastic.

4 Turn the glass over and, using the craft knife, trim away the excess plastic. Return the glass top to the dry table base.



TIP

Create an Art-Deco look by spraying the legs silver and using a black marble-effect sticky-backed plastic

Glass top covered in D-C-Fix Original Marmi Deco self-adhesive film in grey, £4 for a 2m roll, Wilko. Bluebell sofa, £1,410, Sofa.com. Izel runner, £100; velvet cushion in Blush, £20; concrete pear, £10.50 for apple and pear set; all Cox & Cox. Photo frame, £22, Linea range, House of Fraser. Patterned cushion cover, £6.99, H&M



Regolit pendant shade, £1.50, Ikea


OMBRE LAMP SHADE

Turn a cheap paper shade into a statement-maker in minutes with a can of spray paint and the right technique. See our step-by-step video at housetohome.co.uk/videos.

WHAT YOU'LL NEED

■ Old newspapers ■ Mode enamel spray paint, £14.99 for 400ml, Rust-Oleum range, Homebase (we used Pure Aqua) ■ Cardboard loo-roll tubes

- 1 Choose a well-ventilated spot, preferably outside, to spray your lampshade. Lay newspaper down to protect any surfaces.
- 2 Place your assembled lampshade on the newspaper. Put a few loo-roll tubes around the bottom of the shade to support it and stop it rolling away.
- 3 Starting at the top, spray the shade with the paint in a circular motion. Move around and down the shade, building up layers of paint, adding more to the top of the shade and using less as you move down to create an ombre effect. Allow to dry before hanging in your chosen spot.



Frosta birch plywood stool, £8, Ikea



We sprayed our electrical cable the same colour for a co-ordinated look

Wall painted in Eyebright Claypaint, £35 for 2.5ltr, Earthborn range, Designerpaint. Washed linen pillowcase in Ice Blue, from £24.99; Washed linen duvet cover in Ice Blue, from £99 for a single; silver linen hemstitch duvet cover, from £89 for a single; all LinenMe. Painted geo pillowcase (part of bed set), from £35 for a single, Next. Kara stool in Pearl Grey, £119, Toast

BRIGHTLY PAINTED STOOLS

Create a colourful set of stools for your kitchen or playroom using paint tester pots and a little bit of creativity. See how we made ours, step by step, at housetohome.co.uk/videos.

WHAT YOU'LL NEED

■ Old newspaper ■ Fine-grade sandpaper ■ Soft cloth ■ Good-quality masking tape ■ Tape measure or ruler ■ Pencil ■ Selection of eggshell paints in different colours ■ Paintbrushes

- 1 If possible, do this makeover outside. Lay some sheets of newspaper down to protect any surfaces. Prepare your stool for painting by giving it a light sand with fine-grade sandpaper, then wipe it down with a damp,

- soft cloth to remove all the dust. Leave to dry.
- 2 Next, mark off the areas you'd like to paint using the masking tape. You can keep it as simple or as complex as you like. If, like we did, you're adding stripes to the legs, make sure you measure the height you'd like the stripe to finish on each leg, marking with a pencil before applying the masking tape.
- 3 Paint each area in your chosen colour with two coats of paint, allowing the paint to dry in between each coat. Repeat for each section and allow to dry before using.

Left stool painted in (from top): Brighton Intelligent Eggshell, £54.50 for 2.5ltr, Little Greene; Yellow Cake Estate Eggshell, £55 for 2.5ltr, Farrow & Ball; Rosie Posie Claypaint, £35 for 2.5ltr, Earthborn range, Brewers. Right stool painted in (from top): Fruit Salad, The Lido and Reading Room Claypaint, all £35 for 2.5ltr, Earthborn range, Brewers. Raindrops wallpaper, £70 per roll, Hibou Home range, Wallpaperdirect. George light with bulb, £68, Olive & the Fox. Striped cotton rug in Mint Green, £14.99, H&M

TIP

If you're upcycling more than one stool, use different colours for each so children can identify which one is theirs

FEATURE LOUISE RASTALL PHOTOGRAPHS MAX ATTENBOROUGH



SEE HOW TO DO THESE PROJECTS STEP BY STEP AT housetohome.co.uk/videos

آموزشگاه انعکاس منبع جدیدترین اطلاعات، مقالات و دوره‌های آموزشی دکوراسیون داخلی

Enekas.Academy

Enekas.Academy





blue
suntree

www.bluesuntree.co.uk sales@bluesuntree.co.uk +44 (0)116 267 0267

0% Finance Available

آموزشگاه انعکاس منبع جدیدترین اطلاعات، مقالات و دوره‌های آموزشی دکوراسیون داخلی

 Enekas.Academy

 Enekas.Academy



Try something new

THROW A STREET PARTY

Celebrate the Queen's 90th birthday with neighbours, friends and family by having a traditional street party

There will be a host of celebrations across the country this year to commemorate the Queen's 90th birthday. A street party will be held on The Mall in London's St James's Park on Sunday 12 June – a date which coincides with The Big Lunch (thebiglunch.com). This annual event aims to get people across the UK to have lunch with their neighbours, so it's a great excuse to hold a street party and get to know yours better.

Q WHY HOLD A PARTY?
Street parties have been a British tradition since 1919, when they were held as 'Peace Teas' for children as a treat after the First World War. Today, they are still a great way to build community spirit and share resources, for example, a yard-sale-style swap of unwanted toys, books, clothes or tools.

Q WHERE DO I START?
Chat to your neighbours to gauge interest, then set a date and gather a few people to form a team to plan it. Once you've confirmed the details, your first job will be to contact the local council to enquire about the possibility of closing your road to traffic. You'll normally need to apply three to 12 weeks in advance for permission, but note that councils vary

in what arrangements they require, so it's worth getting in touch with them as soon as possible to find out what you'll need to do.

Q WHAT HAPPENS NEXT?
If closing your street is a non-starter, make the party a more informal event and arrange to set up tables in your front gardens or driveways instead. Otherwise, a nearby parking area or even a picnic in the local park are great solutions for large groups. Get invitations out in good time – print them out and deliver in person, as seeing a friendly face will really encourage people to take part.

Q WHAT KIT WILL WE NEED?
For a traditional street party, you'll need a line of tables set up in the middle of the street, so everyone can sit together. Ask around to see who has tables they can lend, and put a request on the invitations that anyone coming along brings a chair with them. It's also worth asking who has a gazebo, so you have some shelter if it rains.

Q HOW CAN I MAKE SURE IT LOOKS GOOD?
It's a party, so decorations are a must! Cover tables with paper tablecloths,



Give your party a theme to bring the event together

put up balloons and string up bunting – try making your own using paper, card, fabric or even plastic bags. Cut triangle shapes, then simply sew, tie, staple or glue them onto tape or thin rope – it's a great activity to get the family involved in.

Q WHAT ABOUT FOOD?
Encourage everyone invited to pitch in by bringing a selection of food and drink to keep the costs down. An afternoon-tea theme works well – to ensure a good balance of food, ask those who live in evenly numbered houses to bring a sweet dish, and oddly numbered houses to bring a savoury one. To make baking the main event, why not hold a cake competition, too?

Q HOW ABOUT ACTIVITIES?
Keep everyone entertained with some party games and activities. Consider ideas that will occupy attendees of all ages, such as fancy dress, face-painting, a craft table, tug-of-war or even a street quiz. For young families, pool resources to create a mini play area to suit small children, with extras such as sandpit tables, trikes and finger-painting.

3 OF THE BEST COMMEMORATIVE BUYS



DRYING TIME
Do the dishes in style
Heritage tea towel, £10,
Emma Bridgewater



SWEET TREAT
A lovely gift to give
Queen's 90th biscuit selection
and tin, £8, Marks & Spencer



AFTERNOON TEA
Make it English Breakfast
China mug, £12, Milly Green
range, John Lewis

Pick the perfect PALETTE

Transform your interior with
prestige paint brand Hemsley



Mix and match

Create a striking look
with contrasting shades
Cheriton Bloom and
**Yenston Tide Ultra Flat
Matt Emulsion**, both
£27.99 for 2.5ltr, Hemsley
range, Homebase

Muted, classic paint colours have become increasingly popular in recent years, with many people using them to turn their homes into calming havens to escape to at the end of each busy day. With this in mind, new paint brand Hemsley has focused on creating a range of timeless shades designed to bring effortless colour harmony to your home.

Choose co-ordinating shades

Thanks to uniquely blended pigments, the water-based, premium-quality paint has exceptional depth of colour and a lovely ultra-flat matt finish. The range is made up of 56 beautiful colours that have been collated in 14 collections of four co-ordinating tones. They've been grouped in this way to

give you the confidence to use a mix of different shades to transform your interiors. By taking the confusion out of which colours to combine, Hemsley makes it easier for you to decorate your home.

Try out your favourites

Exclusive to Homebase, the range comes in 100ml tester pots, £2.49 each, allowing you to try out all the shades you like for a low cost. When you've made your colour choice, the flat matt emulsion is priced at £27.99 for 2.5ltr. There are also eight eggshells available, ideal for painting wood, which are designed to blend with each of the colour collections. The eggshell is priced at £12.99 for 750ml, offering great value for a classic, heritage look.



CREATE A NEW SPRING LOOK

Pick from one of these
on-trend collections

■ **PITCOMBE** Bring seasonal greenery inside with this fresh, nature-inspired collection of Pear, Orchard, Pea and Garden – great for a country kitchen.

■ **YENSTON** Mirror the colours seen in a spring sky with this collection of blues that includes Air, Day and Sky, as well as the more dramatic-looking, moody Tide, which would be perfect for creating a striking feature wall.

■ **LOVINGTON** Versatile grey continues to be popular. This collection includes Cloud, Flint, Pewter and Grey, which will suit all room schemes.

■ **CHERITON** Fans of pink will love this collection, which ranges from the delicate Blush and Bloom through to the bolder Berry. Use it for the prettiest bedroom.



For more information...

TO DISCOVER ALL THE COLOURS IN
THE RANGE AND TO SHOP ONLINE,
VISIT HOMEBASE.CO.UK

Hemsley

TACKLE A TASK

Clean your windows

These are the hero products to help you keep your windows squeaky clean and sparkling

FOR WHERE TO BUY ITEMS SHOWN, TURN TO OUR SHOPPING DIRECTORY



WHITE VINEGAR

Mix with equal parts water for a cheap-as-chips glass cleaner
Sarson's distilled white vinegar (568ml), £1, Sainsbury's



VACUUM CLEANER

Give dirt the dust off with this handy rechargeable machine
WV2 window vac, £59.99, Kärcher



TELESCOPIC BRUSH

Extends to a length of 1.9m
3 in 1 window cleaner with telescopic handle, £26.95, Leifheit range, Amazon.co.uk



SPRAY SOLUTION

Used by picture framers across the UK for its smear-free results
Nilglass glass cleaner (500ml), £3.98, Lakeland



PRO-STYLE KIT

Take window cleaning seriously with this smart set
Window cleaning seven piece kit, £24.99, Screwfix



CLEANING CLOTHS

With just water, one lifts dirt, the other adds sparkle
Window pack, £8.99 for two, E-cloth range, John Lewis



MINI SQUEEGEE

The perfect little tool for removing filthy water off small or multi-pane windows
Mini squeegee, £5.50, Oxo



FRAME CLEANER

Use to rid white UPVC frames of built-up grime
UPVC cream cleaner (550ml), £1.55, Astonish



BASIC BUCKET

Fill this pail with up to 10ltr water to tackle a few windows at once
Bucket, £15, Labour and Wait

NEED TO KNOW WINDOWS

- Freshen up slightly dirty windows** – ones that have the odd smudge or smear – using a cleaning spray and a cloth. However, if you haven't washed the windows for months, get a squeegee out and do a proper clean.
- Wash them on a cloudy day.** Sunshine will create glare on the glass, making it harder to clean. It could also dry the cleaning solution before you have a chance to wipe it off, leaving unsightly streaks.
- Start with the frames first,** so you don't drip dirty water on clean panes. A wipe with a wet sponge should do the trick, but if they're very grubby, use mild detergent on wood or specialist cleaner on UPVC.
- Clean the panes of glass** by sponging them down with warm soapy water. Dip a sponge or the foam part of a squeegee into the water, squeeze out the excess, then rub gently on the glass.
- Snake the squeegee's rubber strip** down the window in a reverse 'S' pattern from a top corner. At the end of each stroke, wipe it clean of suds, water and dirt with a lint-free cloth. Stubborn marks may need a going over with a sponge.
- Finish by wiping off excess water or suds** from the edges and windowsill using an absorbent cloth. Repeat the process on the inside of your windows.
- Save money by going back to basics** and cleaning glass using scrunched-up newspaper dipped in a solution of half water, half white vinegar. Rub in a circular pattern to wipe off dirt, then switch to a vertical, then horizontal, stroke until the liquid has disappeared.
- Wash windows every two to three months,** so you'll have less to do each time.

In the KITCHEN

This month, we're enjoying sweet red gooseberries, spicing it up with beetroot ketchup, cooking with freekeh and trying out fragrant elderflower drinks

FOR WHERE TO BUY ITEMS SHOWN, TURN TO OUR SHOPPING DIRECTORY



Sweeter than green gooseberries, red ones are delicious used in desserts. For a host of gooseberry recipe ideas, visit goodtoknow.co.uk

To-do list for MAY

EAT The Foraging Fox's hot beetroot ketchup – infused with chilli and horseradish, it's just the thing to perk up a bacon sandwich or barbecue, £3.49 for 255g, Ocado.

DRINK Biostilla amaretto, a deliciously smooth Italian organic almond liqueur, £25 for 70cl, Vintage Roots. Try a dash of it in an espresso.

TREAT yourself to a selection of British charcuterie, £29, from Market Porter – an online retailer championing artisan cheese, meat and chocolate producers, with new products each month.



Try a new taste...

FREEKEH

Made from roasted green wheat grains, freekeh has a rich, smoky flavour and has been served in the Middle East for centuries. Simply simmer it in water or stock for 20min, then use in stir-fries and salads. You can also buy ready-cooked freekeh, £2 for 250g, Merchant Gourmet range, Waitrose.

HOW TO MAKE Preheat the oven to 200°C/400°F/Gas 6. Cut 1 red onion and 1 fennel head into wedges, 1 courgette, 1 red and 1 yellow pepper, into chunks, and 100g chestnut mushrooms in half. Toss in 2tbsp olive oil and spread over a baking tray. Season with salt and pepper and roast for 30min, turning occasionally until tender. Meanwhile, cook 100g freekeh in vegetable stock for 20min. Drain and toss in a dressing of 1tbsp tahini mixed with 2tbsp olive oil and 1tbsp lemon juice. Serve with the roasted vegetables piled on top.

Freekeh tossed in a tahini dressing and topped with roasted vegetables makes a tasty main or side dish



3 of the best ELDERFLOWER DRINKS

Celebratory fizz

A good non-alcoholic alternative to Champagne for weddings and parties

Wild elderflower bubbly (74cl), Luscombe range, Riverford Organic Farms



£3.35

Delicate cordial

Containing a hint of rose, this tastes great used in cakes and long drinks

Elderflower & rose cordial (500ml), Belvoir range, Waitrose



£4.69

Luxury liqueur

This tasty tippie comes in an ultra-stylish bottle and is excellent in cocktails or simply poured over ice

St Germain elderflower liqueur (50cl), Tesco



£19

LOOK WHAT WE FOUND!

James Martin has teamed up with Denby to create this fun burger kit with boards, relish pots and mini fryer baskets for the chips

Two gastro three-piece serving kits, James Martin range, Denby



£50

IDEAL GREAT DEAL

Indulge in a romantic picnic hamper for two

£70

Luxe dining
Includes plates, a corkscrew and cutlery, plus napkins to match the pretty lining
Market Print heart hamper, Dickens & Jones range, House of Fraser



£45

Posh picnic
A smart wicker design lined with pastel fabric, with matching napkins and all the essentials
Spring Blooms heart hamper, Marks & Spencer



DO MORE WITH EGGS

Take a fresh look at the shopping-list staple that's easy, quick and cheap – but can be surprisingly sophisticated, too...



Turn poached eggs
from simple to special
with smoked salmon

آموزشگاه انعکاس منبع جدیدترین اطلاعات، مقالات و دوره‌های آموزشی دکوراسیون داخلی

 Enekas.Academy

 Enekas.Academy



Poached egg pots

SERVES 2 TAKES 25MIN

- Small handful of baby spinach
- 4tbsp reduced-fat crème fraîche
- 2 eggs ■ 2 slices of crusty white bread ■ Butter for toast ■ 25g smoked salmon, cut into strips

1 Preheat the oven to 180°C/350°F/ Gas 4. Wilt the baby spinach in a bowl in the microwave for 30sec on a high heat, then drain.

2 Divide the crème fraîche and wilted spinach between two ramekins. Season with freshly ground black pepper, then crack an egg into each one.

3 Place the ramekins in a baking tin and half-fill the tin with warm water. Bake for 15min until the eggs are set with runny yolks, or bake for a further 5min if you prefer your eggs to be completely set. Season with freshly ground black pepper.

4 Toast and butter the bread, then cut it into soldiers. Top the eggs with strips of smoked salmon and serve with the toast on the side for dipping.

Cook's tip

Look for the Lion Quality stamp – it means the eggs were laid by hens vaccinated against salmonella

HOW TO TELL IF AN EGG IS FRESH

Some dishes demand very fresh eggs – for example, poached eggs – so here's how you can find out if an egg is past its best

- 1** Fill a glass or jar with cold water.
- 2** Drop the egg into it gently, so as not to crack the shell.
- 3** If it sinks and sits horizontally on the bottom of the glass or jar, it is really fresh.
- 4** If it tilts halfway up, then it's not fresh but can still be eaten.
- 5** If it sits up in a vertical position and then floats, the egg is stale.



For a stronger flavour, add some crumbled Stilton and grated Parmesan

Soufflé omelette

MAKES 2 TAKES 25MIN

- 1tbsp butter ■ 1 shallot, finely diced ■ 1 bag of spinach, washed and stems removed ■ Pinch of nutmeg ■ 4 eggs, separated into yolks and whites ■ 2tbsp finely grated Gruyère cheese

1 Heat half the butter in a frying pan and sauté the diced shallot. Add the spinach and nutmeg, and season well. When heated through, set aside.

2 Put the yolks in a bowl, season and set over a pot of gently simmering

water. Whisk until thick and frothy, then remove the bowl from the heat. **3** In a separate bowl, beat the whites to stiff peaks, then fold into the yolks. **4** Heat the remaining butter in a frying pan. Pour in the egg mixture and cook until the bottom is set but the top is still fluffy and soft – this should take 3-5min. Top the omelette with the spinach mixture and then the Gruyère. Cover the pan for a few minutes to melt the cheese. Fold the omelette in half and serve at once.





A moment of *bliss* wherever you go

Smooth, melting Lindor in a milk chocolate bar.
You choose the moment, we'll provide the bliss.



آموزشگاه انعکاس منبع جدیدترین اطلاعات، مقالات و دوره‌های آموزشی دکوراسیون داخلی

 Enekas.Academy

 Enekas.Academy



Ranch-style eggs make a tasty breakfast or brunch, or serve them as a light evening meal



Huevos rancheros

SERVES 4 TAKES 30MIN

■ 1tbsp olive oil ■ 1 onion, finely chopped ■ 1 garlic clove, finely chopped ■ 1 red pepper, thinly sliced ■ 1 red chilli, finely sliced ■ 400g tinned tomatoes ■ 4 eggs ■ 1 avocado, diced ■ 100g Cheddar, grated ■ Few coriander leaves ■ 4 flour tortillas

1 Heat the oil in a frying pan over a medium heat and add the onion, garlic, pepper and chilli. Cook for 5min until it begins to soften, then pour over the tomatoes and cook for a further 5min.
2 Make four holes in the tomato mixture and crack the eggs into the holes. Cover with a lid and cook for 5min, or until the eggs are set to your liking. Top with the avocado, cheese and coriander leaves. Season with freshly ground black pepper.
3 Meanwhile, heat the tortillas in a separate pan for 1min until slightly crisp, then place each on a plate. Serve the ranch-style eggs in their pan and let everyone help themselves.

Cook's tip

To peel an egg, crack it, roll it under your hand on a worktop and shell it under cold running water


Chilli greens & egg on sourdough toast

SERVES 2 TAKES 15MIN

■ 2 garlic cloves ■ 4tbsp olive oil ■ 1 mild red chilli, finely sliced ■ 600g mixed green leaves and shoots, such as large spinach leaves, chard, fine asparagus or watercress ■ 2 eggs ■ 2 large, thick slices of sourdough bread ■ Chilli jam or chilli sauce, to serve

1 Finely slice one of the garlic cloves and halve the other. Warm 2tbsp olive oil in a large frying pan. Add the chilli and the sliced garlic only, and cook over a medium heat for 1min.

2 Add the greens and stir-fry for 3-4min over a medium-high heat, tossing the pan often until the greens wilt but retain a bit of bite. Season well.
3 In a separate pan, gently fry the eggs in 1tbsp olive oil until the whites are set and the edges golden. Toast or grill the bread until it is slightly charred, then rub one side of each slice with the cut sides of the halved garlic clove.
4 Divide the greens between the toast slices and top each with a fried egg, a few drops of the remaining olive oil and a spoonful of chilli jam or sauce.



You could also use rye bread or ciabatta in this dish



IF YOU

make it

THEY WILL

COME.



NOTHING BEATS HOMEMADE LASAGNE



When's your **DOLMIO** day?

آموزشگاه انعکاس منبع جدیدترین اطلاعات، مقالات و دوره‌های آموزشی دکوراسیون داخلی

 Enekas.Academy

 Enekas.Academy



Tortilla is great for picnics – leave to cool, cut into slices and wrap in clingfilm



Cheesy tortilla

SERVES 4 TAKES 25MIN

■ 2tbsp olive oil ■ ½ small red onion, diced ■ 1 green pepper, chopped ■ 350g boiled potatoes, cooled ■ 6 eggs, beaten ■ 120g Wensleydale cheese with cranberries, crumbled ■ 120g Brie, sliced ■ Few sage leaves (optional) ■ Mixed salad, to serve

1 Heat the olive oil in a large frying pan. Add the red onion and green pepper, and fry for 6min until they have softened. Add the potatoes and cook for a further few minutes to heat them through.

2 Pour in the beaten eggs and season with salt and freshly ground black

pepper. Cook the egg mixture for 5min, and preheat the grill.

3 Top the egg mixture with the Wensleydale and Brie, plus a few sage leaves, if using, then place under the grill for a few minutes until the top turns golden. Serve with a mixed salad.



Cook's tip Eggs separate easier when cold, but the whites whisk to a greater volume when at room temperature



Put the soufflés in the oven just before serving your main course

Hot apricot soufflés

MAKES 6 TAKES 1HR 5MIN,
PLUS COOLING TIME

- 250g dried apricots, chopped
- 200ml fresh orange juice ■ 4tbsp single cream ■ 4 egg yolks ■ 6 egg whites ■ 75g caster sugar ■ Icing sugar, to serve

1 Combine the dried apricots, orange juice and 100ml boiling water in a saucepan. Bring to the boil, cover, then reduce the heat and simmer for 30min until soft and most of the liquid has been absorbed. Blitz in a food processor or with a hand-held blender to create a thick, smooth purée.

Leave to cool, then stir in the cream.

2 Preheat the oven to 200°C/400°F/Gas 6. Fold the yolks into the cooled apricot purée. In a large, clean bowl, whisk the egg whites with a little salt using an electric hand-held whisk until soft peaks form. Add the caster sugar and continue whisking to a firm, glossy meringue.

3 Using a rubber spatula, carefully fold the whites into the apricot mixture, a third at a time, until evenly mixed. Divide the mixture between six 450ml heatproof, straight-sided soufflé dishes, filling them to the top. Run your thumb around the edges to create a ridge.

4 Set the uncooked soufflés on a metal baking sheet, spacing them evenly apart. Bake for 10-12min or until golden and puffed up – when you slightly jiggle a dish, its contents should barely wobble. Dust with icing sugar and serve immediately.

KNOW YOUR EGGS: A QUICK GUIDE FOR COOKS



QUAIL

Providing a small but tasty mouthful, they are a popular choice for canapés or served with celery salt for dipping.

They have pretty, speckled shells, which are rather tricky to peel.



PHEASANT

Half the size of a hen's egg, these have an olive-green or brown shell, and are in season from April to June. Try them fried, in a sandwich, with some hollandaise sauce.



DUCK

Slightly larger than a hen's egg, these have a white or pale blue shell and a pale yellow yolk that turns orange when cooked. Rich in taste, they're good boiled or scrambled.



GOOSE

These large eggs are a creamy treat, and each the equivalent of two-and-a-half hen's eggs – so ideal for sharing. Bake with crème fraîche for eggs en cocotte.



OSTRICH

Weighing nearly 2kg, they have a surprisingly delicate taste and are in season from March to September. Best served scrambled, as one egg will take two hours to hard-boil.

Let us transform the quality of your lawn!

From as little as £6*

Our annual lawn care programme will ensure your lawns are in an excellent condition all year round...

* when paying by Direct Debit

- ✓ Greens up and thickens the lawn
- ✓ Removes weeds & minimises moss
- ✓ Safe for children & pets
- ✓ Mechanical services available
- ✓ More effective than DIY
- ✓ No contract - Direct Debit available



FREE Lawn Analysis: 0808 100 1413
see our seasonal & additional treatments: www.greensleeves-uk.com

The ultimate **stitching, knitting & crafting shows!**



STITCHING, SEWING
& HOBBYCRAFTS

EXCEL, LONDON
7-9 APRIL 2016

STITCHING, SEWING
& HOBBYCRAFTS

NEC, BIRMINGHAM
1-3 JULY 2016

Buy tickets on-line www.ichfevents.co.uk or phone Ticket Hotline **01425 277988**

Knitting • Sewing • Papercrafts • Art Supplies • Patchwork • Dressmaking • Jewellery • Quilting

آموزشگاه انعکاس منبع جدیدترین اطلاعات، مقالات و دوره‌های آموزشی دکوراسیون داخلی

Enekas.Academy

Enekas.Academy



In the GARDEN

Make the most of your outdoor space with our expert tips and know-how

TO DO THIS MONTH...

■ REUSE RAINWATER

Keep plants hydrated over the summer using precious rainwater captured in a water butt. Original Organics has a range of designs available, from rustic wooden barrels and sleek steel tanks to colourful slimline models.

■ TACKLE YOUR WEEDS

As the weather warms up, nasty weeds will begin to take hold. Mulching now with compost, leaf mould or well-rotted manure will help restrict their growth and keep moisture in the soil.

■ **PLANT UP HANGING BASKETS** Try using colourful foliage, such as cordylines and grasses, or edible herbs or nasturtiums for an unusual

display. Ensure that you have plenty of plants to cover the container and be sure to water them well, as hanging baskets dry out quickly.

■ PLANT SUMMER


BEDDING Lift your spring beds and replace them with summer-friendly plants at the end of the month when the frosts have passed. Marigolds, zinnias and rudbeckias are great choices.

■ MOW YOUR LAWN

The warmer temperatures will awaken your lawn, so it's time to get back into the weekly mowing regime.

■ PLANT WATERLILIES

If you have a pond in your garden, waterlilies are quick and easy to grow in aquatic baskets. Remember to divide them every few years – it's possible to split more than 20 plants from one root ball.



A barrel water butt will collect rainwater for your plants and also create a lovely relaxed, rustic feel in your garden



Big Spot Flower pots, from £21.95 each, Orla Kiely range, Wild & Wolf

HOW TO... PLANT UP CONTAINERS

Brighten a corner with a grouping of containers. Mix and match small pots – terracotta ones look great teamed with brightly patterned planters – and repeat some of the flowers, such as daisies, for a sense of unity.


- ◆ In May, once the frosts have passed, plant flowers that bloom in summer.
- ◆ Ensure your pots have drainage holes and cover them up with shards of pottery (crocks) or some

pieces of broken-up polystyrene trays.

- ◆ Choose small plants to suit the containers. Try a theme of colours or styles, such as yellow and white, or mini meadow blooms.
- ◆ Top tiny-flower choices include daisies, chamomile, bidens, zinnias, calibrachoa, salvia, dianthus, marigolds, alyssum and pansies.
- ◆ Add a layer of peat-free compost, especially formulated for pots, then some slow-release fertiliser

and water-retaining granules as well.


- ◆ Tease out the roots and plant into pots. Firm the compost around the plants, then water well. Top up the compost, but leave a gap between the soil level and pot rim, so the soil won't wash off.
- ◆ Deadhead once the flowers start to fade to stimulate more growth.
- ◆ Monitor the watering needs of your pots – under-watering can cause stress, while over-watering can lead to root rot.



Allium sphaerocephalon
features striking
bullet-shaped blooms



Allium
sphaerocephalon
flowers in late summer



Allium christophii
has open, upright
seedheads



Bring bold blue into
your garden with
Allium caeruleum

ALLIUMS

With *pompom blooms* made up of tiny individual flowers, these show stoppers come in *vibrant shades* of purple, blue, crimson, yellow and white. There are *edible alliums*, such as leeks and onions, or ornamentals for borders. Opt for tiny 30cm-diameter pompoms or *think big* with 200cm-diameter spheres of *star-shaped flowers*. Plant the bulbs deep in well-drained soil in early autumn in a *sunny spot*. In bloom from spring to September, the flowers can be dried to make a *striking display*

GROW
SOMETHING
beautiful



Add a splash of
sunny colour
with vivid
golden garlic



The pink blooms of
Allium 'Miami' look
great planted in drifts



Plant *Allium hollandicum*
'Purple Sensation'
for early May flowers

NEW
COLLECTION

BLINDS
& CURTAINS



Beautiful | Simple | Stylish

The stunning scenery and simple design philosophy of Scandinavia is the inspiration behind the new Natur Roman blinds and curtains collection from Hillarys. We hope it inspires you to create a room that's warm, welcoming and effortlessly contemporary.



Explore the collection
Visit hillarys.co.uk/natur-scandi
Call 0800 916 6501



NATUR

THE SCANDI COLLECTION

by HILLARYS

آموزشگاه انعکاس منبع جدیدترین اطلاعات، مقالات و دوره‌های آموزشی دکوراسیون داخلی

 Enekas.Academy

 Enekas.Academy



GIRLABOUTTECH



THIS MONTH'S MOST WANTED

SKY'S NEW SERVICE

Meet Sky Q – a premium subscription of on-demand and live TV that lets you do clever things like pause a film, then pick up where you left off on another screen (say, the TV in the bedroom). You can even download shows from your planner to your tablet to watch offline later.

FIND OUT MORE AT GIRLABOUTTECH.COM



“HELLO!

I'm Amy Cutmore, Technology Editor... but you can call me Girl About Tech. As you can see, my pages have a fresh new look that I hope you'll love. And if you're suffering from a tech-related trauma, feel free to tweet me @girlabouttech – I'm looking forward to hearing from you!



ON GIRLABOUTTECH.COM RIGHT NOW

HOW TO...
GO ON A DATA DIET




It's time to dump the excess data baggage and start storing your important photos, videos and documents in the right way

HOW TO...
PROTECT YOUR HOME WITH SMART SECURITY



Discover how to monitor your home and keep it safe from burglars with easy-to-use, Wi-Fi security gadgets

WHAT'S NEW
CATH KIDSTON DOES TECH



Off to Glasto this summer? Look the part with one of these cute floral speakers and, of course, the obligatory selfie stick

BUYING ADVICE
8 GENIUS WAYS TO ARRANGE APPLIANCES



Ensure that the layout of your appliances is both practical and maximises all of that precious space with these clever tips

FEATURE AMY CUTMORE

آموزشگاه انعکاس منبع جدیدترین اطلاعات، مقالات و دوره‌های آموزشی دکوراسیون داخلی

Enekas.Academy

Enekas.Academy

The curated online marketplace
for preloved furniture



*Love dark and
handsome? We've
got it covered!*

Having
a Spring
clear-out?
Sell your
quality pieces
with us!



THE HI-TECH WAY TO

BREAK FREE FROM THE OFFICE

Discover the tech making it easier for staffers and start-ups to get the job done at home

Oh, to work from home, where you can wear fluffy slippers to meetings and won't get a face full of armpit on the commute. Sure, staying focused when it's time for *Homes Under The Hammer* takes willpower, but with the right kit and attitude, you can be motivated and productive, and won't even miss out on office gossip. **LOG IN** If you haven't already been assigned one, you'll need either a desktop or laptop computer. The former will be cheaper, but the latter more convenient if you travel a lot.

There is a third way – to get a desktop and either an affordable tablet or Chromebook that you can take out and about. With a Chromebook, you can access and edit documents wherever you have Wi-Fi, but no hard copies are stored on the device, so it's fast and secure.

NEVER MISS A CALL It's tempting to give a mobile number as your main point of contact, but did you know that 60% of us distrust businesses without a landline?* Sign up to a call plan from Vonage (from £8), get the

free Extensions app and route calls from your landline to your smartphone, so customers will think they're calling an office and you'll avoid forwarding costs.

COLLABORATE FULLY

There's only so much banter you can have with the cat, so to avoid feeling lonely and for constructive brainstorming, you need to be able to join discussions in real time. Video conferencing apps, ranging from the basic Skype to flashy Adobe Connect,

FACT! 56% of Brits experience negative feelings including anxiety or stress on their commute to work

SOURCE: FITBIT

allow you to 'attend' meetings. I also rate Google+ Hangouts, where you can chat with up to 10 others in real time via camera, microphone or text.

BE VISIBLE Build trust with colleagues by giving your status on programs such as Skype, so they know if you're online or away.

STAY SECURE If you're using a laptop from work, it's probably connected to a Virtual Private Network (VPN). This gives you the same levels of security as your office



network, as well as access to shared documents and drives. For anyone setting up their own business, companies like EE offer private VPN packages for safe and easy access to a shared network.

BACK UP REGULARLY It makes good sense to back up files on a hard drive. Choose as much storage as you can afford and look into the drive's recovery security – if it gets damaged, you'll have peace of mind that the company who made it will try to recover your data. For growing businesses, look at buying a NAS (network-attached storage) drive, where multiple users can back up and access files on the same Wi-Fi network.

TURN OVER FOR THE KIT YOU NEED TO WORK ON THE ROAD



EMMA HENSON is the business sales manager at working mums.co.uk – a business connecting mums and employers who work remotely

REAL-LIFE TECH

EncorePro HW301N binaural headset, £99.99, Plantronics 'Being "hands free" is crucial for me – talking to colleagues or clients while making notes is 70% of my role. I've tried various headphones before, but this call-centre-style headset is easily the best so far.'

'My work-from-home tool kit'

BetterSnapTool app, £2.29, iOS 'This lets me "snap" multiple windows on my Mac screen, so I can have an email in one quarter, and a web browser, document, and calendar in others. It ups my productivity tenfold – such as when I need to check an email against a diary entry.'

HoMedics Shiatsu massager, £114, Amazon.co.uk 'You can easily sit in the same position for hours when you're having a busy day. This massage chair allows me to keep working while getting rid of the aches and pains that surface during a tough week.'

Google+ Hangouts, free 'This keeps me connected to my colleagues without having to use a phone. If a customer calls with a query for someone else, I can type up an instant message, send it to the team and get an instant response.'

THE KIT YOU NEED FOR

REMOTE WORKING

Heading out of the office? Be sure to take these career-minded gadgets with you

FOR WHERE TO BUY ITEMS SHOWN, TURN TO OUR SHOPPING DIRECTORY



HANDSOME HARD DRIVE

Backup Plus ultra-slim hard drive, £59.99, Seagate

GIRL ABOUT TECH SAYS

'This stylish little storer can hold a mighty 2TB of your most important files – that's roughly 320,000 photos or 240 hours of HD video'



SAFER SURFING

Osprey 2 Mini 4G Mobile Wi-Fi hotspot, £39.99, EE

GIRL ABOUT TECH SAYS

'Connect up to 10 devices at once – it's safer than using the open network at a coffee shop, where hackers could snoop on or even hijack your web sessions'



FLEXI TIME

R11 Chromebook, £230, Acer

GIRL ABOUT TECH SAYS

'Not only does this device boot up in seconds, but its reinforced hinge also lets you use it as a laptop or tablet, or in presentation-friendly "tent" mode'



LIGHT LAPTOP

13in Macbook Air, from £849, Apple

GIRL ABOUT TECH SAYS

'Weighing in at just 1.35kg (less than a bag of flour), it's easy to cart about between meetings, and you should get 12 hours of work done between charges'



MASTER KEYS

K380 multi-device Bluetooth keyboard, £34.99, Logitech

GIRL ABOUT TECH SAYS

'Connects to up to three devices at once, so you can move seamlessly from working on a PC to controlling your Apple TV box or bashing out an email on your phone'



WORKHORSE PRINTER

ENVY 5540 all-in-one printer, £79.99, HP

GIRL ABOUT TECH SAYS

'It scans, it copies and it prints up to 12 pages a minute – directly from the cloud, at that. Sign up and HP will send out more ink automatically when you're running low'



BACK-UP BATTERY

Tylt Energi 6K smart charger, £39.95, OnPoint

GIRL ABOUT TECH SAYS

'Lighten the load with this two-in-one power bank and wall charger. It has an in-built Lightning connector for iPhones, and a USB port for other devices'

THE BEST APPS FOR THE JOB



VONAGE EXTENSIONS

Free for iOS and Android

If you have a Vonage call plan, this lets you take landline calls on your mobile using Wi-Fi, so you won't miss out if there's no mobile reception.



SLACK

Free for iOS, Android and desktop (Mac/Windows)

This messaging app unites emails, to-do lists and docs – name a 'channel' based on a project, then the team can chat, upload files, work on presentations and more.



TRELLO

Free for iOS, Android and web

A sort of 'Pinterest meets to-do list', Trello lets you set up Projects, which you can invite everyone involved in to view, then add ideas, to-dos or annotations, such as images, diagrams and notes.



DROPBOX

Free for iOS, Android and web

If you don't already use Dropbox for cloud storage and sharing files, sign up for a free trial. The business version has unlimited file recovery and a remote wipe feature that secures data if a device is lost.



Want more? Go to GIRLABOUTTECH.COM



Go for chic urban style with linens in cool grey and white



Choose fresh floral-print bedding for a country look



Create an indulgent feel with soft towels in rich jewel shades

ENJOY 20% OFF home accessories

Create a fresh look for springtime with beautiful bed linen and bathroom buys from Christy

The latest bedroom and bathroom accessories from luxury brand Christy are perfect for updating your home this spring. Christy has a rich history dating back to 1850 – Queen Victoria was one of its first loyal customers. The original Christy terry towel is still known for its quality and long-lasting softness, and such high standards extend to the company's beautiful bed linen, too.

Christy is offering Ideal Home readers an exclusive 20% discount

on its huge range of bed and bathroom linen and accessories. Choose from Christy's wide selection of 100% cotton towels, bath mats and robes, or invest in one of its on-trend bed-linen collections, which have a high thread count and feature intricate embroidery and lovely woven designs – just the thing to guarantee you a luxurious night's sleep.

To shop online and redeem your discount and to view the full Christy collection, visit christy.co.uk.

HOW TO GET YOUR 20% DISCOUNT

To redeem your 20% discount, visit christy.co.uk and enter the promotional code **IDEALHOMES20** when you reach the checkout.

TERMS AND CONDITIONS

This offer is available from 25 March 2016 onwards. This offer can only be redeemed online at christy.co.uk. It cannot be used in conjunction with any other offer. The discount code will expire after the first use. This offer is only available against full price, non sale items. The discount code must be applied during checkout and cannot be redeemed retrospectively.

CHRISTY.
— Est.1850 —



Fitted wardrobes can make use of the full height of your bedroom



ENJOY
20% OFF
AT SHARPS



A bespoke window seat will turn an alcove into a reading spot

GET 20% OFF bespoke storage

Give your bedroom and home office a fresh look with made-to-measure furniture from Sharps

Revamp your home with the Shaker range of furniture at Sharps – the UK's leading fitted-furniture specialist. With its muted style, the white Shaker furniture will blend into any existing scheme.

Providing up to triple the storage space of freestanding equivalents, the expertly designed wardrobes from Sharps are fitted flush against the walls and ceiling, leaving no dead space above, behind or at the sides of the unit. Every wardrobe is fitted with an integral soft-close function, adding to their luxurious appeal.

All of Sharps' collections offer a selection of low-line furniture, such as bedside tables and dressing tables, which will blend harmoniously into

your bedroom and provide more surfaces to display vases and precious momentos. Sharps can even create a stunning window seat with added storage as part of your scheme.

Prices for a fully fitted Sharps bedroom start from £2,000, and home offices start from £1,500, including design, manufacture, delivery and installation.

Sharps has teamed up with Ideal Home to offer readers an exclusive 20% off its bedroom and home office range on all orders costing more than £2,000. To view the complete range of products at Sharps, request a free brochure or to arrange a free design consultation, call 0800 917 8178 or visit sharps.co.uk.

HOW TO GET YOUR 20% DISCOUNT

To redeem this discount, call 0800 917 8178 and quote IH20 when you place your order, or cut out this coupon and take it with you when you visit a Sharps showroom. Find your nearest showroom at sharps.co.uk. Offer ends 2 May 2016.

TERMS AND CONDITIONS 20% off discount applies to all bedroom and home office ranges at Sharps, on orders priced at £2,000 or above, on the production of this page at a Sharps showroom or the code IH20% given over the phone. The discount is valid from 29 March 2016 to 2 May 2016, and can be used over and above the half price sale offer that runs throughout this period. This offer cannot be used in conjunction with any other special offer or promotion. The minimum spend is £2,000 and this is the price after all reductions.

sharps

created with you

YOU'LL LOVE THIS

TRAVELLER'S COMPACT CAMERA

TZ80 COMPACT CAMERA,
£360, PANASONIC

They said the compact camera was dead... but they were wrong. Worth taking on your next trip, this pocket-sized model offers excellent image quality, an impressive zoom and a level of creative control that blows most smartphones out of the water

FOR WHERE TO BUY ITEMS SHOWN, TURN TO OUR SHOPPING DIRECTORY

BUILT-IN WI-FI

Download the Panasonic Imaging app and control your camera remotely from your phone screen (useful in low light, where holding the camera steady is key), or share snaps straight to social media

BUILT-IN VIEWFINDER

This helps to conserve the camera's battery, as you won't need to use the screen as much, and encourages you to hold the camera in such a way that it's less likely to shake and ruin your shot



4K VIDEO/PHOTOS

Records super-detailed Ultra-HD footage, from which you can select stills and save them as high-quality photos

30X OPTICAL ZOOM LENS

Your smartphone can't compete with the zoom on this camera. Use it to shoot wildlife – or your child's next birthday party – from a safe distance

CONTROL RING

This ring around the lens can adjust aperture and other settings, rather than you having to delve into the menu – if you want to wean yourself off auto mode, this will help



Want more? Go to GIRLABOUTTECH.COM

Or try one of these
PREMIUM
COMPACTS



LITTLE BIG SHOT
PowerShot G9 X, £379, Canon

GIRL ABOUT TECH SAYS

'Ideal for beginners stepping up, this is tiny and has excellent image quality and auto modes. Again, you can control some settings using the ring around the lens'



PRO CHOICE
RX100 IV, £759, Sony

GIRL ABOUT TECH SAYS

'If money is no object, this is the one to beat. It takes pro-quality photos day or night, has a viewfinder and shoots video in super slo-mo – should you fancy yourself as the next David Attenborough'



MONOCHROME
MARVEL
X70, £549, Fujifilm

GIRL ABOUT TECH SAYS

'Great for street photography, with spectacular results in black and white. The 28mm lens gives a great wide-angle view – there's no zoom or viewfinder, but the screen can be angled for selfies'



ALWAYS CONNECTED
DL24-85, £550, Nikon

GIRL ABOUT TECH SAYS

'Has a 1in sensor for top-notch photos and a Super Macro mode for close-ups. Get the SnapBridge app and your camera and smartphone will stay paired for easy sharing'



Add warmth to a room with a rich terracotta shade on the walls



Use two different colours to create a smart feature wall

GET 20% OFF paint and wallpaper

Start a decorating project using paints, papers and tools from Brewers Decorator Centres

With more than 150 branches across the country, Brewers Decorator Centres have all the paints, wallpapers and tools you need to decorate your home. So whether you want a modern look or something more traditional, you're sure to find the ideal colour or design. You'll also discover all the best-loved brands, including Crown and Dulux.

Brewers Decorator Centres are offering Ideal Home readers 20% off paints, wallpapers and accessories. To redeem your discount, take this page to your nearest store. To find a branch, visit brewers.co.uk/branch-locator.

HOW TO GET YOUR 20% DISCOUNT

To redeem your 20% discount, take this page into any Brewers Decorator Centre. Offer valid from 29 March to 30 June 2016.

TERMS AND CONDITIONS This voucher cannot be exchanged for cash (cash equivalent value £0.001) and no refund will be given. The offer can only be used once and cannot be used in conjunction with any other offer. Photocopies will not be accepted. This offer excludes Farrow & Ball products. Valid until 30 June 2016. Brewers staff: Please retain and process as a company money off voucher as per company systems 2.6 (Sept '07, paragraph 7-9). Product code ZX520P.



1. Know the ways to watch online

- **LIVE** You can watch certain Sky, Virgin Media and BT channels live through the Sky Go/Sky Q, TV Anywhere and BT TV apps, respectively.*
- **CATCH-UP** Get up to speed with previously screened shows, usually from the past month – big players include BBC iPlayer and All 4.
- **ON DEMAND** Services such as Netflix, Amazon Prime Video and Now TV let you access films and TV box sets to stream anytime, anywhere.

2. Select your screen and download some apps

You can watch online by installing the relevant app, or via a browser on your laptop, phone or tablet. Smart TVs often have built-in apps for sites such as BBC iPlayer – or try a streamer such as Roku, Apple TV, Amazon Fire TV or Google's Chromecast. On-demand and catch-up apps are often available on your set-top box (TiVo or Sky) or games console, too.



7. Download new programmes automatically

Install the desktop version of iPlayer, and you'll also have a rather handy option called 'Series Record'. Check the box and new episodes will download automatically, provided the application is running.




3. Subscribe to a service

To stream from the likes of Amazon Prime Video, you'll need to sign up and pay a monthly or annual fee. You'll have to pay the BBC's licence fee to watch on iPlayer, but free-to-view services rarely ask you to sign in, unless you want to view shows offline.

6. Cut your data usage

It's easy to gobble up your data allowance when streaming on a mobile, so adjust the video quality from 'high' to 'standard' or even 'low' and you'll use fewer GB per hour. Netflix users, for example, can do this by logging in to their account through a web browser and checking the playback settings.



4. Download to watch later

Being able to watch offline is worthwhile if you need to occupy the kids on a long car journey, but not all services let you do so (see table, below right). You'll usually have 30 days to download and watch a show once it airs – Sky Q also lets you download the majority of the recordings in your planner.*



5. Set up different profiles

Netflix lets you have multiple profiles on one account, so you won't have to explain 50 Shades of Grey to the kids, or be greeted with a long list of cartoons on a Saturday night in. Other services, such as Amazon Prime TV, have PIN protection so little ones can only access age-appropriate shows.

CAN YOU WATCH OFFLINE?

SERVICE	CAN YOU DOWNLOAD?
All 4	Yes
Amazon Prime Video	Yes
BBC iPlayer	Yes
Demand 5	No
ITV Hub	No
Netflix	No
Now TV	No
Sky Go Extra	Yes
Sky Q	Yes*
Virgin TV Anywhere	No

 **Want more? Go to GIRLABOUTTECH.COM**

FEATURE AMY CUTMORE ILLUSTRATIONS EMMA JACKSON *EXCLUDES BBC AND SELECTED OTHER CHANNELS

BUY 72 BEAUTIFUL PERENNIAL PLANTS, WORTH £71.88, FOR ONLY £19.99

Fill your beds and borders with colour and interest with this stunning collection of herbaceous perennials. Blooming year after year, these plants can also be cut to create a beautiful flower arrangement. The collection includes:

- 1 ***Digitalis* 'Dalmation Mixed'** (foxglove)
Height: 50cm. Spread: 40cm.
- 2 ***Aquilegia* 'Swan Mixed'** (columbine)
Height: 30cm. Spread: 25cm.
- 3 ***Delphinium* 'Pacific Giants'**
Height: 150cm.
- 4 ***Coreopsis* 'Early Sunrise'** (tickseed)
Height: 45cm.
- 5 ***Erigeron* 'Stallone'** (Mexican fleabane)
Height: 30cm. Spread: 100cm.
- 6 ***Echinacea purpurea* 'Pink Parasol'** (coneflower)
Height: 90-120cm.
- 7 ***Armeria* 'Mixed'** (thrift)
Height: 50cm. Spread: 30cm.
- 8 ***Dianthus* 'Ever-blooming Mixed'** (carnation)
Height and spread: 30cm.
- 9 ***Geum* 'Blazing Sunset'** (avens)
Height and spread: 60cm.
- 10 ***Lavandula angustifolia* 'Hidcote'** (English lavender)
Height: 60cm. Spread: 75cm.
- 11 ***Verbena bonariensis*** (Argentinian vervain)
Height: 200cm. Spread: 45cm.
- 12 ***Scabiosa* 'Blue Jeans'** (scabious)
Height and spread: 45cm.

BUY Six of any variety for £5.99

BUY 72 (six of each) for £19.99 (RRP £71.88).

Save £51.89. All supplied as plug plants.



CODE	PRODUCT	PRICE	QTY	TOTAL
TCK47546A	<i>Digitalis</i> 'Dalmation Mixed' x 6	£5.99		£
TCK10339A	<i>Aquilegia</i> 'Swan Mixed' x 6	£5.99		£
TCK10348A	<i>Delphinium</i> 'Pacific Giants' x 6	£5.99		£
TCK10344A	<i>Coreopsis</i> 'Early Sunrise' x 6	£5.99		£
TCK69170	<i>Erigeron</i> 'Stallone' x 6	£5.99		£
TCK69179	<i>Echinacea purpurea</i> 'Pink Parasol' x 6	£5.99		£
TCK57632A	<i>Armeria</i> 'Mixed' x 6	£5.99		£
TCK10343A	<i>Dianthus</i> 'Ever-blooming Mixed' x 6	£5.99		£
TCK62764	<i>Geum</i> 'Blazing Sunset' x 6	£5.99		£
TCK45715	<i>Lavandula angustifolia</i> 'Hidcote' x 6	£5.99		£
TCK55865	<i>Verbena bonariensis</i> x 6	£5.99		£
TCK10347A	<i>Scabiosa</i> 'Blue Jeans' x 6	£5.99		£
TCK59597	Perennial Collection x 72 (6 of each)	£19.99		£
	Postage & Packing	£1.95		£1.95
	GRAND TOTAL			£

ORDER FORM

Ideal Home Perennial Collection Offer, Dept XIH741,
PO Box 162, Ipswich, Suffolk IP8 3BX

I enclose a cheque made payable to Ideal Home (name, address and code XIH741 on the back of cheque) for the sum of £ _____

First name _____

Surname _____

Address _____

Postcode _____

Daytime tel no (inc. code) _____

Email address _____

TERMS AND CONDITIONS Ideal Home, published by Time Inc. (UK) Ltd, will collect your personal information to process your order and alert you of news, new products, services and offers available from Ideal Home and from Time Inc. (UK) Ltd by email, phone and post. You can unsubscribe from emails by clicking unsubscribe from within the email. Please tick here if you prefer not to be contacted by phone or post.

ORDER BY POST: Complete the coupon above **ORDER BY PHONE:** Call 0844 573 1686 and quote XIH741
ORDER ONLINE: Visit www.thompson-morgan.com/XIH741

Lines are open 9am-8pm (Monday to Friday) and 9am-6pm (Saturday and Sunday). Offer available to readers on the UK mainland only. All orders will be acknowledged by letter or email. This offer is subject to availability. Your contract for supply of goods is with Thompson & Morgan, a company wholly independent of Ideal Home, published by Time Inc. (UK) Ltd. Ideal Home will collect your personal information to process your order and alert you of news, new products, services and offers available from Ideal Home and from Time Inc. (UK) Ltd by email, phone and post. You can unsubscribe from

آموزشگاه انعکاس منبع جدیدترین اطلاعات، مقالات و دوره‌های آموزشی دکوراسیون داخلی



HOW TO BUY THE BEST**WASHING MACHINE**

Know what the latest options are with this five-minute guide to the essential factors to consider and features to look out for

FOR WHERE TO BUY ITEMS SHOWN, TURN TO OUR SHOPPING DIRECTORY

Best under £500

Jump online to the blog, Girlabouttech.com, to see my definitive short list of the best-value washing machines on the market right now



Want more? Go to GIRLABOUTTECH.COM

1**SIZE IT UP**

A 7-8kg machine is ideal for one or two people, but families should aim for at least 9kg. The biggest drum available is 13kg, which is handy if you run a b&b, but will take an age to fill otherwise. Not sure how big to go? Think of each kg as an outfit, including your smalls! Most machines are 600mm wide but vary in depth – smaller ones can be as shallow as 500mm, while an 11-13kg model can be 700mm deep. Worktops are usually 600mm deep, so measure up carefully for a flush fit.

2**DECIDE IF SPEED IS KEY**

Most machines have at least a Quick Wash cycle, but 15-minute programmes are only designed to handle small loads (around 2kg). Thankfully, more machines now come with a full-load quick wash that can get a drum's worth of laundry clean in under an hour. To do this, it might pre-mix the detergent with water before it hits the drum, or soak your laundry using high-power water jets. Think of the latter as giving your clothes a shower as opposed to a bath.

3**CHECK OUT THE SOUND LEVEL**

A noisy machine is the last thing you want in an open-plan kitchen, but it's less of an issue if it's shut away in a utility room. Still, sound levels are improving all the time thanks to side panels redesigned to absorb vibration, better-balanced drums and more reliable motors. The EU demands that all manufacturers provide the noise levels of their machines on a spin – anything around 70dB is excellent, and Whirlpool has models as quiet as 66dB.

4**PICK ESSENTIAL PROGRAMMES**

You can better care for duvets, woollens, baby clothes, sportswear and denim with special cycles, but never shell out unless you'll use them. Do consider a steam programme or two, though – they lift dirt and oust allergens without scalding your fabrics, so they're a must-have if you suffer from asthma. Steam cycles can be used in a regular wash to remove creases from fabrics and reduce ironing time, or to refresh dry-clean-only items and things you've only worn once.

5**CONSIDER CLEVER EXTRAS**

Indesit's foolproof Push & Wash system, where one press of a button gets a 30°C, 50-minute wash going, is ideal for laundry-loathing teens. Forgotten a sock or want to add delicates at the rinse stage? Samsung's AddWash door lets you pop in extras after the cycle has started. Maintaining your machine is getting easier, too – LG and Samsung have models that work with an app, so if there's a fault your machine will 'tell' your phone what's wrong and how you can fix it.

3 BEST BUYS

Best for SPEED
My Time EWSD81482W 8kg washing machine, £249, Indesit

GIRL ABOUT TECH SAYS

'This easy-to-use machine offers good value and has several quick cycles – it can wash a full load of mixed colours, synthetics or cottons in 59 minutes, or a half load of mixed laundry in just 30 minutes. There's also a 20-minute Express Wash for a half load of less-dirty items.'



Best for EASE OF USE
AddWash WW90K6414QX 9kg washing machine, £749, Samsung

GIRL ABOUT TECH SAYS

'Samsung's latest coup is the AddWash door, which lets you add anything from a dropped sock to a pair of jeans after the cycle has started. You can also control the machine from your sofa (or the office) with an app, plus it's got Smart Check so you can check for faults with your phone.'



Best for PROGRAMMES
WMV960WPS 9kg Prestige washing machine, £1,999, Miele

GIRL ABOUT TECH SAYS

'With specialist cycles for everything from duvets to denim, this is definitely an investment buy. Tested to wash for the equivalent of 20 years, the machine can also use steam alone to refresh an outfit, or at the end of a cycle to kill off allergens and minimise your ironing time.'



8 DAYS
HALF BOARD
FROM
£829PP

LAKE COMO, ST MORITZ & THE BERNINA EXPRESS

Visit Lake Como and take a train journey through the stunning Alps.

SELECTED DEPARTURES FROM APRIL TO OCTOBER 2016. THE PRICE INCLUDES

- **Return flights** from most UK airports, taxes and transfers
- Seven nights in hand-picked

- **four-star hotels** with half board
- **Sightseeing**, including Lake Maggiore, St Moritz and a trip on the Bernina Express
- A **lake cruise** to Bellagio
- Experienced **tour manager**



8 DAYS
HALF BOARD
FROM
£829PP

DUBROVNIK, THE DALMATIAN COAST & MONTENEGRO

See Europe's hidden treasures with this unforgettable tour.

SELECTED DEPARTURES FROM APRIL TO OCTOBER 2016. THE PRICE INCLUDES

- **Return flights** from most UK airports, taxes and transfers
- Seven nights in **three- and four-star hotels** with half board

- **Tours of Dubrovnik** and Montenegro, and visits to Krka National Park, Mostar (setting of the famous bridge), the city of Split and the medieval port of Trogir
- **Escorted** by an experienced tour manager



7 DAYS
FROM
£539 PP

CLASSICAL SPAIN: SEVILLE, CORDOBA & GRANADA

Experience the traditional Spain of Carmen, Figaro and the flamenco.

SELECTED DEPARTURES UP TO NOVEMBER 2016. THE PRICE INCLUDES

- **Return flights**, taxes and transfers
- Six nights in **three- and four-star hotels** with breakfast, staying in Seville, Granada and Mijas.

- **Explore** unspoiled Andalucía, the home of flamenco
- **Fully escorted tours** of Seville, Alhambra in Granada, plus Cordoba and Ronda
- **Escorted** by an experienced tour manager



8 DAYS
HALF BOARD
FROM ONLY
£619PP

LAKE GARDA, VENICE & VERONA

This tour includes some of the finest sights northern Italy has to offer.

SELECTED DEPARTURES FROM APRIL TO OCTOBER 2016. THE PRICE INCLUDES

- **Return flights** from most UK airports, taxes and transfers
- Seven nights in **hand-picked**

- **lake-front hotels** with half board
- Comprehensive **sightseeing** of Lake Garda, the Dolomites, Verona and Venice
- **Escorted** by an experienced tour manager

TO REQUEST A BROCHURE, please call **01283 744319**. TO BOOK ONLINE or watch videos from a selection of our tours, visit **ideriviera.co.uk**

Additional entrance costs may apply. Prices are per person, based on two sharing, and are subject to finite availability. Images used in conjunction with Riviera Travel. Offer operated by and subject to the booking conditions of Riviera Travel Ltd, ABTA V4744, ATOL 3430, a company wholly independent of Ideal Home, published by Time Inc. (UK) Ltd. Ideal Home will collect your personal information to process your order and alert you to news, new products, services and offers available from Ideal Home and from Time Inc. (UK) Ltd by email, phone or post. You can unsubscribe from emails by clicking unsubscribe from within the email.



BROCHURE FORM

For your **FREE Riviera colour brochure**, please complete the coupon below and send to:
Riviera Travel, New Manor, 328 Wetmore Rd, Burton-on-Trent, Staffordshire DE14 1SP

Please send me your River Cruise brochure and/or your Escorted Tours brochure

Title _____ Name _____ Address _____
Postcode _____
Email _____ Phone _____ Code: **IDE**

Ideal Home, published by Time Inc. (UK) Ltd, will collect your personal information to process your order and alert you of news, new products, services and offers available from Ideal Home and from Time Inc. (UK) Ltd by email, phone or post. You can unsubscribe from emails by clicking unsubscribe from within the email. Please tick here if you prefer not to be contacted by phone or post.



DESIGN YOUR OWN HOME

Find your personal decorating style with KLC's five-week online course

In association with
Ideal Home



'Join us for five weeks in our international online classroom, and share your design problems, inspiration, and projects with me and your fellow students. Bring your latest decorating project to the course – I'll bring mine too – and work through it as we study the design process, finding your style, colours, fabrics and window treatments, sourcing, lighting, and accessories. Though there's something new in the classroom every weekday, you can do the work entirely when it suits you. And if you feel uncertain about your online skills please don't worry. Jump in, and I'll help – technical support is a feature of the course.'

Morwenna Brett,
My Design School tutor

TO BOOK

Visit klc.co.uk/mds and quote
IH0416 for the Early Bird offer

**My
Design
School**

at KLC

KLC is world renowned for the quality of its design training, offering a range of qualifications and flexible study methods for over 30 years.

EXCLUSIVE
**EARLY BIRD
OFFER**
ENROL FOR JUST
£99*

MY DESIGN SCHOOL: DESIGN YOUR OWN HOME

Five-week online course
6th June - 8th July 2016

WHAT PREVIOUS STUDENTS SAY...

"I really enjoyed doing something completely different from my day job and taking the time to indulge a passion"

SARAH RAMSAY, SWEDEN

"The last five weeks have totally expanded my horizon on interior design and given me much inspiration and desire to learn more"

CELINE DRUILHE, LONDON





8 DAYS FROM £1,099PP; 14 DAYS FROM £1,699PP



FOUR- AND FIVE-STAR EUROPEAN RIVER CRUISES

There are lots of ships travelling Europe's famous rivers, but few of them can match the luxury and elegance of our superior vessels.

SELECTED DEPARTURES FROM APRIL TO NOVEMBER 2016.

THE PRICE INCLUDES

- Return rail* and Eurostar, or flights and transfers
- Five-star cabins with private bathrooms and river views
- Exceptional cuisine with full board throughout
- Extensive and fully inclusive touring programmes



8 DAYS HALF BOARD FROM £799PP

POMPEII, CAPRI & THE BAY OF NAPLES

Stay in glorious Sorrento and visit the breathtaking Amalfi coast, the glamorous island of Capri and the fascinating ruins of Pompeii.

SELECTED DEPARTURES FROM APRIL TO OCTOBER 2016.

THE PRICE INCLUDES

- Return flights and transfers
- Seven nights in hand picked three- or four-star hotels with half board
- Sightseeing in Sorrento, Capri, Vesuvius, Pompeii, Naples' National Archaeological Museum, the dramatic Amalfi coast and Ravello
- Escorted by an experienced tour manager

TO REQUEST A BROCHURE, please call 01283 744319. TO BOOK ONLINE or watch videos from a selection of our tours, visit ideriviera.co.uk

*Supplements applicable for certain regional stations. Cruise durations may vary. Additional entrance costs may apply. Prices are per person, based on two sharing, and subject to finite availability. Images used in conjunction with Riviera Travel. Offer operated by and subject to the booking conditions of Riviera Travel Ltd, ABTA V4744, ATOL 3430, a company wholly independent of Ideal Home, published by Time Inc. (UK) Ltd.



COOK'S PROFESSIONAL STAND MIXER

Only £79.99, plus £4.95 P&P. Was £299.99. Save £220

Whip up delicious bakes and savoury treats in no time with this stylish 800 watt stand mixer. It's ideal for preparing fluffy meringues, bread dough, cake mix and more thanks to its beater, whisk and dough hook attachments. The stand mixer features a large and durable 4.5ltr stainless steel mixing bowl and six speed settings, including a pulse function, to make mixing, whipping, whisking and kneading quick and simple. Available in silver, black, cream and blue, you can choose a mixer to suit your kitchen scheme. The stand mixer is mains powered, and comes complete with a tilting head for easy removal of the bowl. The main body of the mixer is made from ABS plastic, the whisk and bowl are stainless steel, and the dough hook and beater are aluminium. What's more, this product comes with a two year manufacturer's warranty, giving you peace of mind.



ORDER BY PHONE: Call 0871 911 7011* and quote 59622
ORDER ONLINE: Visit clifford-james.co.uk/59622

*Calls cost 13p per minute, plus your phone company's access charge. Postage and packaging is £4.95 per order. 'Was' pricing refers to original selling prices offered on promoter's website cjooffers.co.uk, and in its retail store between 21/12/15 and 21/03/16. Offer subject to availability and open to UK mainland only. Please allow seven working days for delivery. Return faulty/unused goods in resealed original packaging for a refund or replacement within 30 days. Please note that postage is not refunded on unsuitable items or cancelled orders. Cards will be charged by, and your contract for supply of goods is with, BVG Airflo, a company wholly independent of Ideal Home, published by Time Inc. (UK) Ltd. Ideal Home, published by Time Inc. (UK) Ltd, will collect your personal information to process your order and alert you of news, new products, services and

آموزشگاه انعکاس منبع جدیدترین اطلاعات، مقالات و دوره‌های آموزشی دکوراسیون داخلی


CLAIM YOUR FREE fuchsia plants

Receive nine fuchsia plants, worth £20.97 – just pay £5.65 for postage

Liven up your garden this summer with colourful fuchsias. These hardy, long-lasting flowers are easy to grow and are ideal for hanging baskets. Your nine free plants include 'Dollar Princess', a double bloom in cerise, pink and purple; 'Shrimp Cocktail', featuring a fusion of marbled hot-pink petals with a candy blush; and 'Delta's Sarah', which has purple-blue flowers. Whether in borders or on a patio, this bright range will create real impact from June to November.



Add rich colour with the 'Dollar Princess' variety



Enjoy the striking two-tone petals of 'Shrimp Cocktail'



Discover the vibrant shades of 'Delta's Sarah'

AND TAKE ADVANTAGE OF THESE OTHER GREAT OFFERS...



FUCHSIA 'BEAUTY QUEEN'

These hardy white blooms have pink sepals, giving a dramatic contrast.

Ideal for bringing a bright splash of colour to patio pots and borders. Height and spread: 60cm. Supplied as Postplugs. **BUY THREE FOR £9.99; BUY NINE FOR £14.99 – SAVE £14.98**



BEGONIA 'APRICOT SHADES'

Come rain or shine, this begonia plant will billow out of hanging baskets, patio

pots or window boxes, giving month after month of radiant blooms. Trailing to: 30cm. Supplied as jumbo plug plants. **BUY FIVE FOR £9.99; BUY 15 FOR £14.99 – SAVE £14.98**



GERANIUM 'JACKPOT MIXED'

These F1 hybrid plants are weather-tolerant and have stunning blooms, so

they're perfect for brightening beds and borders all summer long. Height: 40cm. Spread: 35cm. Supplied as plug plants. **BUY 36 FOR £13.99; BUY 72 FOR £18.99 – SAVE £8.99**



DWARF VERBENA 'LOLLIPOP'

This pretty yet hardy dwarf verbena is ideally sized for patio pots, or the front

of borders where it has a wonderful delicate, airy effect. Supplied as jumbo plug plants. Height and spread: 60cm. **BUY THREE FOR £9.99; BUY SIX FOR £14.99 – SAVE £4.99**

CODE	PRODUCT	PRICE	QTY	TOTAL
TCB57145	9 FREE* hardy fuchsias worth £20.97 (offer limited to one per reader)	FREE	1	*£5.65 Postage
TCK47347	Fuchsia 'Beauty Queen' x 3	£9.99		£
TCK47348	Fuchsia 'Beauty Queen' x 9	£14.99		£
TCK13005	Begonia 'Apricot Shades' x 5	£9.99		£
TCK42127	Begonia 'Apricot Shades' x 15	£14.99		£
TCK47453A	Geranium 'Jackpot Mixed' x 36	£13.99		£
TCK12944A	Geranium 'Jackpot Mixed' x 72	£18.99		£
TCK47663	Verbena 'Lollipop' x 3	£9.99		£
TCK47664	Verbena 'Lollipop' x 6	£14.99		£
	TOTAL			£

COMPLETE THIS FORM AND SEND TO:

Ideal Home Free Hardy Fuchsias Offer, Dept XIH742, PO Box 162, Ipswich, Suffolk IP8 3BX

I enclose a cheque made payable to IDEAL HOME OFFERS (no cash, please) for the sum of £

First name _____

Surname _____

Address _____

Postcode _____ Daytime tel no. (inc. code) _____

Email address _____

TERMS AND CONDITIONS Ideal Home, published by Time Inc. (UK) Ltd, will collect your personal information to process your order and alert you of news, new products, services and offers available from Ideal Home and from Time Inc. (UK) Ltd by email, phone and post. You can unsubscribe from emails by clicking unsubscribe from within the email. Please tick here if you prefer not to be contacted by phone or post

ORDER BY PHONE: Call 0844 573 1686, quoting XIH742. Lines are open 9am-8pm (Mon-Fri) and 9am-6pm (Sat-Sun). Minimum order £10. **ORDER ONLINE:** Visit thompson-morgan.com/XIH742. **ORDER BY POST:** Fill in the coupon on this page

Cardholders call direct on 0844 573 1686, quoting XIH742. The order lines are open seven days a week: 9am to 8pm Mon-Fri, and 9am to 6pm weekends (voicemail at other times). Alternatively, please complete the coupon above in BLOCK CAPITALS. Remittance may be made by MasterCard, Visa, Maestro, postal order or cheque (please write your name, address and XIH742 on the back of cheque), crossed and made payable to Ideal Home Offers. Offer available to readers on the UK mainland only. All orders will be acknowledged by letter or email, advising you of the expected despatch date. This offer is subject to availability. Offer enquiry line 0844 573 1686. All correspondence concerning this offer should be sent to: Ideal Home Free Hardy Fuchsias offer, Dept XIH742, PO Box 162, Ipswich IP8 3BX. Please note your contract for supply of goods is with Thompson & Morgan (terms and conditions available on request). The closing date is 30 April 2016. Plants despatched from April 2016.

Ideal Home

MONTHLY EXTRAS,
EXCLUSIVE TO SUBSCRIBERS

Rewards

20% OFF luxurious
Birch & Brook candles



FREE apple tree,
worth £14.99*, from
Thompson & Morgan



Three nights for the price of
two on Eurostar breaks to
Bruges, Marseille and Paris**



25% OFF Sanctuary
bodycare, skincare and gifts



FREE three-day gym and
class pass for Fitness First



WIN one of two pairs of
Gold Passes to visit all 10
Treasure Houses of England,
worth £300



Plus

Exclusive Champagne spa day for £79 at
your choice of nine Hand Picked Hotels



This month, be sure to log in to Rewards to access the above offers and you'll
find even more online – all EXCLUSIVE and FREE to magazine subscribers

Redeem your rewards today at
rewards.idealhomemagazine.co.uk

*Free apple tree, just pay £5.65 postage. **For selected dates and hotels only. The Rewards scheme is available for all active print subscribers of magazines published by Time Inc. (UK) Ltd, free of charge. Closing dates apply for each partner offer. Please visit the Rewards website for more details. Full terms and conditions are available at myidealhomemagazine.co.uk. For enquiries, contact rewards@quadrantsubs.com or call 0330 333 0233 between 8.30am to 17.30pm (GMT) Monday to Friday.

آموزشگاه انعکاس منبع جدیدترین اطلاعات، مقالات و دوره‌های آموزشی دکوراسیون داخلی

BEDS & BEDDING

StayinBed



www.stayinbed.co.uk 0116 326 7326

**BUTTON &
SPRUNG™**

It's beautifully simple...
We only make beds.



www.buttonandsprung.com
03333 201 801

Is it bedtime yet?



www.secretlinenstore.com

01243 606 245

Secret Linen
STORE

12% off your first order use the secret code **READYFORBED**

آموزشگاه انعکاس منبع جدیدترین اطلاعات، مقالات و دوره‌های آموزشی دکوراسیون داخلی

 Enekas.Academy

 Enekas.Academy

BEDS & BEDDING

The
Headboard
Workshop

Made to order
Made in the UK

Visit www.theheadboardworkshop.co.uk
or call us on 01291 628216

200
Years
British
CRAFTSMANSHIP

Hand-crafted to
last for a lifetime

18 bed designs available in any size

- Free delivery and installation
- Money back promise
- 10 year guarantee

Request a brochure...
01777 869 669
www.revivalbeds.co.uk

FURNITURE

FurnitureClinic
care and repair

LEATHER CARE & REPAIR SPECIALISTS
Manufacturers of a unique range of leather cleaning, repair & restoration products.

Before After Before After

- SCUFFS, SCRATCHES, RIPS, STAINS & BURNS • COMPLETE RESTORATION OR COLOUR CHANGE
- MODERN & TRADITIONAL UPHOLSTERY • DIY CLEANING, REPAIR & RESTORATION KITS AVAILABLE
- NATIONWIDE LEATHER REPAIR BRANCHES

Furniture Clinic, Unit 10, Hobson Industrial Estate, Burnopfield, Newcastle Upon Tyne, NE16 6EA
tel: 0844 879 3691 fax: 01207 270 940 email: enquiries@furnitureclinic.co.uk web: www.furnitureclinic.co.uk

FURNITURE

The Atworth Sofa/Sofa Bed in Cotton Natural


Willow & Hall
Sofa Beds | Sofas | Beds


Over 35 years of quality
British craftsmanship


Extensive fabric and
customisation options


Luxury 14cm deep mattresses
on all our sofa beds


Exceptional value compared to
the high street

Call us on 0845 468 0577 or visit willowandhall.co.uk

آموزشگاه انعکاس منبع جدیدترین اطلاعات، مقالات و دوره‌های آموزشی دکوراسیون داخلی

 Enekas.Academy

 Enekas.Academy

www.MelodyMaison.co.uk
Vintage Chic Furnishings & Beautiful French Style Accessories



- ✓ Express Delivery
- ✓ Free Delivery with coupon code IHMFree
- ✓ Simple & Free Returns Policy
- ✓ 12,500 Items in Stock



Call 01302 741000

Email

customerservices@melodymaison.co.uk

Visit www.MelodyMaison.co.uk

Use Coupon Code **IHMM10**
to get 10% Off your First Order

Visit our Yorkshire showroom
Mon-Fri 9am-5pm, Sat 10am-4pm,
Melody Maison, Lords Wood Road,
Harworth, Doncaster, DN11 8BZ



SOFAS & STUFF

For a sofa to come home to.



Graffham Sofa in Stonewashed Linen Petrol
£1852



Cube £254

Handmade in Britain, in any fabric in the world.

0808 178 3211 STORES NATIONWIDE sofasandstuff.com

FURNITURE



www.thefootstoolworkshop.co.uk
01443 831981

Self-Fit Fitted Bedrooms

Fit yourself or use your own fitter and save £1000's



Free expert computer design - simply send measurements

Top quality professional fitted bedroom furniture delivered right to your bedroom with everything that you need to complete your project - every door, carcass, hinge, shelf and fitting.

Fully made to measure in your choice of design, colour and handles. We offer a FREE online design service, and we will send you full colour computer designs and plans, complete with an itemised quote so that you know just what you are getting.

Fit yourself with our advice and back up, or use a local fitter to get a top quality fitted bedroom without paying high street prices.

For more information and advice, call or visit our web site

Tel: 01530 830029 **www.diyfitted.com**

Birch Bedrooms : Telford Way : Coalville : LE3 9AR



To experience furniture at its finest visit us in store
0191 237 1303 WWW.DELCOR.CO.UK

NORTHUMBERLAND | LONDON | LINCOLNSHIRE | CHESHIRE

TRADE SECRET
OUTLET FURNITURE WAREHOUSE

WHAT WE DO IS SIMPLE - WE BUY CANCELLED FURNITURE ORDERS, OVERRUNS AND RETURNED PRODUCTS FROM THE LEADING HIGH STREET STORES - AND ALL SOLD ...

... UP TO 60% OFF THE RETAIL PRICE.

DEFINITELY WORTH A LOOK IN STORE AND ONLINE!
SEE IT, LIKE IT, BUY IT, TAKE IT WAY THE SAME DAY (or we can arrange delivery)

www.trade-secret.co.uk

The White Lighthouse
Furniture and accessories for your home

www.TheWhiteLighthouseFurniture.co.uk

WINDOW STYLINGS

purlfrost.com
Designer window film



FURNITURE

YOU DON'T HAVE TO BE A PUG
TO LIVE IT UP




Living It Up ↑

www.livingitup.co.uk | 0116 269 5960

SOFAS | BEDS | GARDEN FURNITURE

VINTAGE INDUSTRIAL RECLAIMED
DINING TABLES
HAND MADE IN THE UK



DESIGNSHACKINTERIORS@AOL.COM
WWW.DESIGNSHACKINTERIORS.CO.UK
07913 223850

TRADITIONAL BRITISH
UPHOLSTERY

by
Kirkdale



AT DIRECT FROM THE MANUFACTURER PRICES
Woburn 3 seater sofa was £599 - NOW ONLY £449

www.kirkdale.co.uk

FOR A FREE BROCHURE CALL 01495 243999

FURNITURE

THE DORMY HOUSE



Furniture for living and dining rooms, home offices, hallways, kitchens, bedrooms, kid's rooms and bathrooms. Unique designs, clever storage solutions and a huge selection of beautiful fabrics. We offer a bespoke element like no other and strive to offer you excellent service and quality. To find out more call 01264 365808 for a brochure or visit www.thedormyhouse.com

GREAT BRITISH SOFAS DIRECT FROM THE MANUFACTURER



FLORENCE 3 seater sofa was £1099 - now £799

- No risk 21 day moneyback home trial
- 5 year hardwood frame guarantee

For a free colour brochure call **01495 244226** or visit **www.sofasofa.co.uk**

SOFAS AND SOFA BEDS



OLDBOOT
INDIVIDUALLY ENGLISH
OLDBOOTSOFAS.COM

**QUALITY LEATHER SOFAS & CHAIRS
HANDMADE IN ENGLAND**

WWW.OLDBOOTSOFAS.COM

T: 0207 736 3738 E: HELP@OLDBOOTSOFAS.COM

£100 OFF
USE DISCOUNT CODE:
IDEAL100

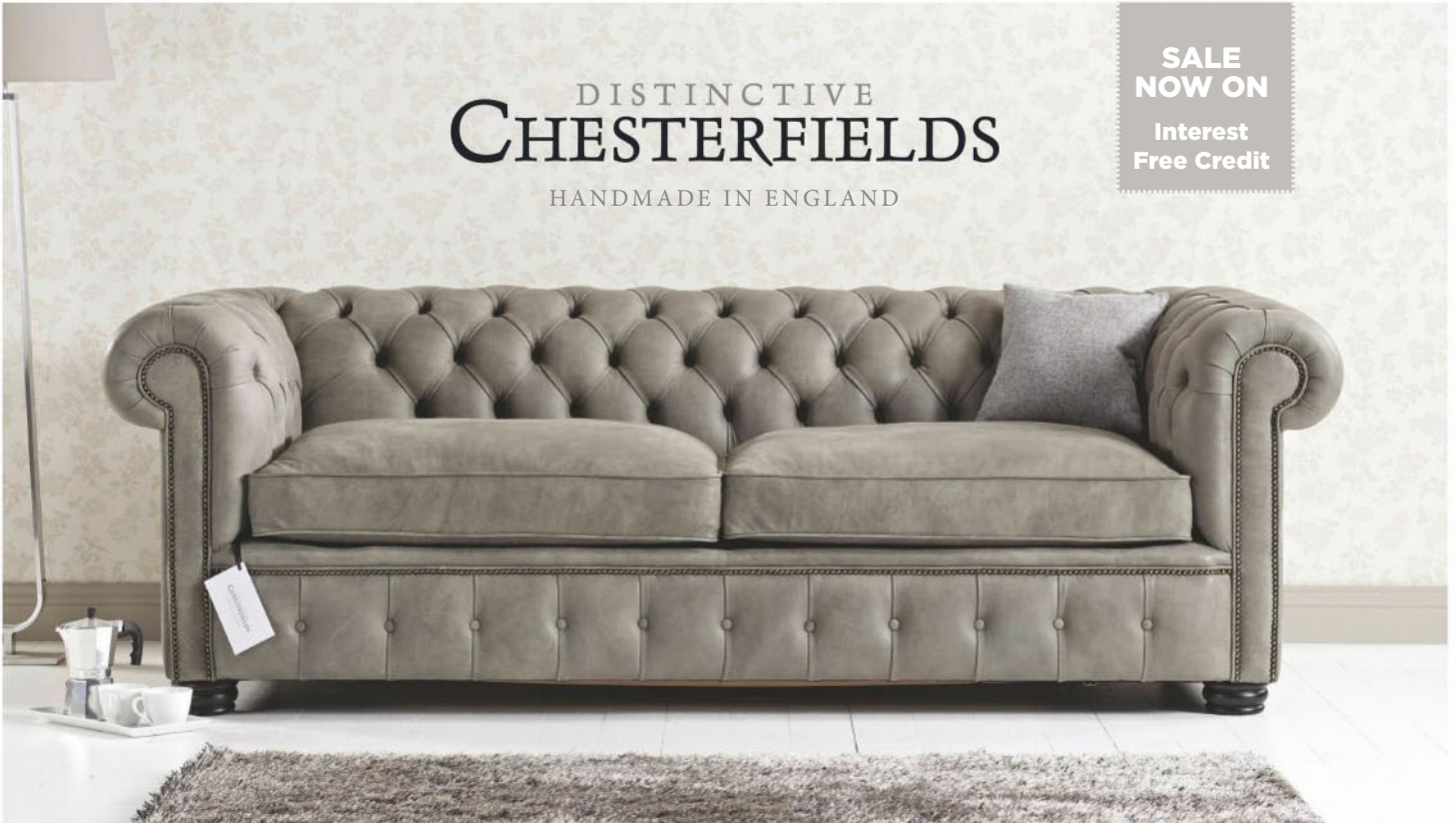
آموزشگاه انعکاس منبع جدیدترین اطلاعات، مقالات و دوره‌های آموزشی دکوراسیون داخلی



SOFAS AND SOFA BEDS

DISTINCTIVE
CHESTERFIELDS
HANDMADE IN ENGLAND

**SALE
NOW ON**
Interest
Free Credit



4-5 The Parade, St. John's Hill, Battersea, London, SW11 1TG Tel: +44 (0) 203 793 2824
www.distinctivechesterfields.com

**SALE
NOW ON**

INTEREST FREE
CREDIT
0%
APR
REPRESENTATIVE

SOFAS
◆ BY SAXON ◆

✓ TRUSTPILOT
★★★★★
OVER 600 REVIEWS

WWW.SOFASBYSAXON.COM
01204 368410

FREE 2016
BROCHURE
AVAILABLE NOW
QUOTE REF: IDH40E

The credit advertised is provided by one credit provider with whom we have a commercial relationship.

آموزشگاه انعکاس منبع جدیدترین اطلاعات، مقالات و دوره‌های آموزشی دکوراسیون داخلی

🌐 Enekas.Academy

📷 Enekas.Academy

FURNITURE

CONTEMPORARY SOFAS DIRECT FROM THE MANUFACTURER



Madrid-sofa was
£369 -
now only
£269

OAKRIDGE
SOFAS & CHAIRS DIRECT

For a free brochure call **01685 844944**
or visit **www.oakridgedirect.co.uk**

SHUTTERS



A louvre affair.

Gorgeous shutters, designed and installed by experts.

For a brochure or free quotation contact shutterlyfabulous.com

0800 9 700 800

shutterlyfabulous



Thomas Lloyd
Makers of Fine Leather Furniture
for Generations



MARLOW 3 SEATER SOFA
WAS £1469 - NOW ONLY £999

- British Standard tested and approved
- Made in our own UK factory
- Direct from the factory prices
- 21 day money-back promise
- 2 year guarantee

To view our entire range or to order your free colour brochure call **01443 771222** or visit **www.thomaslloyd.com**

"Best products, best service, best price"



Customer review on Trustpilot



See it, love it, do it yourself
californiashutters.co.uk

0800 195 0 196

CALIFORNIA SHUTTERS

Measure, install and save



SHUTTERS

HILLARYS

Carpets | Blinds | Curtains | Shutters

You'll love what we do



up to **50% off***

TO BOOK AN APPOINTMENT WITH YOUR LOCAL ADVISOR
CALL 0800 587 6493 OR VISIT HILLARYS.CO.UK

*T's & C's apply.

WINDOWS

Replacement aluminium windows
for period and new homes

See us at:
GRAND DESIGNS LIVE
LONDON
EXCEL • 30 April - 8 May
STAND B310



The Conservation Range

- Single or dual RAL colours
- A rated* energy efficiency
- Fit into timber or direct to stone
- UK manufactured

THE HERITAGE
WINDOW COMPANY

For expert advice call 0800 731 4294
www.thwc.co.uk

Showrooms at: Sevenoaks Dorking Beaconsfield Loughton



*An "A" rated product or certain "U" value is subject to DGU performance and type of specialist sealant or glass and gas used.

HOME IMPROVEMENTS

Call us
01296 481220



Learn more
osmouk.com

NATURAL WOOD

INVISIBLY

STAYS LIGHT



POLYX®-OIL RAW: Retains the wood's natural light colour

✓ MICROPOROUS | ✓ NATURAL | ✓ OIL-WAX BASED | ✓ DURABLE | ✓ HIGH COVERAGE

NEW Treatex Classic Colour Collection

High quality opaque wood finishes available in
14 colours, suitable for interior or exterior use



Treatex project No1

treatex
Naturally superior wood finishes

Tel: 01844 260416
treatex.co.uk

Find us on



SUMMER OUTDOORS



"UK's first purpose built
sunken trampoline kit"

Use the code *idhtake10*
to get a 10% discount

Capitalplay

www.capitalplay.co.uk

01276 855 600

آموزشگاه انعکاس منبع جدیدترین اطلاعات، مقالات و دوره‌های آموزشی دکوراسیون داخلی

Enekas.Academy

Enekas.Academy

BATHROOMS

Better
bathrooms.com



Freestanding Baths
From ONLY
£194

Award Winning
Company

**DID YOU
KNOW...**

We have the **LARGEST** Bathroom Showrooms in the UK? **Over 3,000** products are available to view in store!

- ✓ Price Promise Guarantee
- ✓ Finance Options Available
- ✓ Open 7 Days a Week
- ✓ Up to 25 Year Guarantee
- ✓ Showrooms Nationwide
- ✓ Open Until 10pm Weekdays



Order Your **FREE** Catalogue

Visit us online at...
www.betterbathrooms.com

Or call us on...
0330 008 0850

RADIATOR COVERS

Beautifully

HANDCRAFTED RADIATOR CABINETS



Beautiful, bespoke radiator cabinets and bookcases in contemporary, traditional and classic styles. Superbly manufactured and expertly fitted, every item in our collection is an individual piece of high quality furniture, designed specifically for you.



To Request Your Free Brochure
or Design Visit
Freephone 0800 988 6009
www.kingstoncabinets.com

KINGSTON CABINETS



What makes an Albion bath unique?

Our exclusive bath material creates a difference you can feel...

Request your brochure on: 01255 831605
or go to: www.albionbathco.com

ALBION

Handmade bathrooms directly from our factory

آموزشگاه انعکاس منبع جدیدترین اطلاعات، مقالات و دوره‌های آموزشی دکوراسیون داخلی

 Enekas.Academy

 Enekas.Academy



GARDENS

Living It Up 

www.livingitup.co.uk | 0116 269 5960



BARCELONA MODULAR SOFA - £599

FLOOR COVERINGS

FLOORS of STONE



01509 234000 - www.floorsofstone.com
Cotes Mill, Nottingham Road, Loughborough, LE12 5TL

HOME ACCESSORIES

Love Ur House



amazon.co.uk



Lovely Stuff
for your
Home & Garden
at Great Prices
and Happy
Shopping



www.loveurhouse.co.uk Tel: 07967 815472



FABRICS & DECORATION

FabricWorld

For the ultimate fabric design solution

Curtain & Blind Specialists Full Interior Design Service
Vast Selection of Designer Fabrics in Stock

www.fabricworldlondon.co.uk

Epsom 01372 723640 Open Mon-Sat Croydon 020 8688 6282
15 West St. Epsom KT18 7RL 10am to 5pm 6/10 Brighton Road, CR2 6AA

mad about quality?
mad about service?
mad about prices?



madaboutfabrics.com

Designer Fabrics

Very best prices for the top names in fabrics and wallcoverings.

(01270) 610032

HEATING/RADIATORS



agadon
heat & design

Unique wall-mounted low energy IR picture radiators

- Any picture can be printed
- From just £351.99

Call 0845 450 5160 www.agadon.co.uk

PAINTS

Chrissie

I've found my perfect white, now you can too
Chrissie White, Co-Founder of The White Paint Company

- 180 WHITES -
for Your perfect white

thewhitepaintcompany.com

KITCHENS



WOODEN KITCHENS - HANDMADE FOR YOU

QUOTE AND BUY ONLINE AT TRADE PRICES
01604 821003 OR WWW.THEWHITEKITCHENCOMPANY.COM

VERANDAS



ENJOY YOUR GARDEN ALL YEAR ROUND WITH A GLASS VERANDA FROM

eden VERANDAS

SALE UP TO 20% OFF*

CALL US TODAY FOR A FREE BROCHURE AND NO OBLIGATION QUOTATION

0800 107 2727

QUOTING IH29/03

edenverandas.co.uk

- Wide range of bespoke designs available
- Huge choice of frame colours & weatherproof finishes
- Manufactured in all shapes & sizes to suit your home
- Our glass verandas can be converted into an open glass room at any time
- Optional energy efficient heating & lighting
- Professionally installed by skilled craftsmen
- **10 year guarantee**

*Correct at time of printing, please see website for latest offers. Terms & conditions apply.

SALE NOW ON!
SEE OUR EXTENSIVE RANGE ONLINE

"Nationwide Verandas are designed to provide a stylish and practical area to enjoy outdoor living whatever the weather."



UP TO 40% OFF

Classic Verandas

BUY NOW, PAY LATER*

*Credit is subject to application and status. Written details on request. 0% APR for 12 months then 17.9% APR representative. Fees may apply.

For a FREE brochure or no obligation design consultation

Call us today on

0800 084 5109

or visit us online at www.nationwideld.co.uk

NATIONWIDE HOME INNOVATIONS

TABLEWARE

Wipe Easy Tablecloths

Keep your home beautiful with our stylish range of wipeable tablecloths.



Huge choice of patterns custom cut to size

Free Samples

To order your free samples, visit our website
www.wipeeasytablecloths.com

01606 833 886

STAIRCASES

Transform your staircase in as little as 48 hours

We make it easier than ever to create a new or renovate your existing staircase. Give it a complete design makeover – **in as little as 48 hours**. Make a statement in your home. Call now for a free design appointment. **Hurry!** Sale on for a limited period only.

- ▶ Contemporary and classic styles
- ▶ Wood, metal, glass and lighting options
- ▶ No structural work needed
- ▶ Bespoke New and renovated staircases
- ▶ 10 year guarantee

f James Grace Staircases @JGStaircases

Call **0800 612 8471**

www.jamesgrace.co.uk/idealhome

JAMES GRACE
Taking staircases to another level

**SAVE
£1000
OFF***
YOUR ORDER

*Applies to a £5,000 + VAT order. Minimum order value £2,000 + VAT. Offer valid until 30th April 2016. Full T&C's on website.



DOOR & WINDOW FURNITURE

Abbott-Wade Ltd
QUALITY ASSURED JOINERY

The staircase specialists since 1996

Transform your staircase in as little as one day

- Contemporary and classic styles
- Timber, glass and wrought iron
- Pre-finished products
- Refurbishments or new flights
- Free, no-obligation design service
- Nationwide service
- 5 year guarantee as standard
- Flexible payment terms available

Follow Abbott Wade
@StairRenovation



Tel: 01744 634 442
www.abbottwade.co.uk

**BEAUTIFUL
BRITISH
IRONWORK...**

...for a beautiful British home.

We have been crafting our extensive range of door and window furniture for over 160 years – making us the only genuine manufacturer of handmade ironwork in Britain today.

kirkpatrick.co.uk

Kirkpatrick.

MADE IN BRITAIN

EST. 1855
TRADITIONAL IRONWORK
HANDMADE TO LAST

آموزشگاه انعکاس منبع جدیدترین اطلاعات، مقالات و دوره‌های آموزشی دکوراسیون داخلی

Enekas.Academy

Enekas.Academy

Shopping directory

Go to
housetohome.
co.uk/directory
The only interior
decoration directory
you'll need

☒ = mail order available

A **Acer** 0371 760 1005; acer.com ☒
Aga 0845 712 5207; agaliving.com ☒
AJB Group 01536 267139; ajb-group.co.uk ☒
Alexander & Pearl 020 8508 0411; alexanderandpearl.co.uk ☒
Amara 0800 587 7645; amara.com ☒
Amazon.co.uk amazon.co.uk ☒
Anglepoise 023 9222 4450; anglepoise.com ☒
Apple 0800 048 0408; apple.com/uk ☒
Argos 0345 640 3030; argos.co.uk ☒
Ario & Jacob 0333 122 1537; arioandjacob.com ☒
Art.co.uk 020 8435 6556; art.co.uk ☒
A Rum Fellow 020 8245 6779; arumfellow.com ☒
Ascot Hats 4U ascotshats4u.co.uk ☒
Ashley Wilde 01707 635201; ashleywildegroupp.com ☒
Astonish 01274 767440; astonishcleaners.com ☒
Aston Matthews 020 7226 7220; astonmatthews.co.uk ☒
Authentics 020 3633 0561; authentics.co.uk ☒

B&Q 0333 014 3098; diy.com ☒
Barker & Stonehouse 0333 355 9046; barkerandstonehouse.co.uk ☒
Bathroom Cash & Carry 020 8206 9955; bathroomcashandcarry.co.uk ☒
Bathstore 0800 023 2323; bathstore.com ☒
Bedeck 0845 603 0861; bedeckhome.com ☒
BHS 0344 411 6000; bhs.co.uk ☒
BHS Furniture 0844 411 6000; bhsfurniture.co.uk ☒
Blendworth 023 9259 4911; blendworth.co.uk ☒
Block Design 01503 230003; blockdesign.co.uk ☒
Bluebellgray 0141 221 0724; bluebellgray.co.uk ☒
Boeme 01483 217716; boeme.co.uk ☒
Bold & Noble 01462 339011; boldandnoble.com ☒
Boråstapeter borastapeter.com ☒
Brewers 0845 504 5040; brewers.co.uk ☒
Broadleaf 01269 851910; broadleaftimber.com ☒
Brockway 01562 828200; brockway.co.uk ☒
Burlington 01293 586367; burlingtonbathrooms.com ☒

Calm Gallery (The) 01223 269749; thecalmgallery.com ☒
Canon 01737 220000; canon.co.uk ☒
Caroline Gardner 020 3010 1995; carolinegardner.com ☒
Carpetright 0845 604 5619; carpetright.co.uk ☒
Catita Illustrations catitailustrations.com ☒
Ceramica Blue 020 7727 0288; ceramicablue.co.uk ☒
Charlie Kingham 020 7935 2255; charliekingham.co.uk ☒
Chippendale 01405 743333; chippendalekitchens.co.uk ☒
Christy 0845 758 5252; christy-towels.com ☒
Clare Loves 01494 874101; clareloves.co.uk ☒
Clarke & Clarke 01706 242010; clarke-clark.com ☒
Cias Ohlson 020 8247 9300; ciasohlson.com/uk ☒
Clippings.com 020 7060 7422; clippings.com ☒
Cole & Son 020 7376 4628; cole-and-son.com ☒
Conran Shop (The) 0844 848 4000; conranshop.co.uk ☒
Contemporary Home (The) 0845 130 8229; tch.net ☒

Cork Flooring Company (The) 0845 652 8825; corkfloor.co.uk ☒
Cormar Carpets 01204 881234; cormarcarpets.co.uk ☒
Cox & Cox 0844 858 0744; coxandcox.co.uk ☒
Crosswater 0845 873 8840; crosswater.co.uk ☒
Cult Furniture 020 8185 6960; cultfurniture.com ☒

Dawanda en.dawanda.com ☒
Debenhams 0344 561 6161; debenhams.com ☒
Decorator's Notebook 0845 474 1747; decoratorsnotebook.co.uk ☒
Demosaica 00 34 954 212 124; demosaica.co.uk ☒
Denby 01773 740899; denby.co.uk ☒
Design 55 01422 375940; design55online.co.uk ☒
Designerpaint 01323 430886; designerpaint.com ☒
Designers Guild 020 3301 5826; designersguild.com ☒
Design Vintage 01273 558675; designvintage.co.uk ☒

DFS 0808 159 5604; dfs.co.uk ☒
Dotcomgift shop 020 8746 2473; dotcomgiftshop.com ☒
Dunelm 0345 165 6565; dunelm-mill.com ☒
Duravit 0845 500 7787; duravit.co.uk ☒
Dwell 0845 675 9090; dwell.co.uk ☒
Earthborn 01928 734171; earthbornpaints.co.uk ☒
Eclect Design 020 8299 0261; eclectdesign.com ☒
EE 0800 956 6000; ee.co.uk ☒
Emma Bridgewater 0844 243 9266; emmabridgewater.com ☒
England at Home 01273 205544; englandathome.co.uk ☒
Ercol 01844 271800; ercol.com ☒
Etsy etsy.com ☒
European Heritage 020 7381 6063; europeanheritage.co.uk ☒
Eurotiles & Bathrooms 020 3322 6076; eurotilesandbathrooms.com ☒

Farrow & Ball 01202 876141; farrow-ball.com ☒
Feather & Black 01243 380600; featherandblack.com ☒
Fired Earth 0113 243 0748; fireearth.com ☒
Fountain Bathrooms & Kitchens 01663 746086; fountaindirect.co.uk ☒
Frame Company 0800 169 4144; frame-company.co.uk ☒
French Connection 0333 400 3285; frenchconnection.com ☒
Fujifilm 0844 553 2322; fujifilm.co.uk ☒
Furnish.co.uk furnish.co.uk ☒
Furniture Village 0800 804 8879; furniturevillage.co.uk ☒

GH Garden Trading 0845 608 4448; gardentrading.co.uk ☒
George Home 0800 952 3003; george.com ☒
Graham & Brown 0800 328 8452; grahambrown.com ☒
Graham and Green 020 8987 3700; grahamandgreen.co.uk ☒
Habitat 0344 499 4686; habitat.co.uk ☒
H&M 0344 736 9000; hm.com ☒
Handmade Rug Company (The) 01751 417136; thehandmade rugcompany.com ☒

Harlequin 0845 123 6805; harlequin.uk.com ☒
Harley & Lola 0800 033 7263; harleyandlola.co.uk ☒
Heal's 020 7896 7451; heals.com ☒
Hedgehog 020 8964 9331; hedgehogshop.co.uk ☒
Hobbycraft 0330 026 1400; hobbycraft.co.uk ☒
Holding Company (The) 020 8445 2888; theholdingcompany.co.uk ☒
Holly's House 020 7736 2222; hollys-house.com ☒
Homebase 0345 077 8888; homebase.co.uk ☒
HomeSense 01923 473561; homesense.com ☒
House of Fraser 0345 602 1073; houseoffraser.co.uk ☒
Howdens Joinery howdens.com ☒
Howkapow 0117 373 1900; howkapow.com ☒
HP 0845 605 6013; hp.com/uk ☒
Hubble Kitchens 01243 533727; hubblekitchens.co.uk ☒
Hus & Hem 01531 631044; husandhem.co.uk ☒

Ian Mankin 020 7722 0997; ianmankin.co.uk ☒
Idyll Home 01270 812717; idyllhome.co.uk ☒
Ikea 020 3645 0000; ikea.com/gb ☒
Indesit 0800 092 1922; indesit.co.uk ☒
Iqrup + Ritz 020 8144 6801; iqrupandritz.co.uk ☒
Jali 01227 833333; jali.co.uk ☒
Jim Lawrence 01473 826685; jim-lawrence.co.uk ☒
John Lewis 0345 604 9049; johnlewis.com ☒
Johnstone's 01924 354600; johnstonespaints.com ☒
J Shiner & Sons 01323 891000; j-shiner.co.uk ☒
Jugs Furniture 01273 719899; jugsfurniture.co.uk ☒

Kärcher 01295 752200; karcher.de/uk ☒
Katie Leamon 07539 050330; katieleamon.com ☒
Kelaty 020 8207 0208; kelaty.com ☒
Kersaint Cobb & Company 01675 430430; kersaintcobb.co.uk ☒
King & McGaw 01273 511942; kingandmcgaw.com ☒
Labour and Wait 020 7729 6253; labourandwait.co.uk ☒

Lakeland 01539 488100; lakeland.co.uk ☒
Laura Ashley 0333 202 1196; lauraashley.com ☒
Lexington 00 46 854 555 800; lexingtoncompany.com ☒
LG 0344 847 5454; lg.com/uk ☒
Liberty 020 7734 1234; liberty.co.uk ☒
Lighting Company (The) 01643 707505; lightingcompany.co.uk ☒
LinenMe 020 8133 3853; linenme.com ☒
Lisa Angel 0800 193 5472; lisaangel.co.uk ☒
Little Greene 0845 880 5855; littlegreene.com ☒
Loaf 0845 468 0697; loaf.com ☒
Lo and Behold Store loandbeholdstore.com ☒
Logitech 020 3024 8159; logitech.com ☒
Lombok 020 7736 5171; lombok.co.uk ☒
LSA International lsa-international.com ☒
L:Touch by Fashion in Copenhagen 00 45 3961 0833; l-store.dk ☒
Luma Direct 020 8748 2264; lumadirect.com ☒

Made.com 0344 257 1888; made.com ☒
Made in Design 020 7692 4001; madeindesign.co.uk ☒
Maisons du Monde 0808 234 2172; maisonsdumonde.com ☒
Marflow 0121 358 1555; marflow.co.uk ☒
Marimekko marimekko.com ☒
Market Porter 020 3713 8413; marketporter.com ☒
Marks & Spencer 0333 014 8000; marksandspencer.com ☒
Markus Schmid Kitchens 020 3397 8787; schmidkitchens.co.uk ☒
Matalan 0333 004 4444; matalan.co.uk ☒
MiaFleur 0116 298 6393; miafleur.com ☒
Miele 0845 365 6600; miele.co.uk ☒
Minton Young 01273 915588; mintonyoung.com ☒
Modern 0344 482 7660; modern.co.uk ☒
Morris & Co 0844 543 9500; william-morris.co.uk ☒
Mosafil 00 49 797 508 920; mosafil.co.uk ☒
Multyork 0845 303 7134; multyork.co.uk ☒

SUBSCRIPTIONS All prices are for 12 issues and include p&p. Delivery times for overseas services are shown in brackets. UK: £49.00. USA/Canada (direct entry, five to 12 days): \$141.80. Europe (priority, three to five days): €155.80. North America (priority, five to seven days): \$155.80. Rest of the world (priority, five to seven days): £113.70. Credit card hotline: 0330 333 4555. Make cheques payable to Time Inc. (UK) Ltd. Enquiries and overseas: Time Inc. (UK) Ltd, Subscriptions PO Box 272, Haywards Heath, West Sussex RH16 3FS, UK (please use correct postage); phone: +44 (0)844 848 0848; fax: +44 (0)845 675 9101; email: magazinesdirect@quadrantsubs.com. Airfreight and mailing in the USA by Air Business Ltd, c/o Worldnet Shipping Inc, 156 15 146th Avenue, 2nd floor, Jamaica, NY 11434, USA. Periodicals postage paid at Jamaica NY 11431. US Postmaster: send address changes to Ideal Home, Air Business Ltd, c/o Worldnet Shipping Inc, 156 15 146th Avenue, 2nd floor, Jamaica, NY 11434, USA. Subscriptions records are maintained at Time Inc. (UK) Ltd, Blue Fin Building, 110 Southwark Street, London SE1 0SU, England. Air Business Ltd is acting as our mailing agent.

Time Inc. abc Ideal Home 0019 1361 is published monthly by Time Inc. (UK) Ltd, Blue Fin Building, 110 Southwark Street, London SE1 0SU, England. Distributed by MarketForce (UK) Ltd, 5 Churchill Place, London E14 (020 3787 9001). Time Inc. (UK) Ltd regrets that it cannot be liable for the safe custody or return of any unsolicited material. By submitting any material to Time Inc. (UK) Ltd, you consent to Time Inc. (UK) Ltd and/or its associated companies reusing the submitted material in any format or medium throughout the world in perpetuity. Time Inc. (UK) Ltd reserves the right to shorten or modify any submitted material at its own discretion. The contents of the magazine are fully protected by copyright and nothing may be reprinted without permission. Printed by Polestar Sheffield and Polestar Bicester. Repro by Rhapsody Media. Cover printed by Polestar Chantry. Ideal Home is sold subject to these conditions: that it shall not, without the written consent of the publishers first given, be lent, resold, hired out or otherwise disposed of by way of trade at more than the recommended selling price on the cover, selling price in EU and Eire subject to VAT, and that it shall not be lent, re-sold, hired out or disposed of in a mutilated condition or in any unauthorised cover by way of trade or annexed to or as part of any publication or advertising, literary or pictorial matter whatsoever. All information and prices correct at time of going to press. While we try to answer any enquiries, we cannot guarantee a response.

آموزشگاه انعکاس منبع جدیدترین اطلاعات، مقالات و دوره‌های آموزشی دکوراسیون داخلی

Enekas.Academy

Enekas.Academy

N Nationwide
bathrooms.com
0845 095 5000;
nationwide-bathrooms.
co.uk **Natural Wood Floor
Company (The)** 020 8871
9771; naturalwoodfloor.co.uk
Neptune 01793 427427;
neptune.com **Next** 0333
777 8000; next.co.uk **Nikon**
0330 123 0932; nikon.
co.uk **Nordic House** 01872
223220; nordichouse.co.uk
Notonthehighstreet.com
0345 259 1359; notonthe
highstreet.com **Nubie**
01825 724160; nubie.co.uk

O Object Style
objectstyle.co.uk
Ocado 0845 399
1122; ocado.com **Oldsoul
Furniture** 020 8960 9197;
oldsoulfurniture.co.uk **Olive
& The Fox** 01892 614197;
oliveandthefox.co.uk **Oliver
Bonas** 020 8974
0110; oliverbonas.com **Olli
Ella** 020 7713 8668;
olliella.com **Omega** 01405
743333; omegapl.co.uk
One Must Dash 07919
861967; onemustdash.com
OnPoint 01823 414436;
onpointuk.com **Original
Organics** 01884 841515;
originalorganics.co.uk **Out
There Interiors** 020 8099
7443; outthereinteriors.com **Oxo**
0114 290 1455; oxo.com

P Paint by Conran
0845 094 9030;
paintbyconran.
com **Paperchase** 020
7467 6200; paperchase.
co.uk **Plantabox** 01392
829977; plantabox.com **Plantronics**
0800 410014;
plantronics.com/uk **Posh
Flooring** 0333 002 1062;
poshflooring.co.uk **Present
Finder (The)** 0844 482 1450;
thepresentfinder.co.uk **Primrose
& Plum** 01428
643040; primroseandplum.
co.uk **Puji** 020 8886
3000; puji.com **Pygmy
Cloud** pygmycloud.com

QR Quick-Step
00 32 5667
5211; quick-step
.co.uk **Rastall & Daughters**
07967 344057; rastalland
daughters.com **Reiko**
Kaneko 01782 311668;
reikokaneko.co.uk **Retrouvius**
020 8960 6060;

retrouvius.com **Riverford
Organic Farms** 01803
227227; riverford.co.uk
Roca 01530 830080;
roca-uk.com **Rockett**
St George 01444 253391;
rockettstgeorge.co.uk **Romo**
01623 756699; romo.
com **Rowen & Wren** 01932
847538; rowenandwren.
co.uk **Ruark Audio** 01702
601410; ruarkaudio.com **Rug
Company (The)**
020 7229 5148; therug
company.info **Rume**
01273 777810; rume.co.uk **Sainsbury's**
0800
636262; sainsburys.
co.uk **Samsung** 0330
726 7864; samsung.com/uk **Sandberg**
00 46 321 531660;
sandbergab.se **Sanderson**
0844 543 9500; sanderson-
uk.com **Scandinavian Design
Center** 00 46 480 449920;
scandinaviandesigncenter.
com **Scandinavian
Shop (The)** 01436 673623;
scandinavianshop.co.uk **Scaramanga**
0845 259 1158;
scaramangashop.co.uk **Scion**
0845 123 6805; scion.
uk.com **Screwfix** 0500
414141; screwfix.com **Seagate**
seagate.com/gb/en **Seat-pads.co.uk**
01268
793336; seat-pads.co.uk **Second Nature**
01325
505539; sncollection.co.uk **Secret Linen**
01243 606239;
secretlinenstore.com **Sky**
0844 241 1653; sky.com **Smallable**
020 3445 0146;
en.smallable.com **Sofa.
com** 0345 400 2222; sofa.
com **Sony** 020 7365 2413;
sony.co.uk **Steel Window
Service** 020 7272 2294;
steelwindows.co.uk **Stonebutterfly**
0116 289
9663; stonebutterfly.co.uk **Studio
Esinam** studiosesainam.
com **Swedish Fabric
Company (The)** 01235
848192; theswedish
fabriccompany.com **Symphony**
0870 120 8000;
symphony-group.co.uk

T Tesco 0800
323 4040;
tesco.com **Tesco Direct**
0800 323
4050; tesco.com/direct **TheDoSouthShop**
020 8771
0500; dosouthshop.com **Thibaut**
00 1973 643 1118;

U Waitrose
0800 188884;
waitrose.com **Wallpaperdirect**
01323
430886; wallpaperdirect.com **Walls
& Floors** 01536
314730; wallsandfloors.co.uk **Wayfair**
0800 169 0423;
wayfair.co.uk **Wayney
Edge Wood** wayneyedge.
co.uk **West Elm** 0800 404
9780; westelm.co.uk **Whirlpool**
0844 815 8989;
whirlpool.co.uk **White
Company (The)** 020 3758
9222; thewhitecompany.com **White
Rabbit England**
01625 419622; whiterabbit
england.com **Wild & Wolf**
01225 461049; wildandwolf.
com **Wilko** 0800 032
9329; wilko.com **Willow
& Hall** 0845 468 0577;
willowandhall.co.uk **Wood
and Beyond** 020 8209 2662;
woodandbeyond.com **Wooden-sledges.org.uk**
0845 519 7293; wooden-
sledges.org.uk **Woven** 020
7193 0505; woven.co.uk **Wren
Kitchens** 0345 127
7008; wrenkitchens.com

thibautdesign.com **Toast**
0333 400 5200; toa.st **Tom
Howley** 0161 848 1200;
tomhowley.co.uk **Topps Tiles**
0800 023 4703; toppstiles.
co.uk **Tori Murphy** 07958
688519; torimurphy.com
UKBathrooms 01765
694720; ukbathrooms.com **Urban
Outfitters** 0845 330
1288; urbanoutfitters.co.uk
Utility Retail 0151 708
4192; utilitydesign.co.uk **Valspar**
valsparpaint.
co.uk **Very** 0844 822
2321; very.co.uk

V Victorian Bathrooms 4U
0113 390 7512; victorian
bathrooms4u.com **Victorian
Plumbing** 0800
862 0878; victorianplumbing.
co.uk **Victoriaplum**
0344 804 4848; victoriaplum.
com **Villa Nova** 01623
756699; villanova.co.uk **Vincent
& Barn** 0118 328
7088; vincentandbarn.co.uk **Vintage
Roots** 0800 980
4992; vintageroots.co.uk **Voga**
020 3176 2802; voga.
com **Vonage** 0800 008
6000; vonage.co.uk **Voyage
Maison** 0141 641 1700;
voyagemaison.co.uk

W Waitrose
0800 188884;
waitrose.com **Wallpaperdirect**
01323
430886; wallpaperdirect.com **Walls
& Floors** 01536
314730; wallsandfloors.co.uk **Wayfair**
0800 169 0423;
wayfair.co.uk **Wayney
Edge Wood** wayneyedge.
co.uk **West Elm** 0800 404
9780; westelm.co.uk **Whirlpool**
0844 815 8989;
whirlpool.co.uk **White
Company (The)** 020 3758
9222; thewhitecompany.com **White
Rabbit England**
01625 419622; whiterabbit
england.com **Wild & Wolf**
01225 461049; wildandwolf.
com **Wilko** 0800 032
9329; wilko.com **Willow
& Hall** 0845 468 0577;
willowandhall.co.uk **Wood
and Beyond** 020 8209 2662;
woodandbeyond.com **Wooden-sledges.org.uk**
0845 519 7293; wooden-
sledges.org.uk **Woven** 020
7193 0505; woven.co.uk **Wren
Kitchens** 0345 127
7008; wrenkitchens.com

Ideal Home

Blue Fin Building, 110 Southwark Street, London SE1 0SU
Tel 020 3148 7357 Fax 020 3148 8121
Email ideal_home@timeinc.com

EDITORIAL

EDITOR **Vanessa Richmond** 020 3148 7335
MANAGING EDITOR **Fiona Surfleet** 020 3148 7358
ASSOCIATE EDITOR **Ginevra Benedetti** 020 3148 7347
DECORATING EDITOR **Nicky Phillips** 020 3148 7346
STYLE EDITOR **Michela Colling** 020 3148 7355
ACTING STYLE AND DECORATING ASSISTANT
Holly Catford 020 3148 7353
HOUSES EDITOR **Ruth Corbett** 020 3148 7330
SHOPPING EDITOR **Lisa Fazzani** 020 3148 7348
KITCHEN AND BATHROOM PROJECTS EDITOR
Lucy Searle ihkitchensbathrooms@outlook.com
COMMISSIONING EDITOR **Jill Morgan** jillmorg72@gmail.com
TECHNOLOGY EDITOR **Amy Cutmore** 020 3148 7359
CREATIVE DIRECTOR **Georgia Hibberdine** 020 3148 7342
DEPUTY ART DIRECTOR **Emma Jackson** 020 3148 7338
SENIOR DESIGNER **Hannah Hawkins** 020 3148 7343
CHIEF SUB EDITOR/PRODUCTION EDITOR
Tara Elarte 020 3148 7334
DEPUTY CHIEF SUB EDITOR/PRODUCTION EDITOR
Sophie Payne 020 3148 7328
SUB EDITOR **Sophie Thrower** 020 3148 7327

HOUSETOHOME NETWORK

NETWORK DIRECTOR **Isobel McKenzie-Price** 020 3148 7357
WEB AND DEVELOPMENT EDITOR **Stephanie Hendries** 020 3148 7885
CONTENT EDITOR **Julie Butterworth** 020 3148 7888
SEO/EDITORIAL ASSISTANT **Caroline Keenan** 020 3148 7889
DIGITAL MARKETING MANAGER **Nikki Binks** 020 3148 6237

ADVERTISING

COMMERCIAL DIRECTOR **Joanne O'Hara** 020 3148 7642
PA TO COMMERCIAL DIRECTOR **Lucienne Watson** 020 3148 7641
ADVERTISEMANAGEMENT **Sharon Goode** 020 3148 7631
INTERNATIONAL/LUXURY ACCOUNT MANAGER
Carol Bunce 020 3148 7620
LONDON SALES MANAGER **Ruth Roscorla** 020 3148 7639
HEAD OF AGENCY SALES **Lindsay Dean** 020 3148 3668
CLASSIFIED SALES MANAGER **Emma Van Der Veen** 020 3148 7316
INSERTS **Canopy Media Sales and Management** 0845 544 1857
REGIONAL TRADING DIRECTOR **Russell Matthews** 0161 601 3730

MARKETING

HEAD OF MARKETING **Yasmin Christofi** 020 3148 7683
ACTING HEAD OF MARKETING **Amélie Sri Kumar** 020 3148 7683

OFFERS

ENQUIRIES 020 3148 6340

SUBSCRIPTIONS AND BACK ISSUES

SUBSCRIPTIONS MARKETING MANAGER

Diane Hornby 020 3148 6295

CREDIT CARD HOTLINE 0330 333 4555

For full details, turn to page 8

For back issues, contact John Denton Services at Unit 6,
Viking Trade Park, Newark Road, Peterborough, PE1 5GE;
tel: 01733 688964 (24-hour service); website: mags-uk.com.
You can order issues from as far back as 2003, subject to availability.

PRODUCTION

EDITORIAL PRODUCTION MANAGER **Nicola Tillman** 020 3148 7891
ART PRODUCTION DESIGNER **Phil Dunk** 020 3148 7893
SENIOR DESIGNER **Stephanie Allingham** 020 3148 7185
SENIOR DESIGNER **Christina McQuillan** 020 3148 7448
ADVERTISEMENT COPY AND MAKE UP **Nigel King** 020 3148 5447
PRODUCTION MANAGER **Alan Taylor** 020 3148 5441
PRODUCTION OPERATIONS DIRECTOR **Richard Hill** 020 3148 5424
SYNDICATION **Efi Mandrides** 020 3148 5485
INTERNATIONAL EDITIONS **Bianca Hamilton-Foster** 020 3148 5490
PRESS OFFICE 020 3148 7682

PUBLISHING

PUBLISHING DIRECTOR **Sandy Gale** 020 3148 6201
ASSISTANT TO PUBLISHING DIRECTOR **Vera Purbrick** 020 3148 7311
PUBLISHER **Belinda Cooper** 020 3148 7666
PUBLISHER, HOUSETOHOME.CO.UK **Sarah Rafati** 020 3148 7672
HEAD OF CLIENT PARTNERSHIPS **Alex Russell** 020 3148 7570
GROUP MANAGING DIRECTOR, LIFESTYLE **Fiona Dent**
PA TO MANAGING DIRECTOR, LIFESTYLE
Donna McConnell 020 3148 5651

EDITORIAL COMPLAINTS We work very hard to achieve the highest standards of editorial content, and we are committed to complying with the Editors' Code of Practice (ipso.co.uk/IPSO/cop.html) as enforced by IPSO. If you have a complaint about our editorial content, you can email us at complaints@timeinc.com or write to Complaints Manager, Time Inc. (UK) Ltd Legal Department, Blue Fin Building, 110 Southwark Street, London SE1 0SU. Please provide details of the material you are complaining about and explain your complaint by reference to the Editors' Code. We will endeavour to acknowledge your complaint within five working days and we aim to correct substantial errors as soon as possible.

BE CANDLE SAFE Enjoy the special touch that candles add to your home, but take care to use them safely:
Always place lit candles well away from foliage, furniture, curtains and soft furnishings, and always out of draughts ■ Keep candles out of reach of children and pets
■ Never leave a burning candle unattended ■ Keep candles away from hair and clothing ■ Always place candles upright in suitable holders that can't easily fall over ■ Always be sure that candles are properly extinguished



5 FREE GREENS TO FORAGE FOR

Get outdoors and harvest some free, super-fresh food from nature's larder

Enjoy a day out walking and foraging for something delicious to cook, just keep in mind the basic rules: know what you're looking for, wash everything well (especially if you forage on popular dog-walking routes) and never eat anything unless you're 100% confident it's safe. Don't pick leaves if there aren't many left – always leave some behind – and avoid foraging close to roads, on industrial sites or on farmland, where pesticides or pollutants might be in the soil.

1 NETTLES

You'll find stinging nettles almost anywhere that's been left to grow wild. Only pick the tips and discard woody stems. Wear rubber gloves, tucking your sleeves into them, to avoid being stung, and don't go bare legged! Once they've flowered, nettles don't taste as fresh. Their earthy, spinachy flavour is great whizzed into soup with onion, stock and potatoes, served with crème fraîche, or steep them in boiling water for a healthy tea – nettles have more vitamins (especially C) and iron than spinach and broccoli.

GROW YOUR OWN Nettle Common (*Urtica dioica*), £1.45 for 6,000 seeds, Nicky's Nursery (01843 600972; nickys-nursery.co.uk)



2 WOOD SORREL

With delicate white flowers and shamrock-style leaves, wood sorrel is found at the base of trees and on shady banks. The

trio of heart-shaped leaves on each stem taste lemony. Stems, leaves and flowers can all be washed and eaten like watercress. Chop them and add to guacamole for a refreshing tang or steam them and eat with fish. Wood sorrel also makes a refreshing tea – steep in boiling water, then strain before drinking.

GROW YOUR OWN Wood Sorrel (*Oxalis acetosella*), £8.50 for

20 plugs, Shipton Bulbs (01994 240637; shiptonbulbs.co.uk)



3 BURDOCK

This plant grows in large clumps. The heart-shaped leaves are bitter, so pull them off and gather the leaf stems instead. They taste a bit like asparagus and are packed with vitamins and minerals. Make a creamy burdock gratin as a side dish. If there's plenty growing, dig up a few roots and cook them, peeled, as you would parsnips or carrots.

GROW YOUR OWN Burdock (*Arctium lappa*), £3.25 for 50 seeds, Victoriana Nursery (01233 740529; victoriananursery.co.uk)



4 WILD GARLIC

In spring, woods are often carpeted with this pungent plant from the allium (onion) family. Pick the leaves, but don't uproot the bulbs or there won't be a crop next year. The leaves taste like a cross between leeks and spring onions, and shrink when cooked, so pick lots of them. Use them to make pesto or serve them steamed and seasoned as a side dish. Wild garlic looks rather similar to lily of the valley, which is poisonous. To check you have the right plant, crush a leaf – if it smells garlicky, you've got the right plant. Don't pick it in June after flowering, as the leaves will taste bitter.

GROW YOUR OWN Wild Garlic (*Allium ursinum*), £8 for 10 bulbs, Wildflower Shop (07590 895590; wildflowershop.co.uk)



FEATURE ELLIE TENNANT PHOTOGAPHS GAP PHOTOS/ FIONA LEA/GARY SMITH/BBC MAGAZINES LTD

5 DANDELION LEAVES

You'll probably find these in your lawn. Pick the leaves before the plant flowers, as they're less bitter when young. Strip leaves from the stems and use immediately after picking as they wilt quickly. They're deliciously peppery – a bit like rocket – so just wash and toss into a salad,

chop and stir into potato salad, or whizz them into a smoothie for a hit of vitamins. The flowers are edible, too – add a handful of petals to a risotto or use them to make wine.

GROW YOUR OWN Dandelion (*Taraxacum officinale*), £1.50 for 1,300 seeds, Emorsgate Seeds (01553 829028; wildseed.co.uk)



SOMEWHERE THAT TAKES CARE OF EVERYTHING

Whether you hoard hundreds of books or gather works of art from around the globe, we all at some time crave extra space.

For 30 years Neville Johnson have been using the finest materials and craftsmanship to create bespoke furniture with longevity and style, so you can sit back and relax, in the comfort of your own home.



Free 100 page brochure
Buy now pay in 12 months*
British design & craftsmanship
Nationwide design service
10 year guarantee

Call 0161 873 8333 or visit nevillejohnson.co.uk
for our latest brochure. CODE IHB04

NEVILLE JOHNSON
HANDCRAFTED BESPOKE FURNITURE

*Buy now pay in 12 months finance offer is available on orders over £3,000 + VAT. Finance is subject to status, terms apply. 9.9% APR Representative.

آموزشگاه انعکاس منبع جدیدترین اطلاعات، مقالات و دوره‌های آموزشی دکوراسیون داخلی

 Enekas.Academy

 Enekas.Academy



FARROW & BALL

CRAFTSMEN IN PAINT AND PAPER



INTRODUCING OUR 9 NEW COLOURS - DISCOVER YOUR FAVOURITE
IN SHOWROOMS, STOCKISTS AND ONLINE

WWW.FARROW-BALL.COM

Walls and Woodwork: Inchyra Blue®, Lampshade: Shadow White®, Sofa: Vardo®, Chairs: Peignoir®, Yeabridge Green® and Salon Drab®, Tables: Salon Drab® and Drop Cloth®, Cupboard: Cromarty®, Vase: Shadow White®, Flowers: Worsted®, Leaves: Peignoir®, Carton: Cromarty®, Cup: Drop Cloth®, Floor: Worsted®, Books and Postcards: Various

آموزشگاه انعکاس منبع جدیدترین اطلاعات، مقالات و دوره‌های آموزشی دکوراسیون داخلی

 Enekas.Academy

 Enekas.Academy





TRANSFORM YOUR HOME

15 inspiring extensions & exterior makeovers



In association with

آموزشگاه انعکاس منبع جدیدترین اطلاعات، مقالات و دوره‌های آموزشی دکوراسیون داخلی



Ideal Home

Blue Fin Building, 110 Southwark Street,
London SE1 0SU

Tel 020 3148 7357 Fax 020 3148 8121
Email ideal_home@timeinc.com

EDITOR **Vanessa Richmond**

MANAGING EDITOR **Fiona Surfleet**

EDITOR, TRANSFORM YOUR HOME

Debbie Jeffery

CREATIVE DIRECTOR **Georgia Hibberdine**

DEPUTY ART DIRECTOR **Emma Jackson**

DESIGNER **Heather Mutch**

CHIEF SUB EDITOR/

PRODUCTION EDITOR **Tara Elarte**

DEPUTY CHIEF SUB EDITOR/

PRODUCTION EDITOR **Sophie Payne**

SUB EDITOR **Sophie Thrower**

EDITORIAL PRODUCTION MANAGER

Nicola Tillman

HEAD OF MARKETING **Yasmin Christofi**

ACTING HEAD OF MARKETING

Amelie Sri Kumar

SUBSCRIPTIONS MARKETING MANAGER

Diane Hornby

PRODUCTION MANAGER **Alan Taylor**

PUBLISHER **Belinda Cooper**

PUBLISHING DIRECTOR **Sandy Gale**

GROUP MANAGING DIRECTOR, LIFESTYLE

Fiona Dent

PA TO MANAGING DIRECTOR, LIFESTYLE

Donna McConnell

ON THE COVER

See pages 20 and 32 for details

Time Inc. abc Ideal Home
0019-1361 is
published monthly by Time Inc. (UK) Ltd,
Blue Fin Building, 110 Southwark Street,
London SE1 0SU, England. Distributed by
MarketForce (UK) Ltd, Blue Fin Building,
Southwark Street, London SE1 0SU (020
3148 5000). Time Inc. (UK) Ltd, regrets
that it cannot be liable for the safe
custody or return of any unsolicited
material. By submitting any material to
Time Inc. (UK) Ltd, you consent to Time
Inc. (UK) Ltd and/or its associated
companies reusing the submitted
material in any format or medium
throughout the world in perpetuity. Time
Inc. (UK) Ltd reserves the right to shorten
or modify any submitted material at its
own discretion. The contents of the
magazine are fully protected by
copyright and nothing may be reprinted
without permission. Printed by Polestar
Sheffield. Repro by Rhapsody Media.
Cover printed by Polestar Chantry. Ideal
Home is sold subject to these conditions:
that it shall not, without the written
consent of the publishers first given,
be lent, resold, hired out or otherwise
disposed of by way of trade at more
than the recommended selling price
on the cover, selling price in EU and
Eire subject to VAT, and that it shall not
be lent, re-sold, hired out or disposed
of in a mutilated condition or in any
unauthorised cover by way of trade or
annexed to or as part of any publication
or advertising, literary or pictorial matter
whatsoever. All information and prices
correct at time of going to press. While
we try to answer any enquiries, we
cannot guarantee a response.

IN THIS MAGAZINE Colours may vary slightly from the original
due to the printing process. Some material has been
previously published in Ideal Home magazine.



Welcome



‘What could be more rewarding than turning a drab, unexciting building into a totally unique home? These 15 real-life makeovers are each an inspiration in their own distinct way, and they include a previously derelict henhouse, a barn and a chapel, as well as traditional semis and bungalows. With a wealth of unusual and practical ideas, they offer a fascinating insight into how to transform a building into something completely out of the ordinary.’

DEBBIE JEFFERY, Editor, Transform Your Home



6

آموزشگاه انعکاس منبع جدیدترین اطلاعات، مقالات و دوره‌های آموزشی دکوراسیون داخلی

Enekas.Academy

Enekas.Academy





CONTENTS

6 REVAMPED SEVENTIES HOME

Wow features have turned a boxy house into a contemporary property

8 REINVENTED BUNGALOW

See how weatherboarding has given this home a radical face-lift

10 SIXTIES HOUSE REDESIGN

A new roofline has completely transformed this mid-century home

12 EXTENDED TWENTIES HOME

Adding a full-width rear extension has created one multipurpose area

14 LISTED BARN CONVERSION

Discover how two run-down barns were turned into one attractive home

16 ECOFRIENDLY EXTENSION

Energy-efficient glazing was used to update this Fifties house

18 CHAPEL RESTORATION

This former chapel has been converted into a stunning home

20 FULL-WIDTH ADDITION

A cramped kitchen was replaced with a multifunctional kitchen-diner

22 TRANSFORMED BUNGALOW

This bungalow has been totally reshaped by a new timber frame

24 CONTEMPORARY FACE-LIFT

A concrete-clad, two-storey build has brought this house up to date

26 MODERN TIMBER ADDITION

A wooden extension has refreshed the look of this Edwardian home

28 UNIQUE GLASS TOWER

An unconventional extension has filled this house with sunlight

30 REMODELLED HENHOUSE

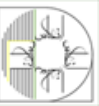
Find out how a dilapidated chicken shed became a beautiful home

32 NEW-LOOK BUNGALOW

Timber cladding has helped this home blend into its surroundings

34 CONVERTED GARAGE

Glass walls have transformed the basement level of this house



Top designs

Improve your home's energy efficiency by replacing its windows and doors



Update windows for A FRESH LOOK

*Discover inspiring glazing solutions
from the installers at Network VEKA*

Whether you are looking to replace windows to improve your home's kerb appeal or add a show-stopping extension, get the most from your property this spring. With two decades of expertise in the double glazing industry, Network VEKA offers a range of options to modernise your home.

Ask the experts

This year marks Network VEKA's 20th birthday, and the home experts behind the scheme have seen a lot of changes

in interiors trends since they set up the company 20 years ago. Today, homeowners are confident enough to transform their homes inside and out by taking on exterior makeovers and adding bifold doors and glazed extensions.

Find a reputable supplier

Network VEKA counts more than 100 double-glazing installers in Britain and Ireland as its members. All of the brand's members are trained and audited, creating a network of independent installers who are dedicated to delivering quality

workmanship and attention to detail. The company thoroughly vets all glazing installers in the scheme, from financial records to customer-service history, ensuring only the best installers are members. Plus, they all offer a 10-year guarantee for total peace of mind.

Be energy efficient

Ensure your home's glazing is as efficient as possible by choosing a Network VEKA installer. A-rated sash windows, casement windows and tilt-and-turn windows combine aesthetics with flawless performance.

آموزشگاه انعکاس منبع جدیدترین اطلاعات، مقالات و دوره‌های آموزشی دکوراسیون داخلی





Modern style

Add living space and value to your home with a stylish new conservatory




'Open up a kitchen or dining room to your outside space with glazed bifold doors, or go all-out with a glass extension to really bring the outdoors in'

VANESSA RICHMOND,
EDITOR



Glass box

Link a living area to your garden with contemporary bifold doors



Enjoy the view

Find a wide range of PVC-U windows at Network VEKA

JOBS BEST LEFT TO THE EXPERTS

Not sure which renovation projects to take on yourself? These are the top 10 jobs UK homeowners prefer to ask a professional to complete, according to a recent survey by Network VEKA

- 1 Gas and electric work
- 2 Replacing windows
- 3 Installing double glazing
- 4 Building extensions and/or conservatories
- 5 Plastering walls
- 6 Installing a kitchen
- 7 Laying a carpet or floor
- 8 Loft conversion
- 9 Knocking down internal walls
- 10 Laying decking or a patio

For more information...

DISCOVER MORE ABOUT NETWORK VEKA'S FULL RANGE OF PRODUCTS AT NETWORKVEKA.CO.UK

Network VEKA
RAISING STANDARDS. INSTALLING TRUST.



BEFORE

The house had an uninspiring brick exterior, with plastic window frames

'We reinvented our dated home'

Natalie and Ragi Singh transformed their bland, boxy Seventies house into a sexy, contemporary property with wow features

When lawyers Natalie and Ragi Singh bought a dated Seventies house in Harborne, Birmingham, they already had plans to transform it into a contemporary home. 'It was exciting to think that the run-down house was going to be totally reinvented,' says Natalie.

The Singhs hired Andrew Khoury at Khoury Architects (0121 236 9393; khouryarchitects.co.uk) to come up with a new design. Andrew drew up plans for a rear extension and a loft conversion to increase the number of bedrooms from four to five. The plans transformed the house's internal layout, creating an open-plan kitchen and living area overlooking a large courtyard and a dramatic, triple-height entrance hall containing walkways and balconies, crowned by a large skylight.

'Planning went through really easily, partly because the front of the house was going to remain more or less the same shape,' says Natalie. Work started in February 2010 and was scheduled

to finish five months later, but the building contractor overran. What had started out as an exciting project then turned into something of a nightmare for the couple. 'Two days after our second baby, Anusha, was born, our builder walked off site and the lease on our rental house expired,' recalls Ragi. 'We found ourselves homeless with two young children, and all our money had gone into a half-finished building that wasn't even watertight.'

'The glass walls and roof lights bring tons of daylight into the house from every angle'

The couple decided to move in with Natalie's parents and hired a second builder to carry out the remaining work, which took seven months to complete. Now the house is barely recognisable from before: windows have been enlarged, roof lights inserted and the rear extension is a modern glass box with a cedar roof, which drops down the sides of the structure.

'It wasn't a happy build, but now we're here, it's definitely a very happy home,' says Ragi. 'And we certainly have the wow factor we'd hoped for.'



AFTER

With its dramatic cedar and glass walls, the rear extension has real wow factor





FACT FILE

THE OWNERS

Natalie and Ragi Singh live here with their daughters, Indira and Anusha.

THE PROPERTY

A five-bedroom, detached, Seventies house in Harborne, Birmingham.

THE COSTS The couple paid £402,000 for the house in 2009 and spent £355,000 extending and remodelling it.



Modern, angled glass walls are an eye-catching feature and let in lots of light



PHOTOGRAPHS KHOURY ARCHITECTS/DAVID STILL

FOCUS ON ADDING A SKYLIGHT

The Singhs opted for a sweeping skylight at the front of the property that lets light into the hallway.

● The 7m x 1.2m double-glazed skylight is made from 12mm toughened glass and 6mm toughened energy-efficient glass. Glass-to-glass joints are fixed with silicone sealant, while the glazing is fixed in with stainless-steel channel sections.

● New skylights don't normally need planning permission as long as they don't protrude more than 150mm beyond the plane of

the roof slope and are no higher than the highest part of the roof. Skylights on side elevations should be obscure glazed and either non-opening or more than 1.7m above the floor level. If in doubt, check with your local planning authority.

● Skylights can be fitted from the inside or outside of a property, by a roofer, carpenter or specialist. You don't always need to cut the rafters in a roof to insert a skylight, but if any structural alterations are needed, consult a structural engineer.

The skylight is set into the slope of the roof above the curving staircase





BEFORE

The old bungalow was cramped and unattractive

‘We made a bungalow stylish’

Clare and Jim Mansell extended their bungalow, then gave it a radical face-lift with weatherboarding and timber-framed windows

Clare and Jim Mansell decided to put down roots and create a family home for themselves and their son, Theo, but the squat, 100-year-old bungalow they ended up buying in West Sussex couldn't have been less appealing.

‘We called it “the ugly bungalow”, but we knew we could turn it into something more exciting, to make the most of lovely views across Chichester harbour to the Isle of Wight,’ says Clare. ‘As a family, we needed more space, but the loft was too cramped to convert, and the garden isn't huge, so building upwards was the obvious solution.’

The couple approached Nigel Lewis, whose Hampshire-based company, Space & Style Home Design (023 9252 5100; spaceandstyle.co.uk), specialises in extension and remodelling projects. ‘Nigel was so enthusiastic that we knew immediately we'd found the right person,’ says Clare.

Nigel's plan was to completely transform the exterior of the existing

bungalow. The roof would be removed and the building extended upwards to form a timber-framed first floor with pretty dormer windows. This would create space for three new bedrooms and two bathrooms upstairs. A new veranda would shelter the front door, and several windows would be replaced. To tie the old and new together, the plans included covering the existing brickwork with weatherboarding and pale render.

‘Everything changed so quickly – we enjoyed a new milestone each week’

A team of builders carried out the work, which started in March 2014 and took five months. Fortunately, the existing foundations and walls didn't require reinforcement, and

scaffolding was erected around the building and wrapped in plastic to form a weatherproof shell.

‘Building upwards has almost doubled our living space, so our advice would be not to overlook bungalows just because they're unattractive – they've got lots of potential,’ says Clare. ‘We've created a family home in an area we love that we simply couldn't have afforded to buy.’



AFTER

Clad in pale render and weatherboarding with a brand-new first floor, the property is now smart and spacious



Oak flooring and wood furniture give the living area a rustic look, while the modern wood-burning stove makes a great feature



“ Multiple floor-to-ceiling glass doors let natural light flood in while also helping to retain a cosy, homely feel ”

JOHN OGILVIE, MANAGING DIRECTOR, NETWORK VEKA



FACT FILE

THE OWNERS

Clare and Jim Mansell live here with their son, Theo.

THE PROPERTY

A three-bedroom, detached house in West Sussex, built around a bungalow dating from 1900.

THE COSTS The couple paid £335,000 for the bungalow in 2009, and spent £170,000 on extending and renovating it.



PHOTOGRAPHS CLARE MANSELL

FOCUS ON ADDING A STOREY

Extending upwards by building an extra storey on a bungalow or above a garage can be a cost-effective way to add more living space without encroaching on the garden. Some upwards extensions can spoil the proportions and character of the original, though, so careful design is important to make sure that the building still works as a whole.

● Before adding further weight to the walls of a building, it's important to check the structure can bear

the added load, and that the foundations are suitable and stable. An architect or design professional can advise on the best design and assist with a planning application, as well as producing structural calculations.

● Timber frame is more lightweight than conventional brick and blockwork, and is a popular choice for adding a new storey to an existing building. Dormer windows, which extend out the original roof, can add extra headroom. Dormer frames are usually constructed using timber.



Dormer windows provide extra headroom, plus a handy spot to sit



BEFORE

The house had a typical Sixties façade

AFTER

A new flat roof and wood-clad extension have given the house an ultramodern look

‘We completely redesigned it’

In a street of similar houses, Lisa and Tony Short’s Sixties-built home didn’t stand out until they gave it a very modern face-lift

Lisa and Tony Short already knew the neighbourhood well when they bought their Sixties house in Gosport, Hampshire. Their previous home was an identical property just three doors down, where the couple had completed a massive renovation project.

‘We decided we wanted to do it all over again, so when a house came up for sale just along the road, it seemed like the perfect opportunity,’ says Lisa. ‘In fact, we phoned up and made an offer before we’d even been inside the property because we knew we would be pulling it apart.’

Having employed him on their previous project, Lisa and Tony decided to ask local building designer, Nigel Lewis of Space & Style Home Design (023 9252 5100; spaceandstyle.co.uk), to reinvent the property inside and out. They were determined that the ordinary pitched roof had to go, and their brief to Nigel was to design a flat-roofed, contemporary-looking house. He came up with the idea of using projecting and

cantilevered cubes in contrasting materials to form a striking, highly modern exterior. Extending to the front, rear and side of the property would also provide additional open-plan living space on both floors.

‘The entire back of the house came down and the roof came off, so it was completely open to the elements,’ says Tony. ‘Lisa and I converted the old

single garage into a temporary home, where we lived for six weeks. After that, we moved back into the house and made each of the rooms habitable as and when our budget allowed.’

Tony is an electrician and acted as the main contractor for the renovation, undertaking

as much of the work as possible and employing individual trades during the two-year project. ‘Lisa and I enjoy working together to redesign a house,’ he says. ‘Instead of watching TV in the evening, we’ll sit down with the drawings and plan out changes to the interior. Redesigning homes has become a bit of an addiction.’

‘Living in an open-plan space really suits our family and is great for entertaining’



A partial wall helps to define the dining and living areas in the open-plan ground floor





FACT FILE

THE OWNERS

Lisa and Tony Short live here with their son, George, and daughter, Charlie.

THE PROPERTY

A Sixties detached house in Gosport, Hampshire.

THE COSTS The couple paid £260,000 for the house in 2009 and have spent around £110,000 extending and reroofing it.



PHOTOGRAPHS GABY REYL-LEWIS

FOCUS ON ALTERING A ROOF

Lisa and Tony completely altered the shape and pitch of their home's roof to transform the look of the property. Changing the roof involves major structural work, which can be expensive and disruptive.

- Modifying the shape of a roof has a huge impact on the look of a house. Most period and new houses are built with pitched roofs, but flat ones are becoming more popular for ultramodern new-builds and extensions.
- Flat-roofing systems have come a long way since the

Sixties and Seventies, when bitumen and asphalt leaked and needed to be frequently replaced. Modern single-ply roofing membranes are insulated and built to last.

- Planning permission isn't usually required for reroofing your house, subject to certain conditions, but you might need approval if you want to completely change the roof's appearance. To be sure, check the government's planning and building regulations guidelines at planningportal.gov.uk.

Changing the roof is a major structural change but it can totally transform the look of a property





BEFORE

The house's old design didn't have enough space for the family to socialise together

'We doubled our living space'

A full-width rear extension allowed Sophie and Mark Anderson to swap small, separate rooms for one big, multipurpose area

While Sophie and Mark Anderson thought that their detached Twenties house in Wallingford, Oxfordshire, had plenty of space when they bought it 12 years ago, everything changed with the arrival of their son, Finlay, in 2006, followed by Hamish two years later.

By the time Sophie was expecting daughter, Iris, in 2008, the couple decided a ground-floor extension would make all the difference to their home, providing an open-plan living and dining space for their growing family. 'We wanted a more sociable, open-plan layout where we could all gather around the dining table and entertain friends, with easy access to the back garden,' says Sophie.

The couple employed local architect Allister Godfrey (01235 760693; allistergodfrey.com), as his portfolio included several similar projects featuring contemporary designs. Allister drew up plans for a modern, single-storey rear extension that

was acceptable under permitted development guidelines and didn't require planning permission.

The design involved building a full-width extension across the rear of the property and knocking down the existing back wall to create an L-shaped living and dining space. The kitchen would remain in the same position, but steps would be added to lead down into the new dining space.

'We asked a few building firms for quotes but decided to go with one that Allister had recommended,' says Sophie. 'They did the whole job for a fixed price, including digging the foundations, adding the flat roof and all the internal finishes.'

The family was able to remain in the house during much of the project, and only moved out for about four weeks.

'We'd worried that going open plan might be cold, but we couldn't have been more wrong,' says Sophie. 'All the south-facing glass makes it really warm and inviting. Now we couldn't imagine living any other way.'

'We'd worried that going open plan might be cold, but we couldn't have been more wrong'



AFTER

A flat-roofed rear extension integrates a new kitchen-diner with a stylish decking area



Aluminium-framed glazing gives the new dining area a bright, contemporary feel



FACT FILE

THE OWNERS Sophie and Mark Anderson live here with their children, Finlay, Hamish and Iris.

THE PROPERTY A three-bedroom, detached, Twenties house in Wallingford, Oxfordshire.

THE COSTS Sophie and Mark paid £340,000 for the property when they bought it in 2004. They spent £68,000 on extending and refurbishing it.



FOCUS ON THROUGH-COLOURED RENDER

Sophie and Mark chose to render the external walls of their build, as its plastered finish has a smooth appearance.

● The couple's extension was built from blockwork set on a red-brick plinth to match the original part of the house, which was built in the Twenties. The blockwork was then finished off in a cream through-coloured render.

● Render is usually built up in two or three coats. This results in a series of

layers, which are less likely to develop surface cracks.

● Today's finishes are a world away from the grey pebbledash of post-war housing. Through-coloured products means the pigment is added in the manufacturing process, which colours the entire render rather than just the surface, so walls don't then need to be painted.

● Much like plastering, rendering is a job best left to an experienced professional, as achieving a smooth finish can prove difficult.



The extension has been finished in a cream render

PHOTOGRAPHS ANDREW PRIEST



BEFORE

The barns had remained derelict for years – one of them even had a tree growing inside

‘We turned two barns into a home’

Ruth Paternoster and Craig Beech took on a labour of love, saving two listed barns and reinventing them as one modern dwelling

On discovering two Grade II-listed, derelict barns in a Suffolk village, Ruth Paternoster and Craig Beech were determined to design the conversion of the buildings themselves, and do as much of the building work as possible. Ruth and Craig run their own architectural practice (01379 678442; beecharchitects.com), and had been living in Cambridge while looking for a more rural property.

After a six-month-long search, they found the adjacent barns within a quarter-acre plot of farmland. Despite the poor condition of the buildings, the couple decided to take on the huge project, and drew up plans to convert the dilapidated barns into a five-bedroom house.

One of the barns had a timber frame dating back to 1700, and the other was a clay-lump structure built in the 1800s. Both buildings had to undergo archaeological and protected-species surveys, and the plans had to be submitted for planning permission and listed

building consent. The couple employed a builder for seven months to complete the timber-frame repairs and structural work, specifying the use of traditional materials, such as lime render. The clay-lump barn was covered in render and painted black to match the timber barn.

Ruth and Craig tackled virtually everything themselves while working full-time. ‘Doing so much of the work ourselves saved money, although the conversion did consume three years of our lives,’ says Ruth.

‘We love entertaining, so we turned one barn into an open-plan living area’

The timber barn has become one large, open-plan space, with a double-sided fireplace dividing the kitchen and living areas. The existing walls in the clay-lump barn dictated the dimensions of the bedrooms and bathrooms. An air-source heat pump, high-quality insulation and underfloor heating make the couple’s new home extremely energy efficient. ‘The timber barn can be heated as a stand-alone space in winter, then in summer, we can slide back the bifold doors to ventilate the living room,’ says Craig. ‘It’s a fantastic place to live.’



A double-sided fireplace is cosy and separates the living area from the kitchen



FACT FILE

THE OWNERS

Ruth Paternoster and Craig Beech live here.

THE PROPERTY

A five-bedroom, detached house, which has been converted from two Grade II-listed barns, dating back to 1700 and 1800, in Thorndon, Suffolk.

THE COSTS Ruth and Craig paid £215,000 for the barns in 2008 and spent £242,000 on converting them into a contemporary five-bedroom house.

AFTER

Both buildings have been carefully restored and transformed into a contemporary five-bedroom home



PHOTOGRAPHS BEECH ARCHITECTS

FOCUS ON CLAY LUMP

Ruth and Craig needed to rebuild and repair the walls of the clay-lump barn, which had originally been made from clay dug on site and mixed with straw to form blocks. They used a lime and mud mortar to stick the blocks together after extensive research into the topic.

● This organic building material was once widely used in East Anglia and the Southwest for homes and agricultural buildings in rural areas. It's one of the



Clay lump is a relatively cheap and ecofriendly building material

most ecofriendly building materials, as the clay is dug up on site, leaving a pond for wildlife.

● 'As long as the finished building has a good roof overhang to protect it from the rain, the clay-lump

blocks can last hundreds of years,' explains Ruth.

● Clay lump is a sustainable material that's low in cost and creates a breathable wall. For further information, visit buildingconservation.com.



BEFORE

Despite its large footprint, the house was cramped with just two bedrooms

'We built an eco mega-extension'

Nick and Vicki Wharton's huge, glazed extension might look expensive to heat, but it's packed with fuel-efficient features

When Nick Wharton convinced his wife Vicki that they should bid at auction for a run-down Fifties house in Bristol, she secretly hoped they wouldn't get it. However, within two minutes of bidding they had bought the ugly building, leaving Vicki concerned about their financial situation.

'We were paying rent and had a big mortgage to find for a house we weren't even living in,' she recalls. 'It was dingy, with just two bedrooms and a small kitchen. The only redeeming feature was the large, south-facing garden.'

The couple hired Designscape Architects (01225 858500; dscape.co.uk) to devise a sustainable home with an open-plan kitchen-diner. The architects came up with a timber-framed rear extension.

Planning permission was approved in October 2009 and the couple then employed Moon Design + Build (0117 973 3284; moondesignandbuild.co.uk) to carry out the project. 'Employing

them meant that we could relax, knowing that everything was being handled by one company,' says Vicki.


Three sets of windows have been introduced on the west side of the house, which allow afternoon sun to enter and warm the building. An integral garage was converted into a study and utility room at the front of the house, and the new timber-framed

'We made the house as energy efficient as possible – our fuel bills are greatly reduced'

extension was built to the rear. Cedar shingles clad the rear extension at first-floor level and make a striking feature.

Nick and Vicki were determined the house should be ecofriendly, so they hired a consultant in sustainability and renewable energy to advise them. The result is solar panels on the roof, energy-efficient windows that make the most of sunlight from the garden and extensive insulation across the whole property.

'I didn't really want to buy this house at the beginning, but everything has turned out much better than expected,' says Vicki. 'Now it's a warm, bright family home where we plan to stay.'



AFTER

An ecofriendly extension has created a large, five-bedroom property that's highly energy efficient



آموزشگاه انعکاس منبع جدیدترین اطلاعات، مقالات و دوره‌های آموزشی دکوراسیون داخلی



FACT FILE

THE OWNERS Nick and Vicki Wharton live here with their children.

THE PROPERTY

A five-bedroom, detached Fifties house in Bristol.

THE COSTS

The couple paid £490,000 for the original house in 2009 and the build cost £275,000.

Double-height glazing lets light flood in and turns the dining area into the hub of the home



FOCUS ON ECOFRIENDLY FEATURES


Vicki and Nick's new extension is massively insulated for energy efficiency, with solar thermal and photovoltaic panels on the roof for added sustainability.

● The old part of the building has been externally insulated using 100mm of expanded polystyrene, which was attached to the front of the house and finished with Weber's one-coat external wall insulation system (0870 333 0070; netweber.co.uk). This through-coloured mineral render will extend

the life of the building by keeping the structure warm, and can be applied directly to all major insulation types.

● The existing wall cavities and loft space were also insulated and all windows have been replaced with high performance aluminium units from Velfac (01536 313552; velfac.co.uk). Large areas of glazing, including full-height windows and glass doors, are positioned in the south-facing rear elevation, with louvered cedar screens to shade the atrium glass from the sun's heat in summer.

Extensive glazing makes full use of the natural light



PHOTOGRAPHS MOON DESIGN & BUILD





BEFORE

Built around 1900, Holywell Chapel had become a dilapidated shell

'We converted a derelict chapel'

Jules and Steve Dodd took on a massive renovation project, giving a remote, uninhabitable building a new lease of life

Despite its location in an Area of Outstanding Natural Beauty, when Steve Dodd first visited Holywell Chapel in 2012, he had to hack away ivy and bushes to reach the front door. Windows were boarded up and floorboards had been stripped out by vandals, leaving just an empty shell with rusty tin cladding and a corrugated roof. A separate music room further down the hill had fallen down, and all that remained were its foundations and a chimney breast.

Despite its appalling state, Steve had a dream of converting the chapel into a country retreat, and knew that by preserving and rebuilding the chapel he could create a modern three-bedroom home on the plot.

He also wanted to build a guesthouse on the site of the original music room, incorporating east-facing windows into both buildings. As the property is situated in one of the most elevated positions on the Malvern Hills, Steve knew the renovation needed to make

the most of the spectacular views across Worcestershire. Gaining planning permission proved relatively straightforward, so work began in 2013 and was completed by Steve's company, Elevate Design Build (01926 844110; elevatepropertygroup.co.uk), in just 20 weeks. The work involved stripping out the existing 18th-century, timber-framed building and replacing any

damaged timbers. The original structure and roof trusses have been left exposed, and new conservation roof lights were installed to bring light into the two new mezzanine bedrooms.

The Thirties-inspired ribbed leather armchairs and sofas Steve bought

for the chapel influenced the entire look of the main living area. Engineered-wood flooring has been laid and patchwork textiles pick up the brown, woody tones. 'Everywhere I go I collect ideas, and it's nice to be a bit more adventurous with your own project,' says Steve. 'It's been an honour to save the chapel and bring such an important building back to life.'

'It's been an honour to save the chapel and bring such an important building to life'

AFTER

Radical rebuilding has transformed the old chapel into a contemporary family home, with a separate two-bedroom studio for guests to stay in





FACT FILE

THE OWNERS Jules and Steve Dodd live here with their children, James and Isabel.

THE PROPERTY A three-bedroom converted chapel, built in the 1900s in Malvern, Worcestershire.

THE COSTS The chapel cost £150,000 when the couple bought it in 2012. They spent £350,000 converting it and building the new studio.



Bifold doors are fitted along the length of the living room, allowing it to open out onto a balcony

PHOTOGRAPHS JAN SEDLACEK, DIGITLIGHT.CO.UK


FOCUS ON TIMBER CLADDING

The chapel and studio have been finished in external Cape Cod timber cladding, imported from Canada by Vincent Timber (0121 772 5511; vincenttimber.co.uk).

● 'I didn't want to use tin cladding on the chapel walls, so I chose Cape Cod cladding,' says Steve. 'Made from Canadian pine, it's kiln dried and bandsawn to produce the finish.'

● Cape Cod cladding comes in 10 standard colours, or it can be produced in bespoke shades of water-based acrylic paint that comes with a 15-year coating guarantee.

● Other forms of timber cladding available include oak and Western



The building's timber cladding will turn silver-grey, giving it a smart look

red cedar varieties, both of which are popular choices. These types may be left untreated and will eventually weather, turning an attractive silver-grey colour, while softwood boarding will usually require some painting or staining.





BEFORE

The old kitchen was cold and uninviting, while the adjacent side return was wasted space the family didn't use

'We supersized our kitchen'

Sally and John Clarke knocked down a cramped and chilly kitchen extension and replaced it with a light-filled multifunctional room

Two of Sally and John Clarke's favourite things when they viewed their Edwardian house in Twickenham, south London, were its impressive proportions and the enclosed rear garden. The kitchen, however, was less of a selling point. 'The previous owners had extended it some years before by building a single-storey room that jutted out into the back garden,' Sally explains. 'The whole structure was showing its age and was very cold in the winter. In fact, for several weeks each year, we couldn't use the kitchen without wearing thermals.'

The family lived in the house for two years before deciding to replace the old extension with something that was both more comfortable and made better use of the space. 'The side return just had a bike shed in it and we agreed that the new extension should fill it,' says Sally.

The couple wanted to create a bright, versatile, open-plan kitchen, dining and living area, and asked several companies for quotes before settling on design and

build company Plus Rooms (0800 917 7127; plusrooms.co.uk). 'We liked the attention to detail and the fact that they were able to take care of everything for us - from applying for planning permission to completing all the finishes,' says Sally.

Plus Rooms drew up plans for a modern design with a pitched roof, frameless skylights and bifold doors that extended the whole width of the house into the back garden. Once planning permission was granted, the old kitchen was demolished in order to lay foundations for the extension, and a temporary kitchen enabled the family to keep living in the house throughout the six-month project.

The new open-plan extension has proved ideal for entertaining. 'We hosted a party to celebrate our wedding anniversary and it was lovely to have the back doors open so that people could wander out to the garden,' says Sally. 'It's a great space in winter now, too, and it's where we spend most of our time as a family.'

'It's a great space in winter now, too, and it's where we spend most of our time as a family'





FACT FILE

THE OWNERS Sally and John Clarke live here with their children, Isabel and James.

THE PROPERTY A five-bedroom, semi-detached Edwardian house in Twickenham, south London.

THE COSTS Before the extension was built in 2009, the house was valued at around £900,000. The couple spent £100,000 on the project.

AFTER

The extension spans the width of the house, with contemporary glazing giving the space real impact



A wall of bifold doors frames the view of the back garden, while skylights flood the space with light



PHOTOGRAPHS PLUSROOMS

FOCUS ON GLAZED ROOFS

Sally and John created a bright, light-filled extension that feels welcoming all year round.

● As the old kitchen was unbearably cold, the key was to insulate the new space thoroughly so that it maintained a comfortable temperature. The couple also wanted to include lots of glazing that would add impact. Their high-performance windows and doors are made from double-glazed, toughened, self-cleaning glass.

● Sally and John created a striking feature by installing glass bifold doors from German manufacturer Schüco (schueco.com/web/uk)



Frameless skylights give the space a sleek look

across the width of the extension, with a large piece of triangular glazing in the gable roof above.

● Three large frameless skylights illuminate the space. Each one cost around £3,000 – find similar designs at GlasSpace (020 7118 0448; glasspace.com).





BEFORE

The old concrete Fifties bungalow was damp, dilapidated and uninspiring to look at

‘We built around a bungalow’

Adam and Lydia Manthorpe put a new shell around existing walls to transform an ugly bungalow into a pretty, chalet-style home

No one would guess that at the heart of Adam and Lydia Manthorpe’s remarkable timber-framed home stands the shell of an unassuming Fifties bungalow. It was this modest property that the couple viewed in 2012, when they decided to relocate from bustling Brighton to the peaceful village of Uplyme on the Devon and Dorset border. ‘We began talking about buying somewhere more rural because we fancied a change,’ explains Adam.

Although the tired concrete bungalow was far from ideal, both Adam and Lydia had a good feeling about the property. ‘I knew I could build us a beautiful house here,’ says Adam, who is a qualified carpenter and timber framer, and whose company, Amazon Building Solutions (01273 514353; amazonbuildingsolutions.co.uk), specialises in designing and building in timber frame.

Following a bidding war, the Manthorpes bought the dilapidated bungalow and its third-of-an acre site in

September 2012. Next, they needed to secure planning permission in order to transform the property into the traditional, three-bay, timber-framed cottage they wanted.

‘Despite being damp and having no insulation, the bungalow was well built,’ says Adam, who designed the timber-framed house around the existing foundations and external walls of the single-storey bungalow.

He extended outwards and upwards to create a spacious three-bedroom home with an open-plan kitchen-diner and a living room on the ground floor.

The timber frame, with its soaring arch braces, was crafted by hand from whole trees, with

everything transported to the site and manoeuvred into place by hand. The exterior now resembles a Scandinavian chalet, with its Douglas fir cladding and wooden balcony. Untreated oak timbers frame the prominent glazed screens. ‘We took advantage of the southeast-facing site, so there’s lots of light pouring in,’ says Lydia. ‘This house was designed to be lived in and enjoyed.’

‘We wanted to make it feel as if the house has been here for hundreds of years’





FACT FILE

THE OWNERS Adam and Lydia Manthorpe live here with their children, Ava and Ari.

THE PROPERTY A three-bedroom, detached house in Uplyme, Devon, built in the Fifties and extended in 2012.

THE COSTS The couple paid £186,000 for the original bungalow and spent around £250,000 remodelling it. Adam was both builder and project manager, which saved a significant amount of money.

AFTER

A two-storey timber extension built around the original property has totally transformed it



Hand-crafted Douglas fir and oak timbers make up the impressive frame in the beautiful vaulted main bedroom


PHOTOGRAPHS MATT AUSTIN

FOCUS ON ADDING A BALCONY


Adam and Lydia added a balcony to their bedroom so they could enjoy views across the Lyme Valley. The traditionally jointed Douglas fir frame would cost from around £1,000 to reproduce, depending on the size, ground conditions and materials.

- A stacked balcony, built on vertical posts, is the most popular choice because it's easy to add to an existing building. Many new balconies need planning permission, so check with your local planning department first.

- A balcony doesn't have to be south facing – it's possible to build onto the east or even the north face of a building to enjoy the view, but ensure that the new balcony brings in light rather than blocking it from the floor below.
- To avoid obstructing the view, glass is an obvious choice for balcony balustrades. If the balcony overlooks a neighbour, you might need to add a privacy screen (at least 1.8m high). For balconies with a drop over 600mm, you will need safety rails at least 1.1m high.



The main bedroom has a pretty timber balcony



BEFORE

Built in 1926, the house was extended during the Forties but still had a cramped, awkward layout

‘We extended in every direction’

Chris Taylor and Lawrence Waterman built rear, side and front extensions to maximise every inch of their property’s potential

Chris Taylor and her husband Lawrence Waterman loved the location of their Twenties house in west London, but knew that the layout could be improved. ‘When we bought the house about 20 years ago it was quite ramshackle, and the kitchen at the back only had a side window, so there were no views out to the rear garden,’ says Chris.

Years later, after their daughter had left home, the couple began to discuss building a rear extension. Their chosen architects, Sam Tisdall (samtisdall.co.uk) and Ramses Frederickx (07971 862565; ramsesfrederickx.com), came up with plans for a modern rear and side addition, with a new kitchen and extended living room. These would form an S-shaped space, with sliding doors opening onto a decked area. The design included a frameless glass-box corridor upstairs to link a new main bedroom, dressing room and bathroom with a roof terrace.

The rear half of the house was partially demolished and then covered


with a protective tarpaulin, while the new two-storey rear extension was constructed with a blockwork ground floor and a timber-framed upper storey. In addition, the basement was excavated to create a wine cellar, and an extension was built over the driveway at the front of the house to accommodate a garage with a terrace above.

The new rear structures are clad with lightweight, glass-reinforced concrete panels. More than 120 panels were fixed to the building in a vertical pattern, becoming lighter in colour towards the sky, and were carefully arranged to fit with the bespoke oak-framed windows and sliding

doors. ‘The product is usually only used for commercial buildings, but we love the effect,’ says Chris.

Moving back into their revamped home felt very strange to Chris and Lawrence. ‘We’ve lived here for 20 years, and some rooms are still familiar,’ explains Chris, ‘but now there’s also a whole new dimension to our home that makes it feel fresh and exciting.’

‘We love the wonderful sense of space – it’s brought a new dimension to our home’



AFTER

The two-storey, S-shaped extension provides ample extra living space both upstairs and down



آموزشگاه انعکاس منبع جدیدترین اطلاعات، مقالات و دوره‌های آموزشی دکوراسیون داخلی



FACT FILE


THE OWNERS Chris Taylor and Lawrence Waterman live here.

THE PROPERTY A three-bedroom, detached house, built in the Twenties, in Chiswick, west London.

THE COSTS The couple paid £250,000 for the house in 1992 and spent £600,000 extending and cladding it.



Sliding doors open onto a decked area, which acts as an outdoor room in the summer



PHOTOGRAPHS SAM TISDALL ARCHITECTS

FOCUS ON ENERGY EFFICIENT SYSTEMS

For Chris and Lawrence, energy efficiency was a crucial part of the design of their new extension.

- Insulation was specified to be more than 20% above that required for building regulations, and the glass box contributes by acting as a solar collector, with hot air distributed to the other rooms via a heat recovery system.

- Mechanical ventilation and heat recovery systems extract warm, moist air from the rooms through concealed ducts. The air then passes through a heat exchanger and is ducted outside. Fresh air is drawn in from outside and then



The glass box corridor leading to the roof terrace absorbs sunlight and collects heat

warmed in the heat exchanger, before it is ducted around the house.

- Solar water heating and photovoltaic panels were installed on the roof, and a recycled water tank placed in an old air-raid shelter provides water for the garden.



‘We expanded our poky terrace’

Adding living space and a bedroom in a modern timber extension has changed the way the Hadley family use their home

The Hadleys had lived happily in their two-bedroom, Edwardian terrace in Walthamstow, east London, for four years, but the family of five were desperate for more space. However, mum Bella didn't want to leave the local area where they were already part of the community.

‘One afternoon, we were discussing how to create more space with our architect friend, Neil Dusheiko,’ says Bella. ‘We said we wanted to extend the house out towards the garden to provide extra living space and a bedroom.’

In response, Neil (020 7729 8884; neildusheiko.com) designed a beautiful, practical space, which has the flexibility to change with the family's needs. A single-storey rear extension adds a main bedroom and living room, freeing up the old living room to be used as a study. ‘Neil talked to the planners and applied for planning permission, which was granted straightaway,’ says Bella.

The family wanted the extension to be constructed from timber, rather than

brick, to give the building warmth. ‘We were replacing a patio and an old shed with the extension, so we wanted to keep the simplicity of the wooden building,’ explains Bella.

As a result, the extension was built by a team of carpenters out of wood, and clad in Siberian larch mounted onto an oak frame. ‘Watching the timber frame going up was just so

exciting for us all,’ says Bella. Projecting fins on the outside of the extension bring it alive as the sun creates shadows across the walls. Hard-wearing birch plywood was chosen for the flooring and to make a smart new staircase.

‘Watching the timber frame going up was just so exciting for us all’

Neil designed the project so that the family could live in the house during the build and he helped at every stage. ‘As the cladding started going on, it didn't look uniform, so Neil got the builders to redo it,’ says Bella. ‘We stayed within budget with Neil's help.’

The redesign of the house has given the Hadley family everything they had been looking for. ‘It's an amazing space to live in,’ says Bella. 🏠





FACT FILE

THE OWNER The Hadleys live here with their three children, Louis, Zeida and Mo.

THE PROPERTY A two-bedroom, Edwardian terrace in Walthamstow, east London.

THE COSTS The family paid £212,000 for the original house in 2003 and have spent £74,000 on extending the property.

AFTER

A timber extension has created extra living space and opened up the house to the rear garden



Streamlined furniture teamed with a fresh white palette gives the living area a minimalist feel



PHOTOGRAPHS DARREN CHUNG/VELFAC

FOCUS ON FOLDING/SLIDING DOORS

Bella's folding/sliding doors (FSDs) were crafted out of oak and fold away entirely to allow the garden to become part of the living space.

- FSDs are a great way to connect your home to the garden, as they can both slide and concertina in on themselves, effectively opening up an entire wall. They can open left or right, inside or outside, and can even fold around corners.
- Combined with flush thresholds they extend a room seamlessly into the outside with unhindered access. These doors are not limited to new builds or extensions, but can easily replace older patio doors.

The oak doors fold right back, providing easy access to outside



- Plan ahead when fitting FSDs to make decisions about drainage and floor levels. Take your time choosing details such as material and running direction, and consider where the doors will stack when open and where furniture will be positioned.





BEFORE

The townhouse was short on ground-floor living space

'We flooded our home with light'

When Jane and Simon Garrett extended their three-storey townhouse, they not only added to their living space, but also brightened it

Glass towers aren't just limited to fairy-tale castles, as Jane and Simon Garrett proved when they added an extension to their home in Clapham, southwest London. 'We wanted an open-plan layout and plenty of light as the house was rather dark and dingy, but we felt an entire wall of glazing might be a little optimistic for the British climate,' says Jane.

The couple discussed their ideas with architect Anthony Thomas (020 8675 6056; ataltd.co.uk), who had designed an extension for their previous home. He suggested creating an open-plan kitchen-diner at the end of their living room by adding a single-storey extension. Anthony drew up a contemporary design that would also bring in plenty of light, incorporating a central glazed tower with a pitched roof, flanked by large roof lights in flat roofs on either side.

Jane and Simon notified their neighbours and obtained the necessary party-wall agreements. Planning

permission was granted for the build, despite the house being situated in a conservation area. 'Anthony managed the project from beginning to end, including the interior design, the kitchen and lighting,' explains Simon.

During the work, the family set up a temporary kitchen in their front room. The rear wall of the property had to be supported on steel props while structural steelwork was built, but luckily this coincided with the family's summer holiday. Four electrically operated roof lights were made for the central glazed tower, and two sets of glass doors that lead out to the back garden were installed on either side.

'We would never have thought to build a glass tower, but it has added that wow factor'

The result of all this glazing is that the property is now filled with natural light.

'The extension has transformed the property from being a rather dark, top-heavy building with lots of accommodation upstairs, to one with a balanced layout that has plenty of ground-floor living space and lots of light,' says Jane. 'It's been great to see the whole design come together.'



AFTER

An impressive glass tower in the new extension fills the space with sunlight



FACT FILE

THE OWNERS Jane and Simon Garrett, and their sons, Alex and Danny.

THE PROPERTY A five-bedroom, three-storey, Victorian townhouse in Clapham, south London.

THE COSTS The couple paid £720,000 for the house in 2002 and spent around £110,000 extending it.



Electric roof lights have been fitted on either side of the pitched roof

FOCUS ON ELECTRIC ROOF LIGHTS

For out-of-reach spaces, particularly those over 2.5m high, an electrically operated roof light offers easy control at the touch of a button. Ideal for new installations, it is also possible to retrofit an electric kit to an existing manual roof light. Any wiring should be undertaken by a qualified electrician.

● Mains-powered roof lights are integrated directly into your home's electrical system, or it is possible to select a solar-operated version with an integrated solar cell, which automatically charges the window. This cell requires direct exposure to sunlight, but has no need for wiring, making installation quick and easy.

● Usually operated by a wall switch or remote control unit, electric roof lights come with rain sensors that will automatically close the window in wet weather. Integral blinds can also be set to open and close automatically.

PHOTOGRAPHS ANTHONY THOMAS ARCHITECTS





BEFORE

The old henhouse was run down and overgrown with ivy

AFTER

Adding a first floor and a glazed extension has turned the chicken shed into an elegant house



‘We made a henhouse a home’

Elena Acciarri and Glyn Emrys converted and extended a tumbledown henhouse to create a spacious and modern holiday home

When Elena Acciarri and her husband Glyn Emrys converted an old chicken shed on her parents’ land, friends started to give the couple various chicken souvenirs. ‘My parents have owned the farmhouse for 30 years,’ explains Elena. ‘It’s no longer a working farm, but we kept chickens, ducks and horses in my childhood.’

Elena and Glyn had previously completed six major renovation projects, so were undaunted by the prospect of converting the run-down brick building, which was overgrown with ivy. Planning permission had previously been granted to knock down the chicken shed and replace it with a new house, but the couple felt it would be a shame to demolish the old building, which is situated in a conservation area in the pretty Hampshire village of Droxford.

Instead, Glyn, who is an architect (020 7726 5060; emrysarchitects.com), drew up plans to convert it into a holiday home. Much of the existing


structure of the henhouse was retained, and a first floor was added to create two bedrooms. A living and dining extension incorporates impressive panels of full-height glazing to let in light, and a feature wall was built from blockwork clad in locally dug flints.

‘Elena and I cleared the site, which had been used as a dumping ground,’ says Glyn. ‘We later discovered that the

henhouse had no proper foundations so it needed underpinning, which took six weeks to complete.’

Glazed cedar external doors and windows were chosen to match the untreated cedar weatherboarding on the first floor, and underfloor heating was installed

downstairs beneath terracotta floor tiles, creating a feeling of continuity throughout the open-plan space.

The unusual three-bedroom property now provides a relaxing getaway from London life for the family, and a colourful metal sculpture – designed by Glyn in the shape of a chicken’s head – swivels on the chimney cowl as a fitting tribute to the building’s former life. 

‘We wanted the design to improve the aspect of the neighbouring farmhouse’





FACT FILE

THE OWNERS Elena Acciarri, Glyn Emrys and their children, Miles and Mimi, use this house as a holiday home.

THE PROPERTY A three-bedroom, converted henhouse in Droxford, Hampshire.

THE COSTS The henhouse stood on Elena's parents' land. They gifted it to Elena and Glyn, who spent £140,000 converting and extending the building to transform it into an attractive three-bedroom house.



The flint wall with inset wood burner makes an attractive feature, while a yellow-painted panel adds warmth to the glazed living area

PHOTOGRAPHS ALAN WILLIAMS

FOCUS ON BUILDING WITH FLINT

Elena and Glyn created a feature wall by cladding it in locally dug flints to echo the look of a brick and flint garden wall on site. 'Our builder specialises in flintwork,' says Glyn. 'He used a lime mortar and large stones, which have been left as natural as possible.'

- Brick and flint is a beautiful combination that can be used decoratively or structurally. Flintwork is a specialised and expensive process, which is best completed in dry weather using lime mortar.
- Flints can be purchased from farms by the bag either knapped (split for a flat face) or unknapped.



A wall made of flint and brick is decorative as well as practical

- Flint blocks are available to buy from specialists, such as South Downs Flint (01273 959199; flintblocks.com). Flints are hand laid onto the face of cavity blocks, which can be built by any competent builder. Careful jointing is important to avoid the individual blocks becoming apparent.



BEFORE

The drab Seventies bungalow lacked living space and design features

‘We got creative with timber’

Lisa Traxler and Lincoln Miles worked wonders with wood to make an ugly bungalow blend into its beautiful surroundings

After three years spent living on a houseboat, Lisa Traxler and her partner Lincoln Miles began looking for somewhere with a little more space on the Isle of Wight. ‘When we found a bungalow standing in ancient woodland just a short walk from the beach, we fell in love with its setting,’ says Lisa.

The bungalow was typical of Seventies properties on the Isle of Wight, with mock-stone walls, UPVC windows and a concrete-tile roof. ‘Lincoln’s an architectural designer and I’m an artist, so we knew we could do something really creative with the building,’ says Lisa. Lincoln (07931 721172; lincolnmilesarchitecture.co.uk) spent three years planning how to extend and personalise the property without spoiling its woodland setting.

The couple decided to keep the existing two-bedroom building at the core of their new house. ‘We’d grown to love the place,’ says Lincoln. ‘Although many people would have demolished it and started from scratch, we wanted to

build around it.’ They redesigned its layout to create a bedroom for their daughter, Ellie, plus a guest bedroom, a bathroom, a snug and a utility room.

Lincoln also drew up plans to add a timber-clad, three-storey wing on one side of the bungalow and to replace the garage on the other side with a single-storey extension to create an art studio and an office. Once planning


permission had been approved, the family moved into rented accommodation and employed a building contractor. With a tight budget and a timescale of just five months, the couple saved time and money by tackling a lot of the work themselves.

Keen to add some of her own artwork to the house, Lisa (07931 617429; lisatraxler.com) designed an abstract enamel mural for the outside of the extension. Inside, the couple have teamed vintage finds with contemporary furniture for an eclectic feel. ‘Building upwards has given us a new perspective,’ says Lincoln. ‘It’s like being in a giant treehouse.’

‘Building upwards has given us a new perspective. It’s like being in a giant treehouse’



A roof light spans the length of the kitchen-diner, while sliding doors link it to the garden





FACT FILE

THE OWNERS Lisa Traxler and Lincoln Miles live here with their daughter Ellie.

THE PROPERTY A four-bedroom, detached house, formerly a two-bedroom Seventies bungalow, in Binstead, Isle of Wight.

THE COSTS Lisa and Lincoln paid £270,000 for the bungalow when they bought it in 2006. They spent £250,000 on remodelling it in 2009, drawing the plans and doing a lot of building work themselves – a similar project would cost around £600,000.

AFTER

Wooden cladding, walnut window frames and a slate roof help the original bungalow fit in with the extensions at either end



PHOTOGRAPHS SPENCE WILLARD

FOCUS ON EXTERNAL CLADDING

For Lisa and Lincoln, blending the house into its woodland setting was an important part of the project. The bungalow and studio are clad in horizontal larch boards, while the three-storey extension has a combination of vertical cedar and agricultural cement boards.

- The original bungalow and the single-storey extension are covered in charred Siberian larch. 'The simple horizontal timbers form ledges, which cast shadows and allow rainwater to drip off,' says Lincoln.
- The larch boards were burnt before they were used as cladding, as the carbonising process releases



Cedar cladding blends the build with its scenic woodland setting

- resins that form a protective lacquer, making the wood resistant to insects.
- To tie in the cladding with its surroundings, the blackened surface imitates the tree bark in the nearby woodland. Lisa also coated the cement board in cow manure and live yoghurt to encourage the natural growth of lichen and moss.





BEFORE

The original basement was dark and dingy, and was used as a garage for storage

‘We converted a basement store’

Caroline Shortt and Billy Cheeseman gave up their small, damp storage space to gain an extra living area with a new glass structure

Visitors to Caroline Shortt and Billy Cheeseman’s home often initially think that it’s a small, single-storey bungalow. ‘They assume it’ll be cramped inside, then they see the stairs leading down to the lower-ground floor and realise there’s more to it than first meets the eye,’ says Caroline.

Situated on the outskirts of a pretty Devon village, the former coach house was built into a hillside, with living accommodation on the ground floor and a damp, dark basement below, which originally housed a coach and horses.

‘When we viewed the property in 2009, the basement was used as a garage for storage, but we could immediately see the potential to extend downwards and make a much larger house,’ explains Caroline, director at BARC Architects (01392 435051; barcarchitects.com).

The couple began a three-year building programme to double the living space by converting the basement into an open-plan kitchen,

dining and living area, with a wall of sliding glass doors leading to a courtyard garden. Removing the old garage door would allow a single-storey, pop-out glass bay window to be built, clad in cedar boarding.

Planning permission wasn’t necessary for the conversion as it was all carried out under permitted development, and, being a builder, Billy

was able to do virtually all the work himself. Work to the lower floor was completed in June 2011, so the couple then set about remodelling the ground floor.

The former living room was to become a main bedroom with en suite, and the small kitchen

a luxurious family bathroom, while the old bathroom was demolished to create a new hallway and stairs.

Throughout the project, the couple stayed living in the property. ‘Replacing the boiler meant we had no heating in winter, and I’ve never been so cold,’ says Caroline. ‘We virtually rebuilt the whole house, but it’s been worthwhile to create such a fantastic home.’

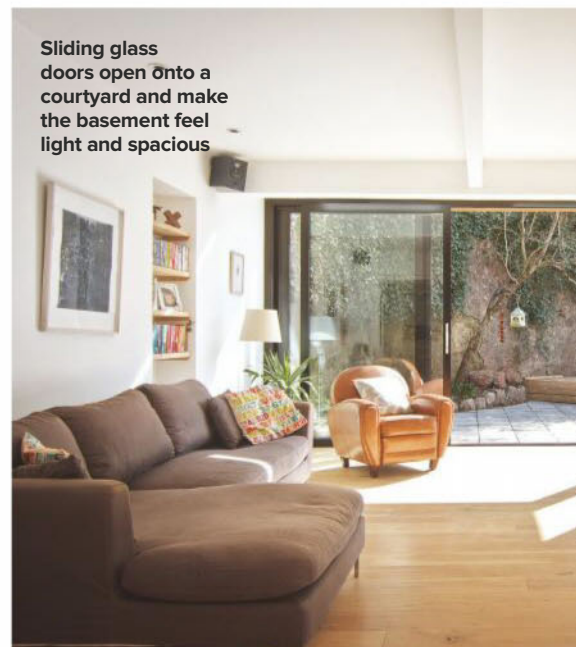
‘The glass doors have turned the basement into a lovely, bright area where we can all relax’



AFTER

With a bay window and cedar cladding, the basement is now a stylish kitchen, dining and living area

Sliding glass doors open onto a courtyard and make the basement feel light and spacious





FACT FILE

THE OWNERS

Caroline Shortt and Billy Cheeseman live here with their son, Robin.

THE PROPERTY

A 19th-century, three-bedroom house in Holcombe, Devon, which was originally used as a coach house and stables to a Victorian manor.

THE COSTS The couple paid £195,000 for the bungalow in 2009. They spent £100,000 converting and renovating the property.



“Windows and doors with a black profile are ideal for making a contemporary statement with glazing”

JOHN OGILVIE, MANAGING DIRECTOR, NETWORK VEIKA

FOCUS ON ADDING A CLOAKROOM

An unusual feature of the house is the lower-ground cloakroom, which was previously an outside loo under a brick-vaulted arch. This has been incorporated into the main house, and the walls and curved ceiling have been attractively clad with cedar wood.

● ‘This part of the house is completely underground, beneath the raised patio, so there’s no conventional roof,’ explains Caroline.
● To make the outdoor loo usable, the couple installed a damp-proofing membrane,

100mm of insulation and a layer of studwork internally, followed by the cedar cladding. The tanking system includes a drain that runs around the perimeter of the basement, which means that, despite its low position, water has a place to run off.
● Underfloor heating has been installed and the rear wall is papered in a striking tree-motif wallpaper, framed by strip LED lights, which create an ethereal effect in the tiny room and hark back to its origins as an outdoor space.




An outside loo was incorporated into the basement to create a cedar-clad cloakroom

PHOTOGRAPHS JAMES LAWLEY/BARC ARCHITECTS

Ideal Home

FREE WITH THE MAY 2016 ISSUE. NOT FOR RESALE



In association with

آموزشگاه انعکاس منبع جدیدترین اطلاعات، مقالات و دوره‌های آموزشی دکوراسیون داخلی

 Enekas.Academy

 Enekas.Academy

