

BEST FOR TIPS, VALUE & STUNNING DESIGNS

Chinese dragon to test your skills



THE WORLD OF CrossStitch

Britain's No.1

www.cross-stitching.com

178 EASY-TO-USE PATTERNS, IDEAS & ADVICE

ALL THE BEST DESIGNERS INSIDE

£1,325+ prizes*
*UK ONLY

WIN TICKETS, KITS & MORE!



PLUS MOTHER'S DAY CARDS P.76



SO PRETTY!
BEAUTIFUL blooms!



* Colourful fish * Wall art for kids * Cuddly koalas * Spring florals *



Blue & white style!

آموزشگاه انعکاس منبع جدیدترین اطلاعات ، مقالات و دوره های آموزشی هنری

Enekas.Academy

Enekas.Academy





Be inspired...

*Thread up your needle and delight in our
easy-to-use patterns, perfect for beginners
or more experienced stitchers alike*

آموزشگاه انعکاس منبع جدیدترین اطلاعات، مقالات و دوره‌های آموزشی هنری

 Enekas.Academy

 Enekas.Academy



Welcome

Spring has sprung! The flowers are starting to peek through and the garden is full of birdsong. We've packed this issue with **fresh new projects** to herald the start of spring. The star of the show is Claire Comerford's oh-so-pretty **bouquet of daffodils** (p10) – sure to bring the brighter weather into your home.

Continuing the springtime theme, we have a set of two **topiary designs** from Amanda Gregory (p72). Make a beautiful hanging featuring a tall hedge with a pop of yellow colour, or a quick-finish floral card.

This issue is filled with **cute characters** that can be made up into the perfect Mother's Day gift or card – there's a collection of sweet card designs and gift tags on page 76, we're reunited with best pals **Mittens and Cyril** (p20), there's a trio of sweet animals on page 59, and **Cookie Bear** returns in a delightful greeting card design in our free gift.

If you want to take your stitching to the next level, then our Stitcher's Challenge is an intricate **Chinese dragon design** by Lesley

Teare (p26) and don't miss the **cuddly koala portrait** on page 84 to truly test your skills!

Happy stitching,

Hannah

The World of CrossStitching



10



84



62



72



Meet some of our designers...



JENNY VAN DE WIELE

Jenny's bright hoop designs are a brilliant beginner project and will make a fun decoration for any kid's bedroom. See page 68.



RHONA NORRIE

Inspired by Delft pottery, Rhona has created a stunning blue and white Design Library on page 47, filled with motifs to make cards, gifts and mini home décor makes.



AMANDA GREGORY

Bring the outdoors in with Amanda's gorgeous topiary floral gift set – the perfect springtime gift for a green-fingered friend. See page 72.

MUCH MORE THAN A MAGAZINE...

APPS TO GO!

- ✗ Here at *The World of Cross Stitching* we're proud to be online! Download our apps at the Apple newsstand, Google play, Zinio and on Amazon for Kindle Fire
- ✗ Join in daily chat on our Facebook group – go to www.facebook.com/TheWorldofCrossStitching and click 'like' today!
- ✗ On Twitter? To catch all of our behind-the-scenes info, follow @WOXCrossstitch



Cross stitch gets digital!
Don't miss out on any stitichy fun – get WOXS for your gadgets

Contents

We bring you all the best projects, advice, news and offers for the month ahead!

**YOUR
FREE
GIFT!**

Turn to
page 8



Stitch this adorable Cookie Bear greeting card kit

© Design by Gill Cooper via Image Source 2018

Free gift available with print edition only. Overseas gift(s) may vary



26 CREATE AN INTRICATE DRAGON DESIGN

**Subscribe
and save
money**

Turn to
page 44



**CHOICE 1
Worth
£27.49**

**CHOOSE A
TREAT:** 'Love
Heart' kit OR 'Love
Tree' kit! **PLUS** a
super discount –
SAVE 23%

**CHOICE 2
Worth
£28.49**

Subscription offer available to
new UK subscribers only and
with print edition only

Projects

- 10 In full bloom**
Stitch a spring bouquet of flowers
- 20 Sweet like roses**
Enjoy the adorable Mittens & Cyril
- 26 Power and nobility**
An intricate Chinese dragon design
- 38 The cat's meow**
Delight at our feline-themed ABC
- 47 Design Library: Blue & white**
Delftware-inspired motifs for you
- 59 Pretty posies**
Stitch a trio of sweet animal cards
- 62 Catch of the day**
Colourful Portuguese-style fish
- 68 Adventure awaits**
Fun hoop designs for beginners
- 72 Keep it neat**
Gift these elegant topiary designs
- 76 You're the best**
Cards and tags for Mother's Day
- 84 Hanging down under**
Bring a koala duo to life in stitches



76 SEND A LOVELY MOTHER'S DAY CARD

The World of Cross Stitching (ISSN 1460-1970) (USPS 015-630) is published 13 times a year (monthly, with a Christmas issue in November) by Immediate Media Bristol LTD, 2nd Floor, Tower House, Fairfax Street, Bristol BS1 3BN, UK. Distributed in the US by NPS Media Group, LLC, 2 Corporate Drive, Suite 945, Shelton, CT 06484. Periodicals postage paid at Shelton, CT and additional mailing offices.
Postmaster: Send address changes to The World of Cross Stitching, PO Box 37495, Boone, IA 50037-0495

93
NEW
DESIGNS



68 RUSTLE UP BRIGHT
HOOPS FOR KIDS

20 STITCH THESE
SUPER-SWEET FRIENDS



Fun & advice

- 6 Meet our guests**
Say hello to this month's panel
- 16 Your letters**
Stitchy gossip & photos from you
- 24 Best buys**
The latest products, kits & offers
- 33 Ask the experts**
Our pros solve your queries
- 46 Out & about**
Stitching events, clubs & classes
- 82 Crossword**
Win exclusive Furry Tales prizes
- 83 Competitions**
Kits and show tickets to be won
- 90 Stockists**
Suppliers of everything in the mag
- 91 Back issues**
Missed a copy? Order it today!
- 93 Reader story**
Stitching as a therapeutic hobby
- 94 Next month**
What's coming in issue 266?
- 96 How to stitch**
Beginners start here
- 98 Our stitching world**
Catch up with our team!



47 DESIGN LIBRARY:
DELFT BLUE INSPIRED

38 ENJOY THIS PLAYFUL
CAT-THEMED ABC



Win!

OVER
£1,201 OF
PRIZES
WILL BE
WON!

See page 83 to
enter & be lucky



- ✘ Get a sneak preview
- ✘ Appear in the magazine
- ✘ Receive a stichy gift

Meet our guests

Get to know this month's reader panel, and look out for their favourite projects throughout the issue



Michelle Lewis

is a beauty sales rep from Lancashire

How did you start stitching?

I started stitching 15 years ago when I was a care assistant and a lady introduced me to stitching.

Fave cross stitch designer?

Bothy Threads – I especially adore their fairy-tale range.

Who do you like to stitch for?

I love to stitch for my children.

Favourite design in WOXS?

I loved all of the projects in issue 250, especially 'Prancing Pony'.

Proudest stitching moment?

My proudest moment was presenting my father with a Titanic piece I made him for his 60th birthday. Sadly, he passed away last year so now it has been returned to me where it hangs proudly on my wall.



"French knots drive me mad"



Keryn Rivett

is studying and from Australia

Fave stichy project?

I really enjoyed stitching 'Four Geishas' by Joan Elliot – the colours and patterns were beautiful.

Fave WOXS design?

I love 'Ocean Beauty' from issue 259! I snorkel at our local beach and seahorses have weaved in between my fingers!

What is your idea of cross stitch heaven?

Stitching for hours, but not feeling guilty about not doing other things!

What do you love most about stitching?

I call it drawing with threads. I never cease to be amazed at how stitches and threads can create intricate art.

Best stitching compliment?

My craft girlfriends are just lovely and so encouraging.



"I stitch for people I love"



Melanie Hughes

is retired and from Canada

Favourite designer?

I really like Teresa Wentzler, Amy Stewart and Gorjuss. My stash is varied and extensive.

What is your idea of cross stitch heaven?

Everything would be free and I would never make any mistakes. We can dream, right?

Favourite recent design?

My favourite design is 'Ocean Beauty' by Lesley Teare in issue 259. I love the colours and the look of this design.

Proudest stitching moment?

Finishing the 'All Dogs Go to Heaven' pattern for my friend. Her dog was very ill so I wanted her to have it before he passed away.

Best compliment?

My mum was astounded by 'Tulip Trio' that I stitched for her. She thought it was a painting!

"It's exciting to start a new pattern"

We need you!

To be on the panel, email readerpanel@cross-stitching.com – tell us your name, where you're from and include a good quality photo of yourself. Every panellist gets a preview of the magazine and a gift worth at least £30!



Gift worth £33!

THANKS! This month's panel members each get a bundle of thread goodies from Madeira worth £33 in total, including a fab thread cutter and five packs of metallic threads in various colours!

Order your copy today!

Go on the cross stitch trip of a lifetime

Ultimate CrossStitch Travels

Only £8.99 inc p&p



Ultimate CrossStitch Travels


Vol 16 2018 £8.99

255 charts FOR ONLY £8.99



DESIGNS YOU'LL LOVE TO STITCH

- ✦ Traditional British seaside themes
- ✦ Exotic beaches
- ✦ Vintage postcards
- ✦ Travel-inspired gift ideas



This inspiring collection includes over 255 charts, featuring thrilling holiday scenes to spark memories of travels abroad and at home.

With 255 charts inside this special issue, you are on course to discover a cross stitch paradise, from relaxing retreats and tropical islands to British seaside scenes and camping holidays to stitch, plus lots of fun travel-themed gifts and cards for family and friends.

Inside this issue:

- ✦ Traditional British seaside scenes you'll love to give as cards, pictures and gifts
- ✦ Beautiful vintage postcards – you won't be able to stop at just stitching one!
- ✦ Exotic islands, a Paris scene, a sun-drenched village – the world's your oyster!
- ✦ Travel-inspired gift ideas for globetrotters
- ✦ Scenes from London, Rome, Paris and New York to stitch and hang in your home

Your favourite designers

- ✦ Lucie Heaton
 - ✦ Jenny Barton
 - ✦ Emma Congdon
 - ✦ Margaret Sherry
 - ✦ Jody Rice
 - ✦ Maria Diaz
 - ✦ Carol Thornton
 - ✦ Lesley Teare
- and more!

Let us take you on the cross stitch trip of a lifetime!

Order your copy now!

CALL 03330 162 138 and quote 'Ultimate Travel PRINT 1'

ONLINE www.buysubscriptions.com/craftspecial

Lines open weekdays 8am to 6pm and Saturday 9am to 1pm.

آموزشگاه انعکاس منبع جدیدترین اطلاعات، مقالات و دوره‌های آموزشی هنری

Your FREE gift!

You'll love stitching this oh-so-sweet Cookie Bear greeting card kit – perfect for any occasion

Cookie Bear key

✕ Cross stitch in two strands

∩	white
■	black
●	dark tan
N	tan
b	light tan
s	cream
◡	light pink
A	pink
♡	dark pink

✕ Half cross stitch in two strands

3	dark pink
---	-----------

✕ Backstitch in one strand

—	black
---	-------

STITCH COUNT 35 high x 25 wide

DESIGN AREA 14 HPI (28-count evenweave) – 6.5x4.5cm (2½x1¾in)

This design was stitched using stranded cotton from your coverkit

Stitch for any occasion

Factbox

- ✕ **Stitching Time**
Approx. 4 hours
- ✕ **Type of Stitches**
Cross stitch, fractionals, half cross stitch, backstitch
- ✕ **Ease of Stitching**
Beginner



Inside your kit...

To help you sort your threads, here is a list of the colours and number of lengths inside your free kit:


white x 1	light pink x 2
black x 2	pink x 2
dark tan x 2	dark pink x 2
tan x 4	
light tan x 3	Total: 20 lengths
cream x 2	

© Design by Gill Cooper via Image Source 2018


How to...

mount your aperture card

1 After you have gently washed and pressed your finished cross stitching, carefully trim around your stitched piece with a pair of sharp fabric scissors. You'll want to leave a border of at least seven squares of aida around Cookie Bear, as this will make it much easier to stick onto the card.



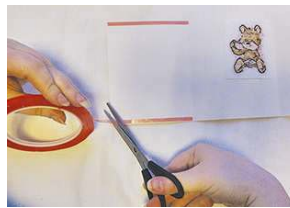
2 Next, turn the card over and stick strong double-sided tape all around the edge of the aperture. We use this strong tape, sometimes called 'redline' tape due to the red plastic backing film. Don't be afraid to use plenty of it, as it's important to make sure your stitching is secure.



3 Place the card aperture over your cross stitched piece. Make sure the edges of your design are evenly spaced in the aperture, as you'll want Cookie Bear to be nice and central. When you're happy with how it's positioned, insert a few pins into the fabric to mark the aperture edges.



4 Add more of the strong double-sided tape to the extra card flap and then carefully stick it to the back of the card aperture to secure your stitching inside. Glue is best avoided as it can cause the card to pucker. Then send your finished make with love to someone special!



Meet the designer



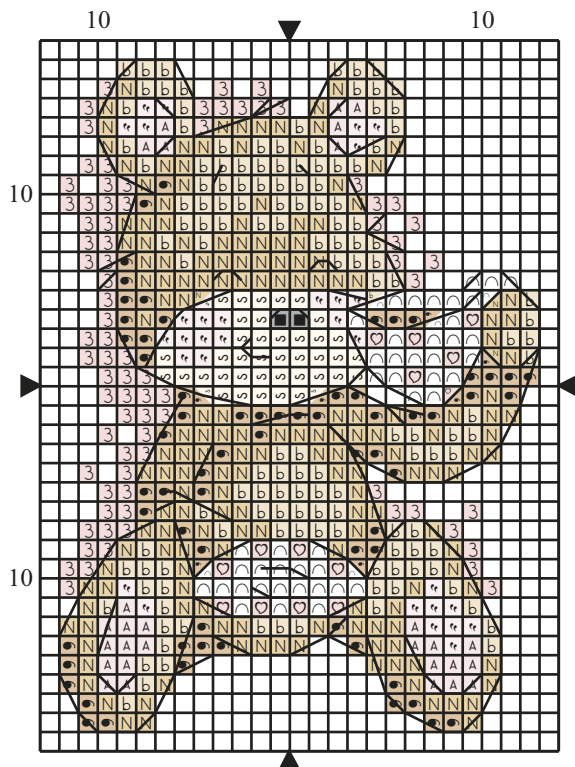
GILL COOPER

"I have so much fun creating Cookie Bear designs – he's such an adorable character! Sipping tea and eating cake, Cookie Bear can't wait to wish your lucky recipient a very special greeting! It'll be a treat for you to watch this lovable bear come to life with each stitch!"

NEXT MONTH: SPRING BIRDIE!

Don't miss out on next month's free spring birdie greeting card kit! Get to the shops on 22 February to pick up your copy of issue 266, or subscribe and the mag will be delivered to your door. Find this month's fab money-saving subscription offer over on page 44!

Turn to page 44 to subscribe



LEELA, DESIGNER

"Cute stitches are always fun to do but Cookie Bear really is irresistible! I think this card would be simply perfect for my tea-drinking friend's birthday next month. This is such a quick card to cross stitch!"

DESIGN BY **CLAIRE COMERFORD**

In full bloom

Shake off those winter blues and brighten up your day with a bouquet of spring sunshine



For many gardeners, spring is their favourite time of year. After those long winter months, seeing carefully planted bulbs sprouting tiny green shoots from the earth is a sign that warmer weather – and the first flowers of the season – are on their way.

If you miss that subtle signal, however, don't worry – one particular species of flora will soon be trumpeting its arrival! Cheery and colourful, the delightful daffodil is Britain's quintessential spring flower, and is captured here in lifelike detail alongside a selection of seasonal favourites. From each carefully shaded petal down to the stems submerged in water, every aspect of this radiant

Factbox

- ✦ **Stitching Time**
Approx. 35 hours
- ✦ **Type of Stitches**
Cross stitch, fractionals, half cross stitch, backstitch, French knots
- ✦ **Ease of Stitching**
Intermediate

Stitch realistic detail

still life has been perfectly captured in a variety of different stitches. Using fractionals, French knots and more, in an uplifting selection of thread shades, you'll be able to grow your own version of these beauties – no green fingers needed! ➤



Meet the designer

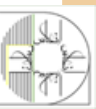
Claire Comerford


Filling a vase with freshly cut flowers is an easy way to give your home an instant lift. Adding vibrant colour and beauty, I'd love to have them on display all year round, and now I can!

BRIGHTEN
UP YOUR
HOME



Stitch a floral display that's so realistic, even the bees and butterflies won't be able to tell the difference!





Daffodil Vase key

✕ Cross stitch in two strands

	DMC	Anchor	Madeira	
∩	blanc	2	2402	white
∇	164	240	1209	very light green
●	208	99	804	very dark lilac
⊕	209	98	803	dark lilac
I	210	108	802	lilac
e	211	342	801	light lilac
○	307	289	104	yellow
■	310	403	2400	black
☾	341	117	902	violet blue
J	415	398	1802	grey
★	444	291	106	dark yellow
—	445	288	103	light yellow
●	741	304	202	dark tangerine
●	742	303	114	tangerine
*	762	234	1804	pearl grey
b	775	1031	908	light blue
♥	900	326	208	orange
⦿	927	848	1709	petrol blue
z	928	274	1001	light petrol blue
◆	986	246	1404	dark green
§	987	244	1403	green
∨	989	241	1401	light green
↗	3350	42	603	dark rose pink
A	3354	36	2610	pink
↖	3731	76	506	rose pink
w	3733	75	605	light rose pink
K	3747	120	901	light violet blue
t	3756	1037	2504	baby blue
P	3841	9159	909	blue

✕ Half cross stitch in two strands

⊞	932	1033	1710	delft blue
я	3752	1032	1708	light delft blue

✕ Backstitch in one strand

—	3799	236	1713	dark grey
---	------	-----	------	-----------


✕ French knots in one strand

●	211	342	801	light lilac
---	-----	-----	-----	-------------


STITCH COUNT 122 high x 108 wide

DESIGN AREA 14 HPI (28-count evenweave) – 22x19.5cm (8¾x7¾in)

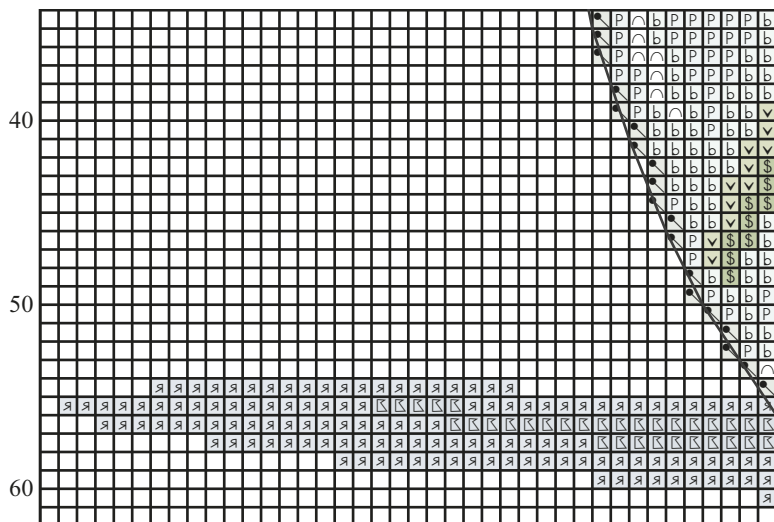
This design was stitched using DMC stranded cotton



Daffodil Vase chart (top left)



Daffodil Vase chart (top right)



Daffodil Vase chart (bottom left)

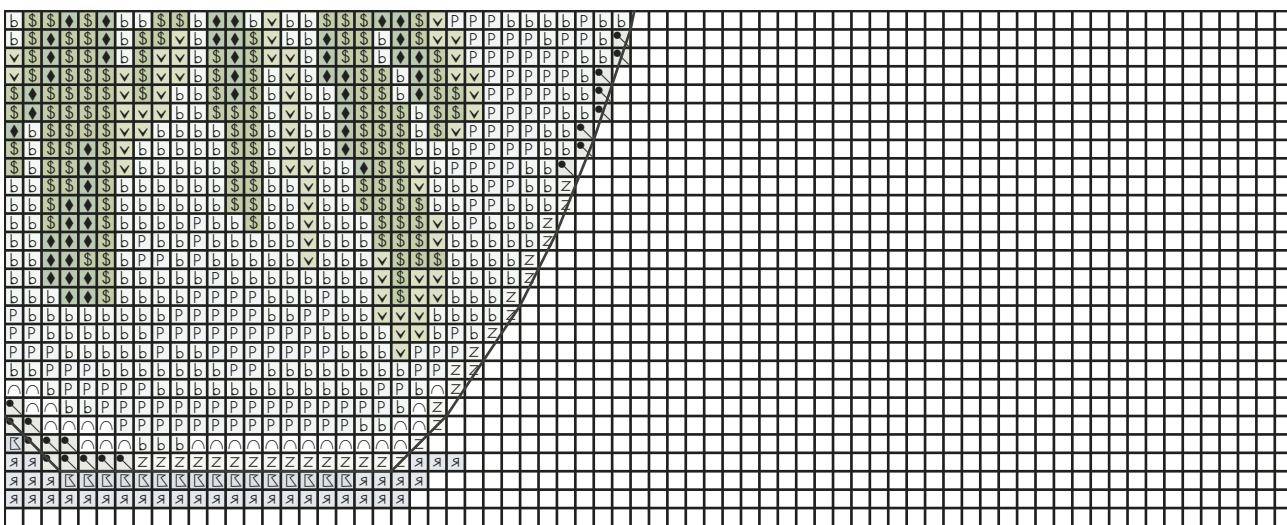


TOP TIP
Use a mount in a matching shade to add a pop of colour to your finished piece



Michelle READER PANEL

“ The bright colours in the Daffodil Vase design by Claire Comerford make such a pretty picture. I would love to stitch this for my mother-in-law – I think she would be delighted to receive it. ”



Daffodil Vase chart (bottom right)



Shopping list

- ✕ Zweigart* 14-count white aida measuring 40x35cm (15¾x13¾in)
- ✕ Stranded cotton as listed in the key
- ✕ Size 24 tapestry needle
- ✕ Frame of your choice with a minimum aperture of 25x22cm (9¾x8¾in)


Thread & fabric cost
Approximately £35

*For stockists see page 90



APERTURE CARDS

- For Every Occasion -



Craft Creations

www.craftcreations.com

crossstitch^{UK}

Lets get the world stitching

Cross Stitch,
Needlepoint & Tapestry
kits for every ability.

Use discount code: **LOVE**
For an extra 13% off

Visit us at:

CROSSSTITCHUK.COM

Free UK Delivery for all orders over £40.00



ZWEIGART[®]

THE needlework fabric



ZWEIGART

Fabrics

3609 Belfast


3835 Lugana

3984 Murano


3256 Bellana



4093



4082



4094



448

MacStitch & WinStitch

Cross Stitch software for Macs and PCs
from Ursa Software

2018 Editions Available Now!



Prices from £20 to £40

ursasoftware.com

FREE
CHART



2 threads: back stitch, stek stitch, cross stitch, straight stitch, french knot, satin stitch
DMC: 08, 20, 21, 22

For stockists contact:

آموزشگاه انعکاس منبع جدیدترین اطلاعات، مقالات و دوره‌های آموزشی هنری

Enekas.Academy

Enekas.Academy

Your letters

We love to see what you've been stitching and hear your news, so send in your photos, letters and tips today!



SUE

HANNAH

LEELA



Star Letter

BEAUTIFUL BLOOMS

Thought I'd share my stitching with you all, even though I may have done it the wrong way round!

I found the frame and fell in love with it but the challenge then was to find something that would fit inside it! Cue *The World of Cross Stitching!* After looking through the Design Libraries in my back issues, I came across the perfect design from issue 217!

I'm really pleased with the end result.

Kim White, Co. Durham

Hannah: *What a lovely finished project, Kim. We love the idea of finding a frame first, then looking through back issues for a design to fit. Our Design Libraries are handy for small motifs like this one.*



Beautiful blooms
Kim found a frame but then needed to fill it!

Intricate details

I have just finished my latest cross stitch project, 'The Gypsy Queen' by Mirabilia Designs*, and wanted to share it with you. I really enjoyed all of the beading and gold thread, and although it was very challenging I am not sure if the next cross stitch project can top this one.

Nadine Thomas, via email

Leela: *Wow! What a stunning design, Nadine! I can see why you wanted to share 'The Gypsy Queen' with us. We're glad you enjoyed working with beading and gold thread – these are techniques that I find tricky with my stitching!*



Intricate details
Nadine enjoyed the beading and goldwork

Win!

Our Star Letter writer wins this new range of cross stitch kits by Genny Haines called 'Three Little Pigs', and a 'Bouncing Buddies' chart pack, all from Goldleaf Needlework*.

Prize worth £54!



MORE:

Visit www.goldleafneedlework.co.uk

WRITE TO US AT: Letters, The World of Cross Stitching, Immediate Media Co, Tower House, Fairfax St, Bristol BS1 3BN

Speedy stitching

I recently donated a prize of a personalised cross stitch design to a local fete. The winner was delighted, and asked if she could have the mermaid design I offered stitched with the letter 'G'. She also asked if she could have it finished in time for her daughter's birthday which was in 18 days!

Here I am on day 18 with the completed design, ready to be gifted to the winner.

Julie Moore, via email

Sue: *That's such a lovely idea, Julie, to offer a personalised cross stitch design as a prize. It must have been challenging to stitch the piece so quickly, particularly with all of the intricate beading worked into the design. I'm sure the winner's daughter was thrilled to receive such a thoughtful, personalised gift.*



Speedy stitching
Julie had to stitch extra fast to finish the design in time for the winner



QUILTING MASTERPIECE

I thought that your readers might like to see the cross stitch picture that I recently finished. I like to learn new things and as I developed my cross stitch skills I quickly progressed to Paula Vaughan's complex 'May' quilt design which I worked on 28-count linen and which contains 62 shades of threads!

I know that I like to see what other readers of *The World of Cross Stitching* have been working on, so I hope that you too will enjoy seeing the results of my efforts.

Josephine Keading, Arley

Hannah: *What a masterpiece, Josephine! I love Paula Vaughan's nostalgic designs. This pattern is from the 'Quilts for all Seasons' cross stitch collection which captures the beauty of each month of the year. Stitching on linen, as you have done, adds to the feeling of nostalgia in this design.*



Quilting masterpiece
This nostalgic quilt design captures the month of May

In loving memory

I just wanted you to see my project that I've stitched for my brother and sister-in-law for their 10-year-old Staffordshire bull terrier named Zac. Sadly, Zac passed away recently and my picture has brought them great comfort at a time when they miss him terribly. They say the likeness to when Zac was younger and in top form is uncanny and I captured his essence so completely.

Our stitching sometimes has a greater purpose than even we who do the stitching realise. I feel blessed that I've been able to give them a memory to keep to remember Zac, who they loved so much.

Lynn Hind, via email

Leela: *A truly heartfelt piece. We're so glad your stitching has brought comfort to your family, Lynn.*

In loving memory
Lynn's stitching brought comfort to her family after their dog passed away



Perfect Present



Family stitching
Lane's sister loved receiving this piece for her 50th birthday

FAMILY STITCHING

In the 'Best Buys' section of issue 259 you featured 'Jewels of the Orient' by Dimensions Gold Collection*. Here is my recent finish of this design which I completed for my sister's 50th birthday. This kit stitches beautifully and the colours really complement each other. I enjoyed every moment of it and would happily stitch it again.

I am really proud of this project and my sister loved it too. She is the person who taught me to cross stitch 25 years ago when I was 10, so it was a special thing between the pair of us.

I love my subscription and will look forward to the next issue.

Lane Line, via email

Sue: *It's so nice that you and your sister share a passion for cross stitch – it's fitting that you stitched a design as her birthday present. I can see why she loves it, this is a truly stunning piece!*

EMAIL US AT: letters@cross-stitching.com or join our Facebook group at www.facebook.com/TheWorldofCrossStitching

آموزشگاه انعکاس منبع جدیدترین اطلاعات، مقالات و دوره‌های آموزشی هنری

 Enekas.Academy

 Enekas.Academy



A warm glow
This is Ute's first project for herself

A warm glow

I don't usually like pictures of myself, but a friend has taken this one showing me with my newest project, 'Friendship Cottage', designed by Thomas Kinkade. I've made so many cross stitch pictures and cards for friends and family, but never something for myself. This one is mine! I like the warm glow of the windows and the colourful flowers and trees in this design. It's so beautiful, it makes me smile. It helps me to cope when I'm at home and in pain due to my illness. Thank you for all the love and work you put into your magazine. I'm living in Germany, but I always circle the day on the calendar when a new issue of the magazine is available.

Ute Neuenfeldt, via email

Hannah: *Thanks so much for sharing your finished project with us, Ute, and for including a picture of yourself! We always love seeing our stitchers with their work.*

I agree with you – I love to stitch for friends and family, but between birthdays, weddings and Christmas, I struggle to find time to stitch for myself. I love this design by Thomas Kinkade and you've done a fantastic job at stitching it!

A stitchy reputation

My mum is crazy about cross stitching and has hundreds of issues of *The World of Cross Stitching*, so it is safe to say she is a cross stitch fanatic! She's been making cards for friends and family for various occasions, but recently many people have been requesting personalised ones for themselves. My mum never copies the exact designs – she gets the idea and edits them on graph paper, which she loves doing.

The dining table is full of her work, which is annoying when trying to have dinner, but the best thing of all is how strict she is when it comes to using her 'cross stitch scissors'!

Thank you so much for your help and support and I hope you like my mum's cross stitch work.

Jehaad Khalid, via email

Sue: *Thanks for sharing your mum's work with us, Jehaad. It looks like she's created a fab collection of personalised designs.*

A reputation
Jehaad's mum loves to personalise projects



Stunning sampler

Here is my granddaughter Amelia with her birth sampler I stitched for her. It's designed by Vervaco* and was a pleasure to stitch. Amelia is eight months old – I've many more projects planned for her.

Stephanie Riley, Lancs

Leela: *Your granddaughter and her birth sampler are both beautiful, Stephanie! Please do share more of your designs for Amelia with us.*



Ah-ah-achoo
It's worthwhile returning to our UFO projects

AH-AH-ACHOO!

Here is a picture of my latest project. This kit became a UFO (Unfinished Object project) so took a while to finish. My husband bought me this 'Achoo!' cross stitch kit by Dimensions* two years ago. I finally found time to complete it after recuperating from a stint in hospital. It is my favourite design I have ever completed. I hope you like it.

Toni Boyes, York

Hannah: *We love this sweet puppy design by Dimensions. Your project is sure to bring a smile to anyone's face, Toni.*



Stunning sampler
Baby Amelia is posing here with her birth sampler stitched by Stephanie

Subs Stars

WORTH £24.99

Each month we randomly select three subscribers to win a prize as a thank you

This month's winners are:

- ▶ Jane Heasman, Basingstoke
- ▶ Dolores Thomson, Greenock
- ▶ Denise Pounder, Newmarket

Prizes every month!

This issue's Subs Stars will each be receiving this beautiful bloom craft bag – perfect for keeping all your stitching projects safe and sound! To be in with a chance of winning next month, all you have to do is subscribe!

To subscribe turn to page 44

WRITE TO US AT: Letters, The World of Cross Stitching, Immediate Media Co, Tower House, Fairfax St, Bristol BS1 3BN




A cross stitch tip

Here is picture of your free gift in issue 257. I punch holes in the side of the magazine page next to the list of colours and then string the threads next to the colour before I start the project.

Rose Houser, Ohio

Hannah: *What a great idea, Rose! Thanks for sharing your handy tip with us and our readers – this is an excellent way to keep track of your thread shades as you stitch.*



✉ Stitching the bullseye
We're sure Sheila's darts-playing friend will love receiving this design

STITCHING THE BULLSEYE

Here is a cross stitch that I completed for my darts-playing friend. I hope you like it!

Sheila Byers, via email

Sue: *Thanks for sharing your design with us, Sheila – we do like it! I hope your darts-loving friend appreciated the effort you put*

into stitching this very detailed design. It will look fab hung on the wall.

This dartboard pattern is from a Sheena Rogers cross stitch kit and I really like the decorative elements added around the edges of the board – the scores, darts, patterned flights and dart tips.

Taking cross stitch requests

Ever since my four-year-old daughter, Grace, saw me knitting she was forever asking me to make things for her. I then took up cross stitching about a year and a half ago and the same thing occurred! I have stitched several Mouseloft projects for her bedroom and recently I completed this My Little Pony piece. Grace watched it progressing and was so excited each time a pony was completed. I was looking forward to making something for myself but Grace's next order has already been placed for a Disney Frozen cross stitch picture!

Thank you for such an inspiring magazine. I look forward to receiving my copy each month for a good read.

Liz Westrup, via email

Leela: *Your daughter looks so pleased with her My Little Pony picture, Liz! Thank you for sharing it with us. Grace must be so proud to have a mum who can stitch special pictures just for her! We like the frame you've chosen for this piece, it adds depth to the characters and I'm sure it will look fab displayed in Grace's room.*

I hope you're able to find the time to start stitching for yourself again, but it really is such a lovely feeling when your stitching is appreciated by others.



✉ Cross stitch requests
Liz's daughter has kept her busy stitching pictures for her room

If you're included in the photo you send us, holding your stitching, then we'll boost the size of the prize as it's always lovely to see your friendly faces!

SEND US YOUR NEWS

Don't forget to send all your letters and photos in to us!

Email us at:
letters@cross-stitching.com

or write to:
The World of Cross Stitching, Immediate Media Co, Tower House, Fairfax Street, Bristol BS1 3BN

Get in touch on Facebook, too!



Each letter printed only in *The World of Cross Stitching* and not in any other cross stitching magazines will win a crafty mystery prize!

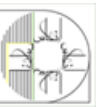


EMAIL US AT: letters@cross-stitching.com or join our Facebook group at www.facebook.com/TheWorldofCrossStitching

STITCH
FOR
SOMEONE
SPECIAL



You won't be able to resist stitching these sweet animal chums - they'll bring a smile to anyone's face!



DESIGN BY **GILL COOPER**

Sweet like roses

Our super-cute friends Mittens and Cyril are back! This adorable scene will make a perfect present



We're pleased to welcome back the oh-so-sweet Mittens the kitten and his bushy tailed friend Cyril the squirrel! With Mittens' paws filled with a beautiful bouquet of roses, we can just imagine Cyril's delight at receiving this gift from his bestest pal.

This sentimental scene is perfect for those with a little experience who want to take their stitching to the next level. A range of techniques are used to create a painterly effect, including half stitches to add subtle shading, fractionals to bring detail to the duo's faces, and backstitch in both one and two strands.

Stitched on 14-count white aida, the final design measures

Factbox

- ✘ **Stitching Time**
Approx. 20 hours
- ✘ **Type of Stitches**
Cross stitch, fractionals, half cross stitch, backstitch
- ✘ **Ease of Stitching**
Advanced beginner/intermediate

Perfect
backstitch
detail

14.5x22.5cm (5¾x8¾in) and will look fantastic mounted in a simple white wooden frame.


Whether making this design for yourself or as a gift for someone special, the adorable pals are sure to brighten up any home. ▶

Meet the designer

Gill Cooper

"It was a joy to create a new endearing scene with Mittens and Cyril. I'm sure you won't be able to resist stitching these cute characters and I hope they bring a warm glow to everyone who stitches or receives them."





Sweet Pals chart (left)

How to...

stitch with light threads

This design uses lots of light thread shades, particularly to stitch Mittens, the flowers and shading. To make sure the softer hues really shine, keep your threads looking their best. We recommend that you always wash your hands before you start stitching and cover up your WIP between sessions to keep the dust off. If you can, add the palest threads last so they don't get grubby while you stitch. Finally, handwash and press the design for the perfect finish.

Keryn READER PANEL



“I would frame this ‘Sweet as Roses’ design in a white shabby chic frame and keep it safe with my other ‘waiting for a great-nephew or great-niece’ projects, along with the crochet baby shawl I’ve made!”



20 30 40 50 60



Sweet Pals chart (right)

“ This cute design will make a perfect gift for any occasion – be it a birthday, anniversary or thank you present. Mittens and Cyril are sure to melt hearts! ”



HANNAH, PRODUCTION EDITOR

Sweet Pals key

✕ Cross stitch in two strands

	DMC	Anchor	Madeira	
∩	blanc	2	2402	white
∨	165	278	1414	light green
\$	166	279	1611	green
■	310	403	2400	black
■	433	357	2602	dark tan
■	434	310	2009	tan
■	435	1046	2010	light tan
☆	743	302	113	yellow
A	819	271	501	baby pink
♥	962	75	609	dark pink
w	963	73	502	light pink
÷	3042	870	2612	mauve
↗	3716	25	503	pink
I	3743	869	2611	light mauve

✕ Half cross stitch in two strands

■	318	399	1801	grey
*	415	398	1802	light grey

✕ Backstitch in one strand

—	310	403	2400	black
—	581	280	1609	dark green


✕ Backstitch in two strands

—	581	280	1609	dark green
---	-----	-----	------	------------

STITCH COUNT 79 high x 124 wide

DESIGN AREA 14 HPI (28-count evenweave) – 14.5x22.5cm (5¾x8¾in)

This design was stitched using DMC stranded cotton




TOP TIP
Before you start, arrange your threads onto a sorter for ease of stitching

Shopping list

- ✕ Zweigart* 14-count white aida measuring 30x38cm (11¾x15in)
- ✕ Stranded cotton as listed in the key
- ✕ Size 24 tapestry needle
- ✕ Frame of your choice with a minimum aperture of 18x26cm (7x10¼in)

Thread & fabric cost
Approximately £20

*For stockists see page 90



Our Best Buys

All the hottest cross stitch must-haves for your shopping list, plus an exclusive offer to make your pennies go further...



Spring is here

CUTE ANIMALS

Goldleaf Needlework* have long worked with talented designer Genny Haines to develop their must-stitch kits, and we just love these new releases that celebrate all things spring! Featuring adorable animals that are just bursting with personality, these designs can be bought as charts or full kits depending on your preference. Collect these to decorate a nursery, or pick your favourite for a stitch that you're bound to enjoy. Shown here are 'Bouncing Buddies – A Cracking Spring Day', which measures 16x11cm (6x4½in); 'Peek-a-boo! The Three Little Pigs', which measures 15x11cm (6x4½in); and 'Cherry Picking! – Buttercup Bunny', which measures 12x12.5cm (4¾x5in).



Spring is here
Choose from the super-sweet Genny Haines range to decorate a nursery



SWAN SONG

Make up your stitzy cushions in style with this Lewis & Irene 'Down by the River – Swan and Heron' fabric, available from SewandSo*. This beautiful fabric is inspired by a country cottage with a calm river meandering at the bottom of the garden while its banks are bustling with life.

Priced at £2.95, per hand-cut fat quarter, the 100% cotton fabric can be used to make all manner of small-scale soft furnishings for your home. The elegant swans and picturesque herons are available on a teal, light grey or pebble background.

Trendwatching... Pretty paisley

This month we're

Traditional style
Choose a floral and paisley oilcloth tote bag from DotComGiftShop*



Delightful stoneware dish
Use this paisley-embossed dish from Liquorice Moon Studios* on Etsy



Wrapped with love
Wrap handmade gifts with 'Pink Paisley' tissue paper from Hobbycraft*

MUST-HAVE MOTIFS

PERFECT FOR BABY

Take a look at this fantastic new release from designer Durene Jones. 'Welcome Baby' is filled with inspiring stitches for new arrivals and children. With over 50 new designs that take advantage of Durene's signature style, you'll be able to create your own personal samplers, cards and gifts from charts that are a joy to stitch. Inside you'll discover teddy bears, cute kids, animals and much more – pick up a copy from Tuva Publishing* at your local bookshop.



WRAP IT UP

If you're looking for a more modern way to finish your cards, try adding some trendy baker's twine instead of ribbon – we especially love this vibrant selection which is available at Pipii*. These shades of teal, sky blue, spring green and more are made of 100% cotton and each roll measures 18-20 metres.



BIRD BOX

Craft designer Angela Poole* has just launched her Etsy site, selling fun and personalised cross stitch designs as instant PDF downloads. 'Sweet Spring Birdhouse', shown here, is our favourite so far – but keep your eyes peeled for her customisable dinosaurs that are likely to be a huge hit with aspiring palaeontologists!

MISS DARCEY

The popular Elegance range by John Clayton for Heritage Crafts* features beautiful female characters with a touch of class.

The newest addition to the Elegance range is 'Darcey' (JLDY1429) – a harpist dressed in a stunning emerald gown! These fantastic kits come with Zweigart fabric, DMC stranded cottons sorted on to numbered cards, a needle, clear charts and instructions. With a finished size of 26.5x39cm (10½x15¼in), the design is perfect for framing above a mantelpiece or giving as a truly special gift.



Miss Darcey
Stitch a kit from the Elegance range as a special gift

READER OFFER


'Herb Garden' and 'The Sewing Room' by Heritage Crafts* are a pair of vibrant designs that hobbyists will love – stitch them for yourself, or give to an enthusiast as the perfect present. Part of the Karen Carter Collection, each kit measures 37.5x10cm (14¾x4in) and comes with Zweigart fabric, pre-sorted DMC threads, a needle, chart and instructions. Both patterns are available at a special discount of 20% off for readers when using the discount code WOX5265 at www.hcrafts.com until 22 February 2018.



SAVE
£££s!

Herb garden
Save 20% off this Karen Carter range – perfect for hobbyists

adding a splash of paisley to our crafts and homes



Paisley papers
Back your card stitching with 'Storyteller' papers from Trimcraft*



Stitch the look
Try this 'Indian Paisley Swirl' kit from Enchanted-Needle*

*For stockists see page 90

DESIGN BY **LESLEY TEARE**

Power and nobility

Bring a touch of magic into your home with this Chinese-inspired dragon design, with striking gold accents

The dragon is a legendary creature in Chinese mythology and folklore dating back thousands of years. It symbolises power and good luck, and makes a stunning piece to stitch and display in your home.

Lesley Teare's design of this noble, legendary animal uses vibrant thread shades to illustrate the dragon's reptile-like scaly body, spiky claws and sweeping tail.

As you enjoy our Stitcher's Challenge pattern for this issue, you'll work whole cross stitches, fractionals and backstitch. This is stitched onto 28-count pearl-flecked white evenweave which, we're sure you'll agree, adds a subtle sparkle to the

Factbox

- ✗ **Stitching Time**
Approx. 50 hours
- ✗ **Type of Stitches**
Cross stitch, fractionals, backstitch
- ✗ **Ease of Stitching**
Intermediate

Practise with metallics

piece. An intricate border is stitched using Kreinik* gold metallic thread to create a truly mystical scene.

Mount in an eye-catching red frame to finish. Follow our simple 'How to' on page 32 to learn how to customise frames to suit your completed designs. ➤



Meet the designer


Lesley Teare

"The vibrant colours found in Eastern culture are so inviting – and they translate exceptionally well to cross stitch. This design is inspired by the dancing dragon from the annual Chinese New Year festivities."

THE WORLD OF
**Cross
Stitching**
STITCHER'S
CHALLENGE

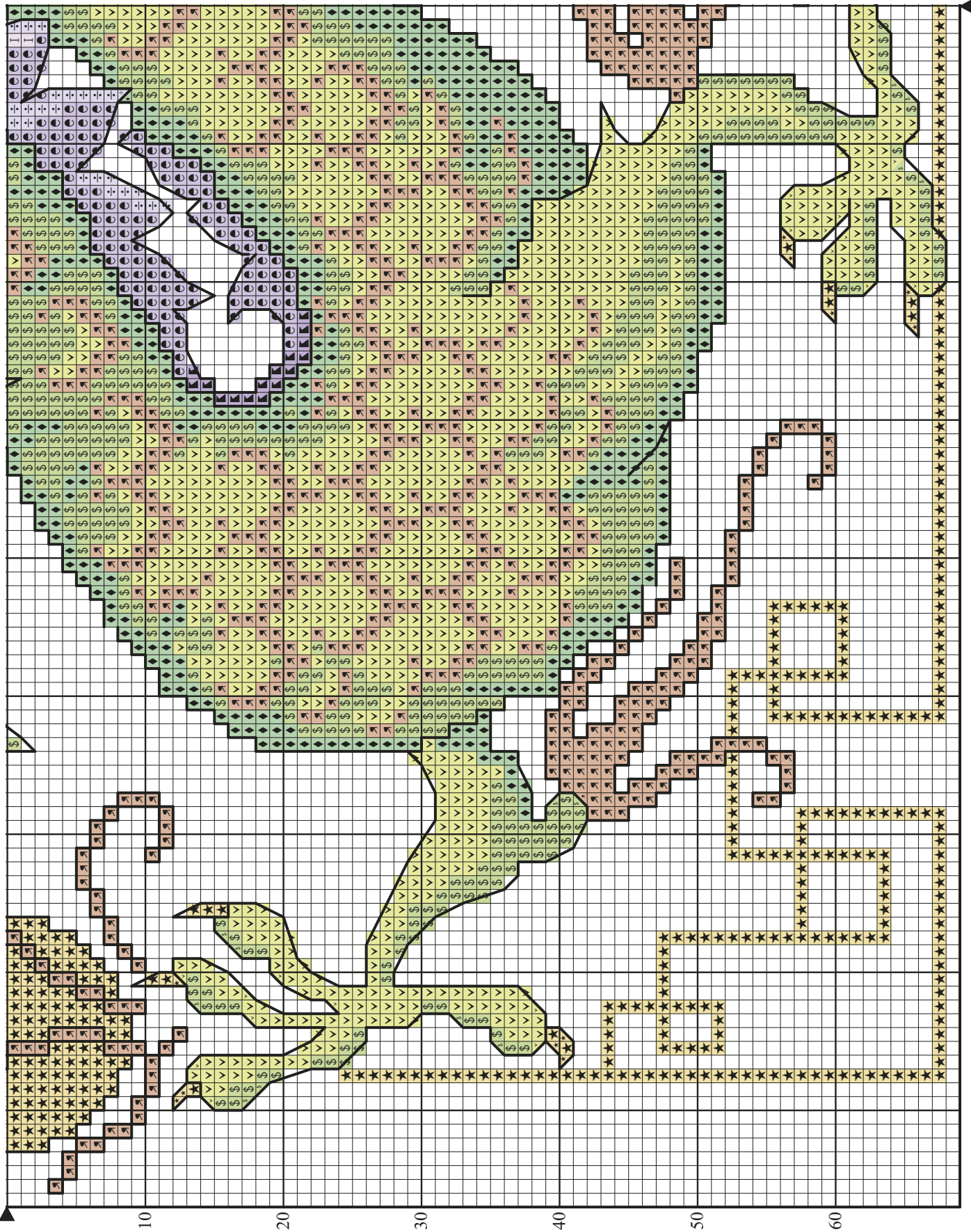


Join in with the Chinese New Year celebrations in February by stitching this mesmerizing masterpiece




Chinese Dragon chart (top left)





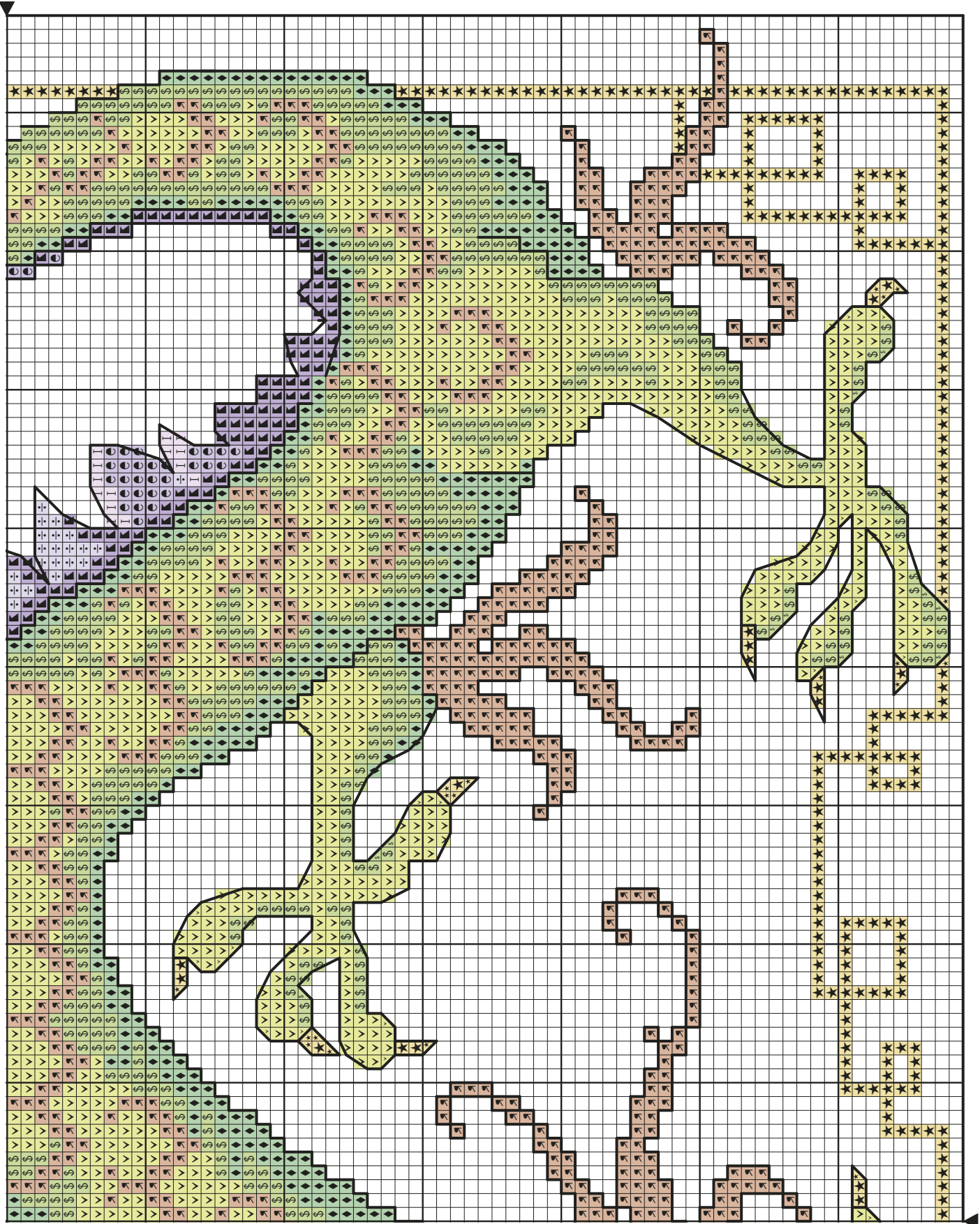
Chinese Dragon chart (bottom left)





Chinese Dragon chart (top right)





Chinese Dragon chart (bottom right)





Shopping list

- ✘ Zweigart* 28-count pearl flecked white evenweave measuring 45x50cm (17¾x19¾in)
- ✘ Stranded cotton and Kreinik* metallic thread as listed in the key
- ✘ Size 26 tapestry needle
- ✘ Frame of your choice with a minimum aperture of 30x36cm (11¾x14¼in)

Thread & fabric cost
Approximately £28

*For stockists see page 90

TOP TIP

When stitching with metallic threads, cut a slightly shorter length of thread than you would normally use and stitch slowly to ensure that the thread lies neatly

Chinese Dragon key

✘ Cross stitch in two strands

	DMC	Anchor	Madeira	
○	blanc	2	2402	white
÷	155	109	902	light purple
I	210	108	802	lilac
■	310	403	2400	black
■	333	119	903	dark purple
◆	700	229	1302	dark leaf green
§	702	226	1306	leaf green
w	721	324	308	orange
☆	744	301	112	yellow
↗	900	326	208	dark orange
✓	907	255	1308	green
↖	919	340	313	terracotta
—	3078	292	102	light yellow
●	3746	1030	2702	purple
●	3821	305	2510	straw
✘ Cross stitch in one strand Kreinik #4 Braid				
★	321J			Japan dark gold
✘ Backstitch in one strand				
—	310	403	2400	black

STITCH COUNT 136 high x 172 wide

DESIGN AREA 14 HPI (28-count evenweave) – 24.5x31cm (9¾x12¼in)

SKEINS NEEDED 2x702 (leaf green), 2x907 (green)

This design was stitched using DMC stranded cotton and Kreinik #4 braid on 28-count evenweave over two threads of the fabric



Keryn READER PANEL

“ My mum loves dragons and I think she'd like this design. Using metallic thread can be challenging, but I find that if you go slow with your stitches, have short thread lengths and talk to yourself a lot, it's fine! ”

How to...

customise your frame

You will need a non-water based paint (such as a latex- or oil-based paint), a paintbrush, primer, and a newspaper. Select a paint colour to coordinate with your stitching – we chose this rich red to compliment the design but gold or green would also work well. Cover your surface with newspaper to protect your table or floor. First, apply the primer to ensure that the proper colour is achieved. Next, paint the wood, taking care to paint in the same direction on each piece of wood so that the finished appearance is consistent. You may need to apply more than one coat of the paint for an even finish. Make sure you allow time for each coat to dry before applying the next. Once the last coat is completely dry, your frame is now ready for mounting your stitching.



Ask the experts

Our panel of professionals are here to help you with your cross stitch dilemmas – however large or small



Fiona Baker

Fiona is our Technical Editor so she's all ready to answer your problems on all things stitch and chart related



Heather Nugent

Heather is our Charting Assistant and is on hand to answer any technical stitching questions you have



Jenny Barton

Design pro Jenny has been creating projects for us for years and is ready to take on your design challenges



Hannah Kelly

All set to hunt down those elusive charts and products, Hannah's here to find shopping answers that you need



Katriel Costello

Stitching guru Katriel has worked in the industry for years, so has ample knowledge to answer any queries

CONTENTS

34 IN THE SPOTLIGHT

Kate from Lakeside Needlecrafts talks SALs

35 WISHES GRANTED

Jenny's designed a Weimaraner for Marian

36 FRIENDLY ADVICE

Help from fellow stitchers on how to stitch neatly

36 TECHNIQUE FOCUS

Choosing thread colours when attaching beads

37 DESIGN ROUND-UP

A collection of kits and charts for cat lovers



Mr & Mrs
You can now buy Tatty Teddy charts from DMC*

Mr & Mrs

Q My friend is getting married soon and I really want to stitch her a Tatty Teddy bride and groom design I saw some time ago. However, I can't buy the kit anywhere now, and have found out that it has been discontinued. Do you know where I can still find the old kits from this range?

Catherine Maidment, via email

A Hannah says: I'm afraid Anchor discontinued their Tatty Teddy licence some time ago, so it's unlikely you'll find these still

available in stores. However, you might still find them from third-party sellers, such as on eBay. DMC* obtained the licence for Tatty Teddy about three years ago though, and now produce their own range of kits including this 'Mr & Mrs' (BL1082/72) design, which could be a great alternative to the one you previously found from Anchor. It measures 25x20cm (9¾x7¾in) when stitched on the supplied 14-count aida, and you could personalise the back of the cart with your recipient's name and wedding date too. I'm sure your bride-to-be friend will love it!

Bead sizing conundrum

Q What size Mill Hill seed beads are used in the 'Fabulous feathers' owl pattern by Shannon Wasilieff in issue 256? When I came to buy them, there appear to be two sizes.

Shiri Cain Hayes, via Facebook

A Heather says: Mill Hill* seed beads only come in the single size of 2.5mm, but there are different types of beads available in their range, including the 2.25mm Magnifica beads and 2mm Petite beads, for example. Some suppliers also sell different sized packets of the beads, to give customers greater choice for their needs, such as 2.85g packs (approx. 250 beads) or 4.54g packs (approx. 500 beads). The owl pattern in issue 256 uses the regular size seed beads, although we'd recommend buying the 4.54g packs, as there are over 250 of each colour used to create this fabulously sparkly owl! ➤



Bead sizing conundrum
It's useful to check how many beads you need for a project before buying the bead packs

In the spotlight

KATE WORTHINGTON, LAKESIDE NEEDLECRAFTS

Join a stitch-along

Q I would love to take part in a SAL but have no idea how I go about it.

Claire Trotter, via Facebook

A **Kate says:** A Stitch-Along (SAL) can be a mystery or a fully shown pattern which is released in stages to form a complete design. It is usually based on a particular theme and varies in the number of parts. There are no deadlines to keep to, so you can stitch at your own pace and start at any time, but before it starts, a part of it may be released as a 'sneak peek' indicating the style and theme. SALs enable a lot of people to work together on a

design, supporting each other with advice and sharing techniques.

Lakeside Needlecraft* work with fantastic designers and create exclusive dyed fabric for each design. Threads are also available as a kit to make it even easier to get started. We have a Facebook SAL group (www.facebook.com/groups/lakesideneedlecraft/) which is a fabulous community, as well as a way for people across the world to enjoy this great hobby together. We have three SALs currently running and one more about to start from designer Durene Jones.



Join a stitch-along
SALs are a fab way to be a part of the stitching community



Red panda hunt
We recently featured a red panda design in issue 264



On the hunt for a red panda

Q I'm looking for a small red panda chart I saw in a magazine some time ago, but I've looked everywhere and can't find the issue or where it came from now. Please could you help me find where I can buy a similar one?

Shainna Baderstadt, via email

A **Hannah says:** This sweet little design from DearSukie* on Etsy is available as a PDF instant digital download for just \$4.80 (approx. £3.55), as part of a set of 'Cute Lion, Red Panda and Giraffe'. The red panda itself measures 6x7cm (2 1/4 x 2 3/4 in) and lists just four DMC thread shades, meaning you should have this little guy stitched up in no time. And what's more, you get a lion and giraffe chart as well, to complete the set! Alternatively, we also featured a red panda in our December issue (264) as our Wishes Granted design. You can find back issues at www.buysubscriptions.com

Lanarte chart needed

Q I was doing a 'Beauty of Asia' kit by Lanarte*, but put it away when I had my baby, and now I've lost the chart for it. I only need to finish the bottom half, so I don't really want to buy the whole kit again just for the chart. Where could I find one?

Kerry Trigg, via Facebook

A **Katriel says:** I'm afraid this pattern is discontinued and is sadly no longer available. However, you could try posting your request in our online forum at www.cross-stitching.com, where you'll find a great supportive community of fellow stitchers. Please remember that making chart copies is prohibited, but if someone were willing to give or sell you the original version, then that's no problem at all.

Madeira spiral packs

Q I wish that I could find the Madeira stranded cotton in the packaging like you send in the free gifts with your mags. I find the packaging fascinating and would like to get it here in the US.

Joseph Bordelon Jr, via Facebook

A **Hannah says:** The Madeira spiral packs are definitely distinctive, enabling easy and tangle-free handling, so I can see why you want to buy more of them. Unfortunately, we don't have stockist information for the US, but check out the Madeira* website for a full list of stockists near you for more information. Or you could always purchase them through third-party sellers, such as eBay, if you don't have a stockist nearby. Always look out for reputable sellers, however, and check the product descriptions carefully to find genuine Madeira threads.

Madeira spiral packs


The Madeira spiral packs do make stitching much easier by the way the thread is wound into the pack



Wishes granted



Request a design and our resident design expert, Jenny, might just chart it for you...

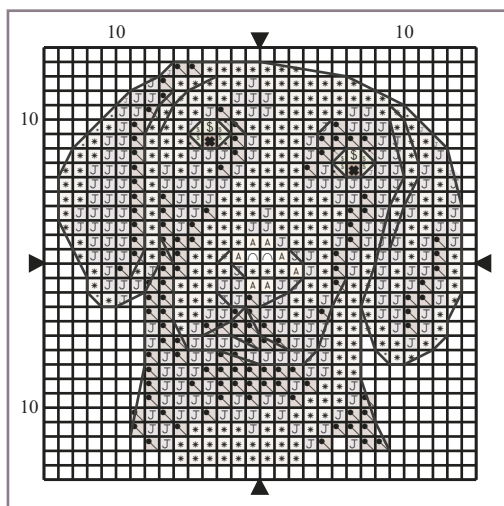


In loving memory
Jenny has created this chart so Marian can remember Monty

Q Dear Jenny, please can you design a chart of my cousin's dog – he was a Weimaraner and recently passed away. Monty was such a loving dog, and it'd be great to have a cross stitch picture of him as I enjoy doing them.

Marian Wilde, West Sussex

A Jenny says: Thanks for your request, Marian. I hope this design resembles Monty. To stitch this chart you'll use whole cross stitches, just a few fractionals and backstitch for the outline.



Weimaraner key

✕ Cross stitch in two strands

	DMC	Anchor	Madeira	
∩	blanc	2	2402	white
⌘	451	233	1808	dk shell grey
J	452	232	1807	shell grey
*	453	231	1806	lt shell grey
\$	523	859	1511	green
A	950	4146	2309	peach
✱	3371	382	2004	brown

✕ Backstitch in one strand

—	3371	382	2004	brown
---	------	-----	------	-------

STITCH COUNT 28 high x 28 wide

DESIGN AREA 14 HPI (28-count evenweave) – 5x5cm (2x2in)

This design was stitched using DMC stranded cotton

Please note: Jenny can only fit in fairly small designs and for copyright reasons she is unable to chart logos, or characters from films and TV.

Stitch-a-pic

Q I have a small religious picture which I would love to have enlarged and work it in cross stitch. Can you tell me who could make me a chart from my picture?

Josephine Pieraccini, via email

A Hannah says: The DMC* 'Stitch-A-Photo' set sounds perfect for this! The kit contains an order form and envelope for you to send a copy of your picture to DMC, and as long as your image in

question isn't copyrighted, they will convert it into a chart to your requested size.



Stitch-a-pic
This DMC kit enables you to stitch your favourite photo or picture



Festive stitches
Stitch the adorable duo with this Dimensions kit

Adorable festive stitches

Q I've been looking for a pattern with some animals curled up together in a Santa hat, but couldn't find it in time for this Christmas. Could you help me track it down for next year please?

Jacquiene Linting, via Facebook

A Heather says: It sounds like this is a design from the Dimensions range called 'Christmas Morning' (SSN28207), and is available from Stitcher*. These cosy looking pals come as a kit that includes everything you need to stitch it for £14.65.

STITCHING HELP!

Don't forget to send all your stichy questions and design requests in to us!

Email us at:
experts@cross-stitching.com

Write to:
Ask the Experts,
The World of Cross Stitching,
Immediate Media Co,
Tower House, Fairfax Street,
Bristol BS1 3BN

Send in queries via Facebook too:



We will try and answer your questions as soon as we can, but if you're working to a specific deadline then do let us know!

Friendly advice

We asked our Facebook fans for their top advice for those new to cross stitching – here's what they said...

facebook



✘ **Theresa Chalmers:** Sort your threads before you begin. Many kits provide them pre-sorted, but if you've bought your own threads, it's worth putting them into a thread sorter (or a piece of card with holes punched in it) and label each colour.

✘ **Janice Peret:** Make a copy of your pattern and highlight the stitches that are complete as you go.

✘ **May Lacanilao:** Fold the fabric horizontally, then vertically to find the centre and start there.

✘ **Emma Punton-Li:** Don't try to work with too long a

thread – it twists more easily and loses its sheen by the time you get to the end.

✘ **Vicky Singleton:** Always stitch in good light.

✘ **Faye Mulhern:** Invest in really sharp, good quality craft scissors.

✘ **Nicola Smales:** The first cross stitch project I ever did, I didn't realise you were supposed to only use two strands of thread, not six!

✘ **Rebecca Ellis:** Use a magnetic board to keep the place in your chart so you don't have to mark on your chart.

✘ **Lisa Toner:** Let the needle hang from time to time. This untwists the threads and the stitches lie flatter and look more even.

✘ **Cassie Ruth:** Count, count and count again!

✘ **Fiona McIntosh:** Stitch a grid onto the fabric before you start


Find us on Facebook and join in with the chat. If you're lucky, your tip might appear here! Just log on to www.facebook.com/TheWorldofCrossStitching and hit 'like' at the top!

QUICK Q&A

W here can I find a VW camper kit?

Kayleigh Princess Weir, via Facebook

Fiona says: Mouseloft* sell a selection of mini campervan Stitchlet kits (003-E02sm, 004-H01stl and 004-K01stl), which are all designed using whole stitch and backstitch only, for a super speedy finish. These colourful kits are priced at just £1.44-£2.38 each, and include 14-count Zweigart aida, DMC threads and a needle. These are perfect for beginners and make great cards for campervan fans!



Campervan kit
Stitchlet kits from Mouseloft are fab for VW camper fans

P lease could you tell me where to purchase the exact same buttons as used on the butterfly quilt in issues 253-255?

Carol Jansen via email

Katriel says: We found these buttons in a local store, I'm afraid, but it should be quite easy to find a similar style elsewhere. Always Knitting & Sewing* sell some Spotty Round Buttons, for example, which are available in 11 different colours, sold as a pack of 5 for just £1.75.

TECHNIQUE FOCUS



Thread colour decisions

Q I'm currently working on the pretty peacock chart in issue 240 and was wondering what colours to use to attach the beads?

From Tarren Green, via email

A **Fiona says:** Generally, it's best to use a thread the same colour as the fabric or the stitches underneath the bead positions, although some stitchers prefer to use a thread to match the bead colour instead. If in doubt, you could always use invisible thread too, which is the best of both worlds! This super fine thread is available from Hobbycraft* for just £2.20, and is perfect for disguising your stitches. It would work particularly well on a design like this peacock, where there are beads on both the cross stitches and plain white fabric too, so you wouldn't need to keep swapping the thread colours whilst beading.

Just use the invisible thread the same way as you would normally, bringing your needle up where the bead needs to be, then use the same technique as a cross stitch to attach the bead (first 'arm' of the cross stitch to position the bead, then the second 'arm' of the stitch to secure it in place). This way your beads should all lie perfectly in the same direction, and they would appear to float on the fabric!



Thread colours
Invisible thread gives a more professional look



Design round-up




Enjoy stitching this collection of fur-filled charts and kits for fans of all things feline...

GREAT VALUE

DREAM TIME

A kitty snuggles up with her favourite cushion in this charming design from Lesley Teare*. 'Dream Time' (LJT074) is available as a downloadable chart from Lesley's website. The PDF chart is printed with symbols and the design is printed over six A4 pages. Using mainly whole cross stitch and backstitch in 26 colours, the key gives you the option of stitching the pretty lace detail in white or ecru.



Stitch count: 154 wide by 98 high, 42¾x32¾cm (16.9x12.9in) on 14-count white aida

£5

ADORABLE DESIGN

WELCOME



£13.50

What could be more adorable than this bundle of fluff waiting for you when you get home? 'Welcome' is an Artecy chart available from Country Designs*. It uses 72 DMC thread colours and is worked in whole cross stitches from a black and white chart.

Stitch count: 199 wide by 219 high, 35x40cm (14x16in) on 14-count white aida

GORGEOUS DETAIL

NAPPING KITTEN

You've got to admire a cat's ability to sleep anywhere! Part of the Gold Collection from Dimension, 'Napping Kitten' is available as a kit from SewandSo* and is the perfect stitch to take you into spring. Although every part of this design is stitched, it's medium in size so won't take you too long. Stitch this sleepyhead for a cat lover – he's the ideal gift!

Stitch count: 90 wide by 126 high, 13x18cm (5x7in) on 14-count aida



£14.50

MARVELLOUS MOGGIE

BLACK AND WHITE CAT

Available as a kit or a chart only, this oval-shaped design from the John Stubbs collection at Heritage Crafts* makes an endearing stitch. If you opt for a kit, you can pick from aida or evenweave to stitch on, and threads come already sorted onto an organiser for this whole-stitches-only design. There are also ginger cat and tabby portraits in the range.

Stitch count: 111 wide by 147 high, 26.5x20.5cm (10½x8in) on 28-count evenweave



£25.50

*For stockists see page 90

DESIGN BY **DURENE JONES**

The cat's meow

Whether you're a fan of Durene's cute character designs or just a lover of all things feline, this ABC is for you

Cross stitch cat lovers need look no further than this fur-filled ABC for their next project! Full of feline fun and frolics, Durene's humorous pussycat designs will make an enjoyable stitch for any occasion.

We all know that cats can be up to mischief one minute and fast asleep on a chair the next! Each letter of this alphabet is entwined with a playful pussycat with a distinct personality. From the kitty unravelling a ball of yarn to the cat and mouse in a stand-off, you can choose your fave designs to go with your letters. You can even change the colours of the cats to match your own moggie.

Use Durene's alphabet to personalise gifts for cat-mad friends

Factbox

- ✗ **Stitching Time**
Approx. 2-3 hours per letter
- ✗ **Type of Stitches**
Cross stitch, backstitch
- ✗ **Ease of Stitching**
Beginner

Add
backstitch
detail

and family, or even for your kitty herself! Why not stitch your cat's name to her favourite blanket? Worked in just whole cross stitch and backstitch only, these letters will be simple to stitch whatever your skill level, making this cute kitten alphabet absolutely purrfect for cat lovers everywhere! ➤

Meet the designer

Durene Jones

"I love stitching cats, as you'll know from the regular Pet of the Month feature I create for *The World of Cross Stitching*! It was fun to add a little personality to these felines – some are sleepy while others look cheeky!"

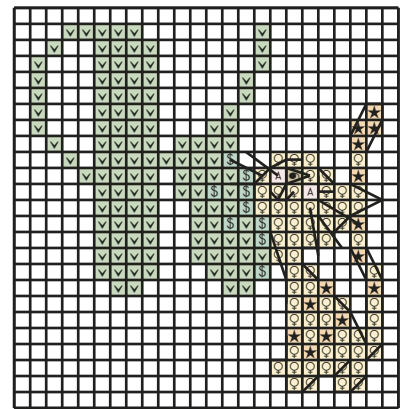
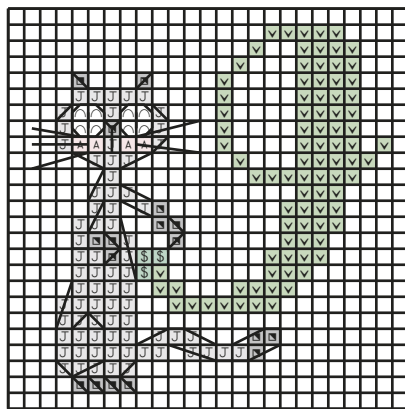
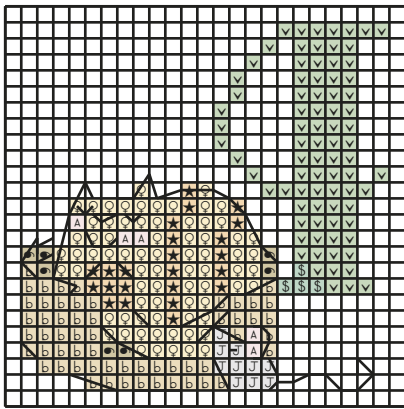

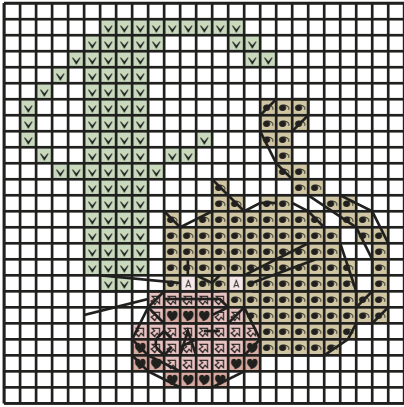





SWEET
PLAYFUL
PATTERNS



Cute whiskers, long tails and padded paws make these letters extra cute for old and young alike



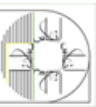
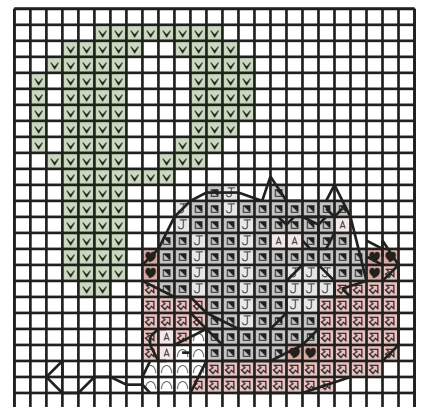
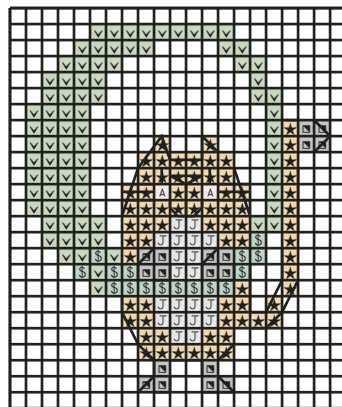


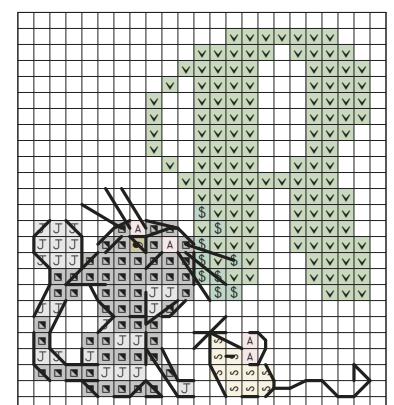



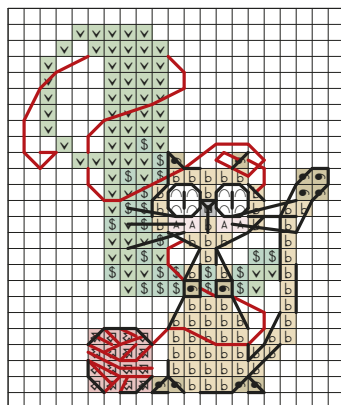
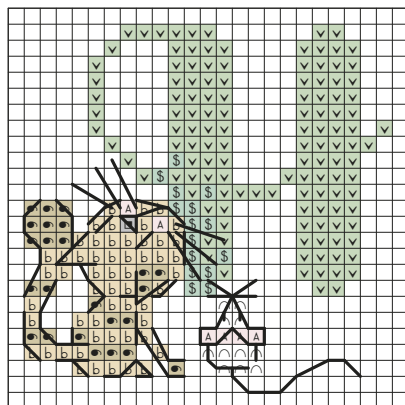

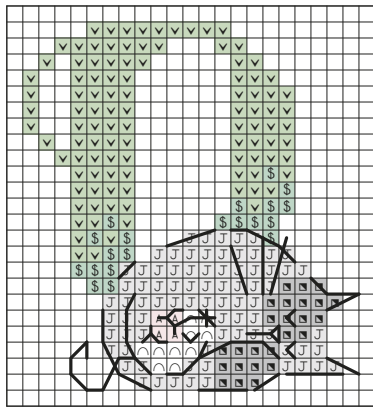
Shopping list

- ✂ Zweigart* 14-count white aida measuring 10cm (4in) x desired width
- ✂ Stranded cotton as listed in the key
- ✂ Size 24 tapestry needle
- ✂ Apron of your choice from local stores

Thread & fabric cost
Approximately £16

*For stockists see page 90





Cats ABC key

✕ Cross stitch in two strands

	DMC	Anchor	Madeira	
∩	B5200	1	2401	white
♥	347	1025	407	red
■	414	235	1714	grey
J	415	398	1802	light grey
●	420	374	2104	tan
b	422	943	2102	light tan
s	739	366	2014	cream
\$	910	228	1302	green
v	912	209	1213	light green
A	963	73	502	pink
☪	3712	1023	406	salmon pink
★	3854	313	114	apricot
♀	3855	311	2513	light apricot

✕ Backstitch in one strand


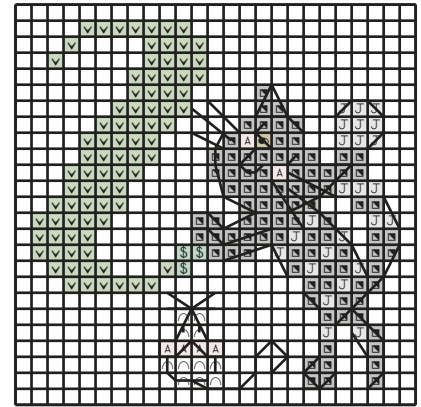
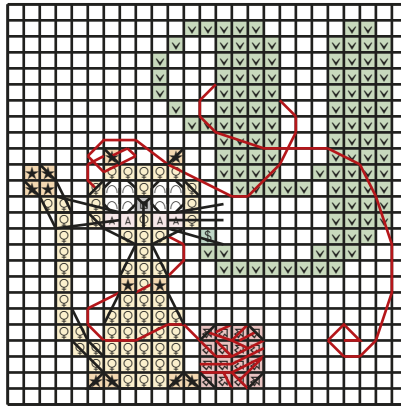
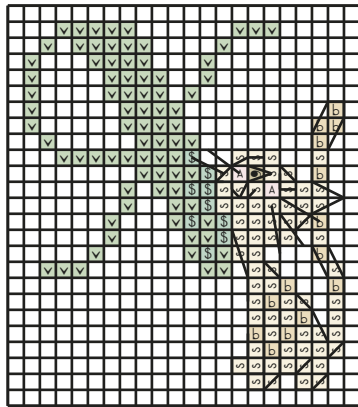
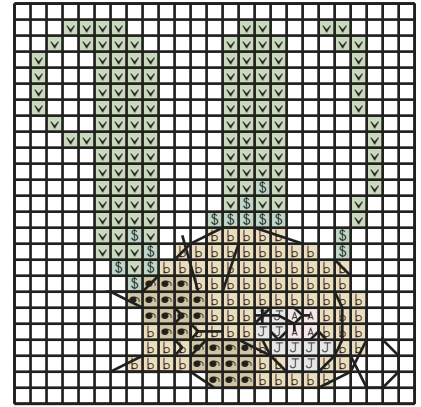

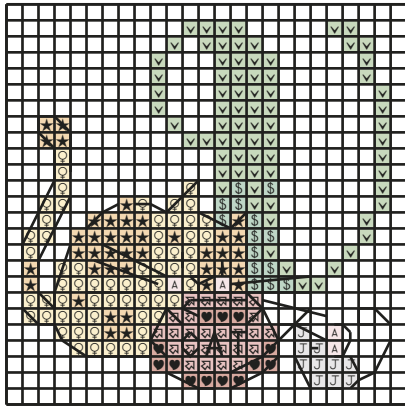
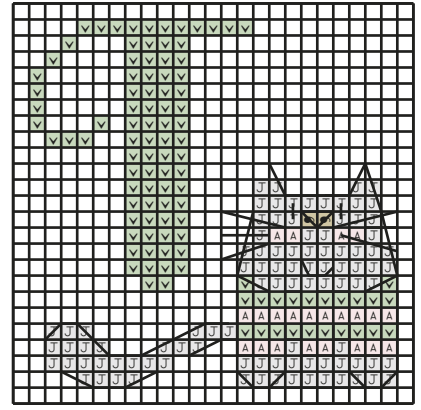


—	347	1025	407	red
—	3799	236	1713	dark grey

MAXIMUM STITCH COUNT 23 high x 23 wide

DESIGN AREA 14 HPI (28-count evenweave) – 4x4cm (1½x1¾in)

These designs were stitched using DMC stranded cotton





Melanie READER PANEL

“This is a really handy ABC from Durene Jones. I would stitch ‘ALICE’ from these playful kitty designs and make something for my granddaughter as she loves cats.”



BEGINNER'S
GUIDE TO
**Knitting
&
Crochet**

*Learn the basics and
get started today!*



JUST
£9.99*
inc. P&P

Learn a **new craft** for the new year! With **164 pages** of step-by-step tutorials and **easy-to-follow patterns**, *Beginner's Guide To Knitting & Crochet* is the quickest way to **get creative with yarn**. From first stitches to **beautiful finished projects**, we'll show you how!

ORDER YOUR COPY TODAY!

Call 03330 162 138 and quote 'Knitting & Crochet Print 1'

Online www.buysubscriptions.com/craftspecial

Lines open weekdays 8am to 8pm and Saturday 9am to 1pm. Overseas please call +44 (0) 3330 162 138.

*EUR price £11.99, ROW price £12.99. All prices include p&p. Please allow up to 28 days for delivery.

آموزشگاه انعکاس منبع جدیدترین اطلاعات، مقالات و دوره‌های آموزشی هنری

 Enekas.Academy

 Enekas.Academy



THE WORLD OF Cross Stitching

Britain's No.1

SAVE 27% WHEN YOU SUBSCRIBE
TO THE DIGITAL EDITION

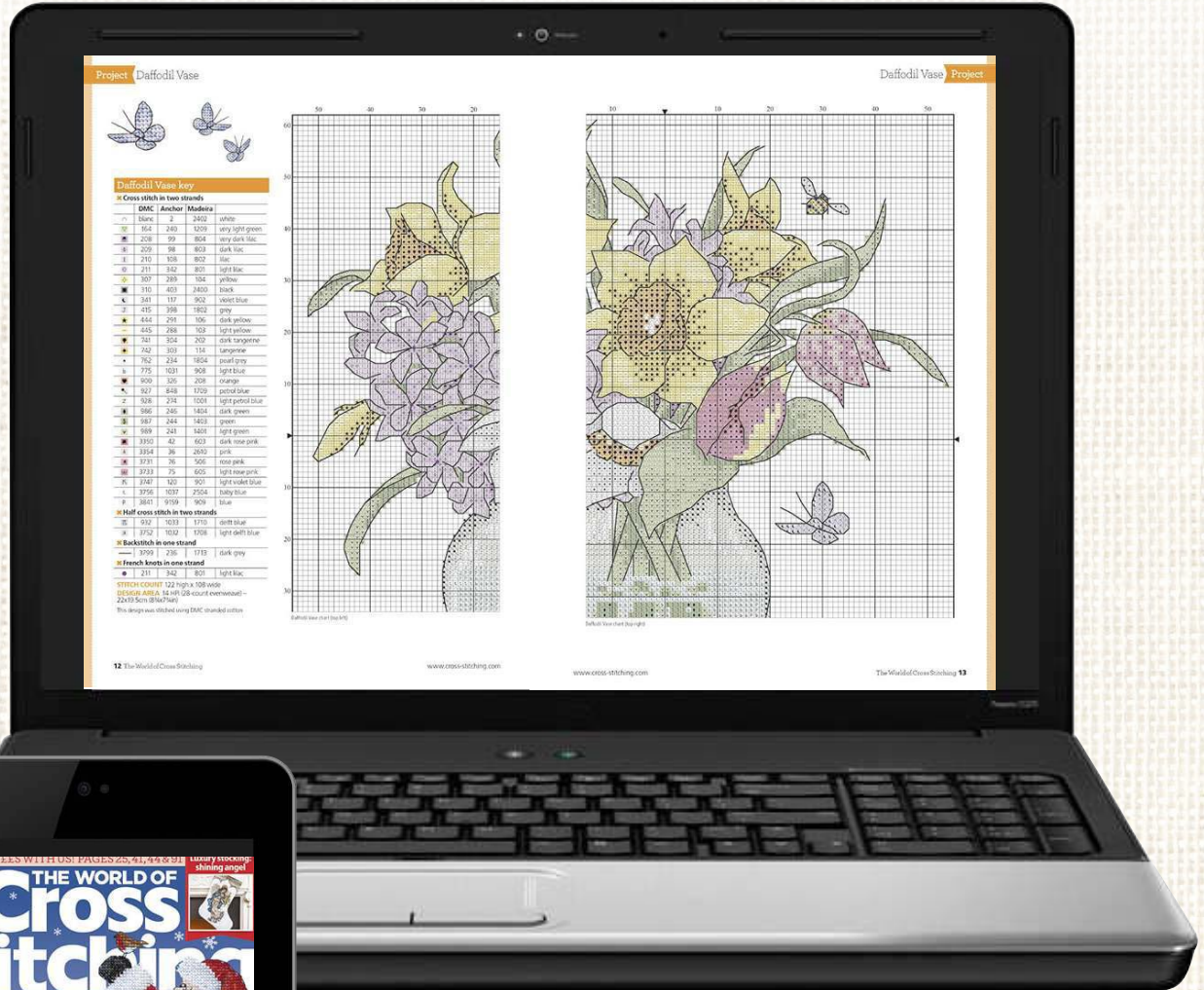


آموزشگاه انعکاس منبع جدیدترین اطلاعات، مقالات و دوره‌های آموزشی هنری

Enekas.Academy

Enekas.Academy

Each issue of **The World of Cross Stitching** meets all your stitching needs, with over 80 easy-to-follow charts, features, expert advice and stories to read. Find it packed with **beautiful inspiration** that you'll love, whatever your skill level!



Have **The World of Cross Stitching** delivered straight to your device
 When you subscribe
 Simply return to homepage to subscribe

THE WORLD OF
Cross
Stitching



آموزشگاه انعکاس منبع جدیدترین اطلاعات، مقالات و دوره‌های آموزشی هنری



Join In!

Out & About

Get involved in the stitching fun this month – we've rounded up the most exciting campaigns, clubs and events so that you can join in with them all!



SWAP STITCHING FOR CHEERING AT THE BATH HALF

Fundraisers will be tackling the Bath Half Marathon on 4 March to spread the word about Dorothy House Hospice, a charity that provides end-of-life care in the South West. Get involved by cheering them on, or by donating towards the effort – for every £1 the charity receives from the NHS, they need to raise £4 to keep supporting patients.



MORE: To find out more about events and how to show your support visit www.dorothyhouse.org.uk

Get crafty!

The Spring Knitting & Stitching Show is returning to Olympia in London from 1-4 March. With expert demonstrations, textile displays and, of course, shopping at every turn, this fab show is sure to kick-start your stitching! Adult day tickets cost £13.50 each, but if you fancy rounding up your crafting buddies for a fun day out, groups of 10 or more can attend with a special ticket price discount.



MORE Find all the details, including workshop schedules, at www.theknittingandstitchingshow.com

Dates for Spring

22 FEBRUARY

ON SALE: THE WORLD OF CROSS STITCHING

Our April issue is filled with fab projects for you, including Easter baskets, a Spring hanging, Venice-style carnival mask, Easter Design Library, baby bears ABC, and much more! Plus, enjoy your FREE spring bird card kit! See page 94 for more.

8-11 MARCH

THE CREATIVE CRAFT SHOW SEC, GLASGOW

Head to the SEC for double crafting fun with the Creative Craft Show and Scottish Quilting Show at the same venue, with demonstrations, stalls and workshops. Tickets cost £8.50 in advance from www.ichfevents.co.uk or £10.50 on the door.

10-11 MARCH

MADE BY HAND – THE CONTEMPORARY CRAFT FAIR CHELTENHAM CHELTENHAM TOWN HALL

With an inspiring selection from local creatives and designers, Made by Hand is a wonderful showcase of talent! The show is open 10am-5pm on Saturday and 10am-4pm on Sunday. Get your ticket at www.madebyhandengland.org.uk for £6.

15-18 MARCH

SEWING FOR PLEASURE NEC, BIRMINGHAM

Get entry to three shows for the price of one with the Sewing for Pleasure, Fashion & Embroidery and The Creative Craft Show. Advance tickets available from www.sewingshow.co.uk for £12.

Try a new technique! Give new crafts a go and boost your stash at Sewing for Pleasure in Birmingham



Answer: The Colossus of Rhodes, Greece

WHERE AM I?

Near the spot where I'm standing, a statue once stood of the Titan god of the sun, Helios – one of the Seven Wonders of the Ancient World. It was sadly destroyed by an earthquake, but the Greek harbour is a delight to stroll by leisurely.

Cecile Keen, by email



Send in your travel snaps!

Send us a photo of yourself with a copy of your favourite mag to 'Where Am I?' at our usual address, on page 17. If you're featured, you'll win a John Clayton kit from the Internationals range by Heritage Crafts*, worth £29.99.

* For stockists see page 90



آموزشگاه انعکاس منبع جدیدترین اطلاعات، مقالات و دوره‌های آموزشی هنری

Blue & white style

STITCH STUNNING DELFTWARE
POTTERY-INSPIRED MOTIFS

42

PORCELAIN
IDEAS



Enjoy this collection of classic blue and white designs
by Rhona Norrie, inspired by antique Delft pottery

- ✕ 42 quick-and-easy motifs
- ✕ Rhona Norrie's design inspiration
- ✕ Stitches for every skill level
- ✕ Helpful tips and advice
- ✕ Unique present ideas for your special someone



HANDY DESIGN

It's easy to accessorise your kitchen with these blue and white designs. Make a handy oven glove by patching the floral motif (2) onto a store-bought oven mitt.




PICTURE PERFECT

Mount this super-sweet motif of a boy and girl in traditional Dutch clothes (33) into a 3in (8cm) hoop and display in your home or gift it to someone special.



SAY IT IN STITCHES

Complement this simple floral design (13) with a marine blue circle aperture card (AP54U-73) from Craft Creations*, with button and blue ribbon detail.



CLASSIC DESIGN

You'll never lose your scissors again! Stitch this pretty motif (1), then make it into a handy scissor fob. See our tutorial in the 'How To' category on our website.



CATCH YOUR DREAMS

Make a sweet little hanging with this dreamcatcher design (32). Make onto a Heart Wire Hanger with 3in (8cm) dowel from The Craft Department*.



A PIECE OF CAKE

Wish a friend or loved one a happy birthday with this delicate design (27). Patch onto patterned paper and a white single-fold card (SF11U-30) from Craft Creations*.



A POT OF TEA

This simple teapot motif (19) would be a wonderful cake topper. Stitch it onto plastic canvas and attach to a lollipop stick, using food-safe glue.



PERSONALISE IT

Use the ABCs (10 and 20) and sweet cotton reel motif (7) to personalise a needlecase – the perfect gift for a crafty friend. Patch onto felt and add a button to close.

*For stockists, see page 90


My inspiration

“I love the patterns on antique china – they lend themselves particularly well to cross stitch. In this collection of motifs, I’ve drawn inspiration from the traditional themes on Dutch Delftware pottery, as well as more contemporary patterns.”

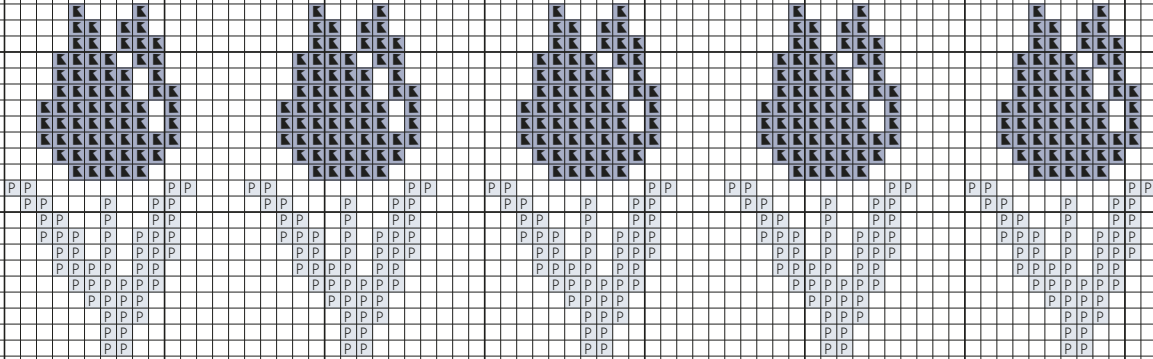
RHONA NORRIE, DESIGNER




1



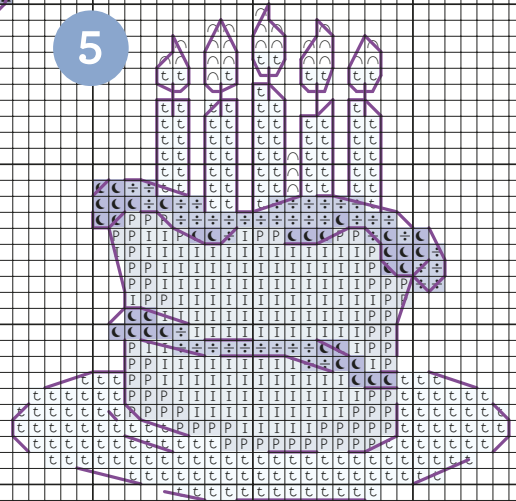
2



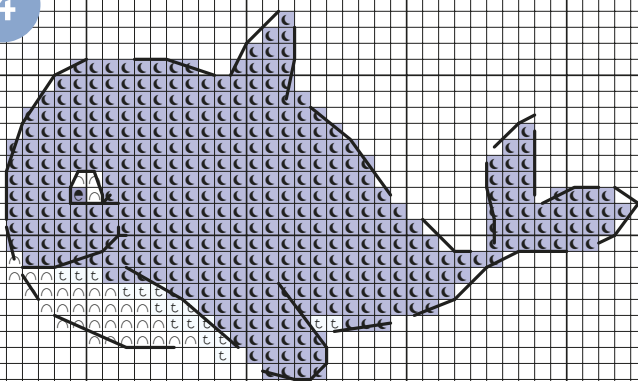
3



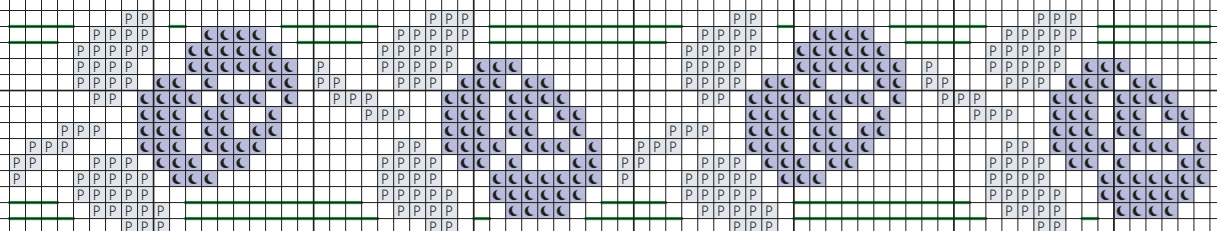
5



4



6



Blue and White Style key

✦ Cross stitch in two strands

	DMC	Anchor	Madeira	
∩	B5200	1	2401	white
■	312	979	1005	light navy blue
☾	322	131	1004	dark blue
÷	334	977	1003	powder blue
●	336	149	1007	navy blue
I	827	160	1013	marine blue
P	3755	140	910	blue
t	3756	1037	2504	light blue

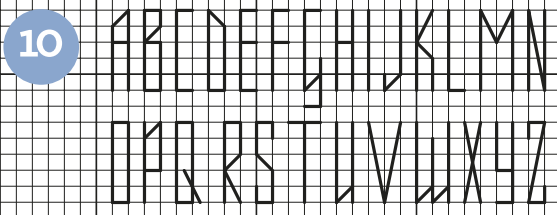


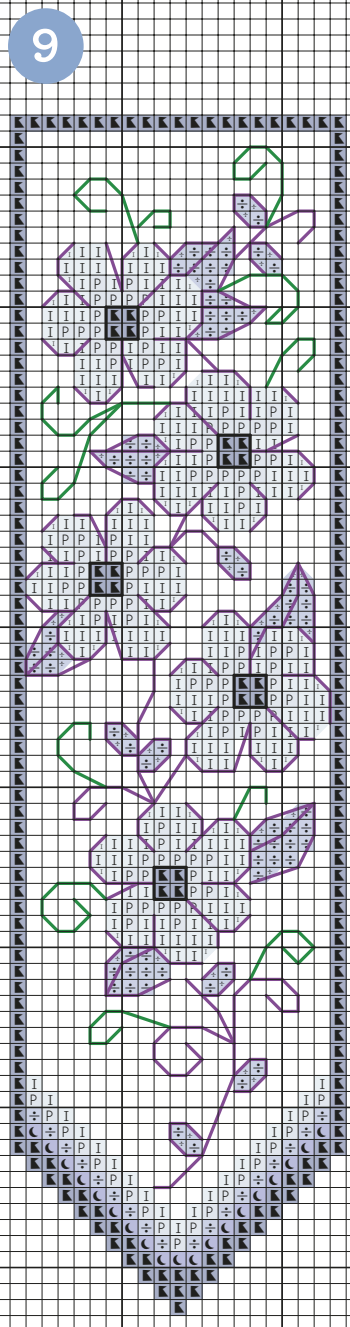
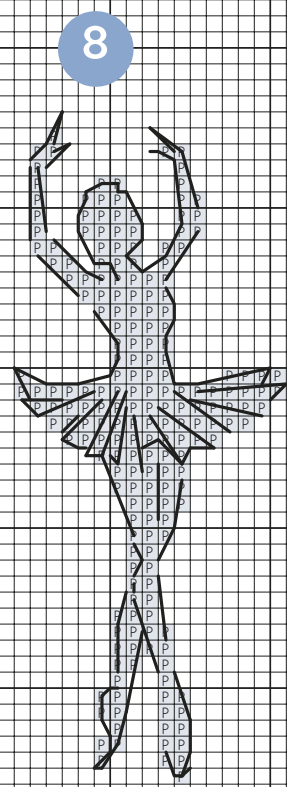
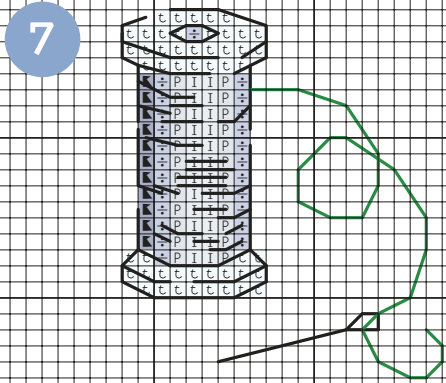
✦ Backstitch in one strand

—	312	979	1005	light navy blue
—	322	131	1004	dark blue
—	336	149	1007	navy blue
—	827	160	1013	marine blue
—	3755	140	910	blue

✦ French knots in one strand

●	322	131	1004	dark blue
●	336	149	1007	navy blue

These designs were stitched using DMC stranded cotton




TOP TIP
Although these designs look fab stitched on white aida, you could try experimenting with other pale colours for a slightly different look



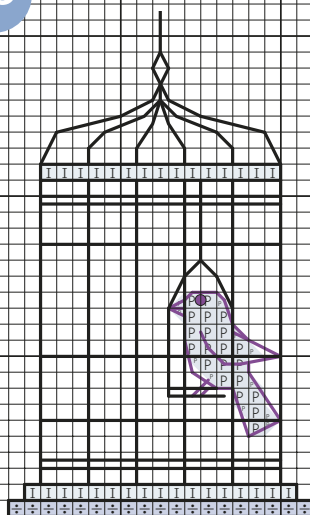
13



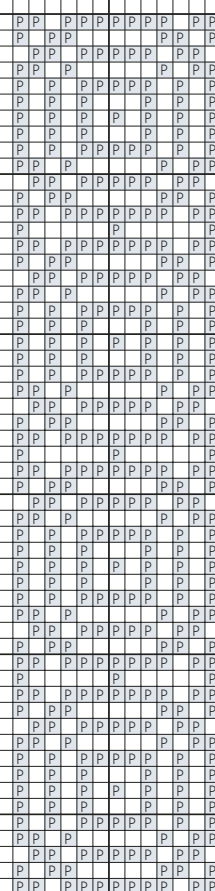
14



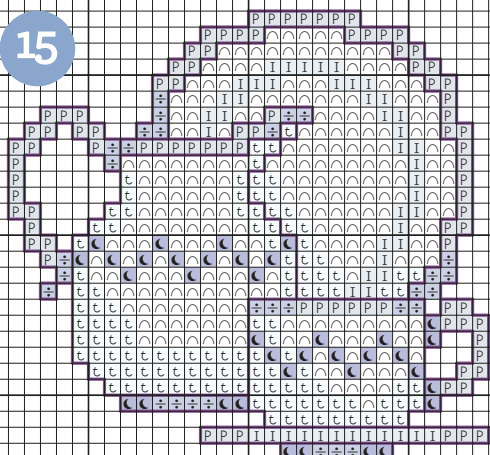
16



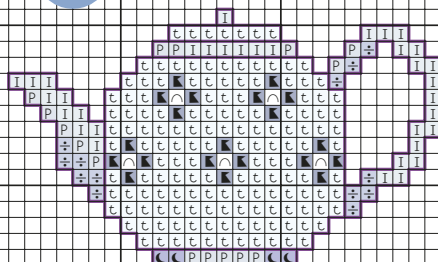
17




15



19



18

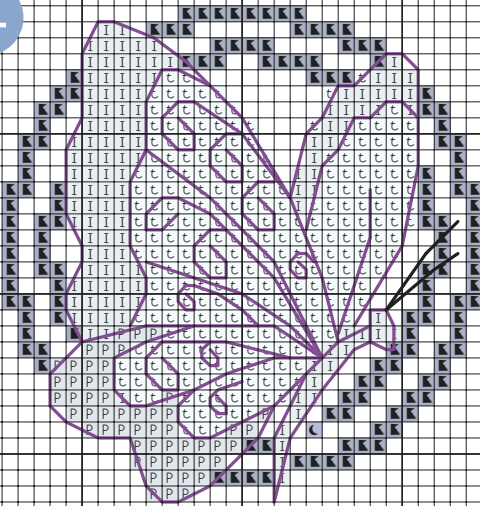


20

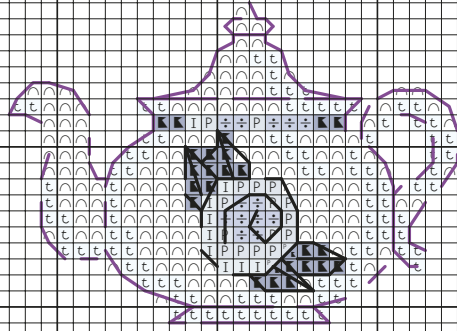
abcdefghijklmnopqrstuvwxyz
abcdefghijklmnopqrstuvwxyz



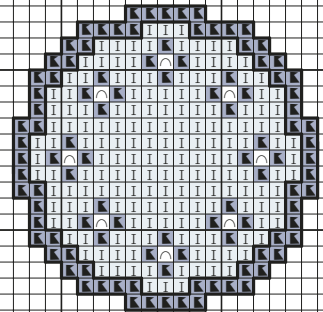
21




22



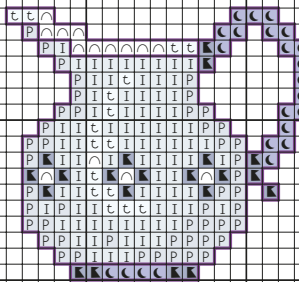
23




25



24

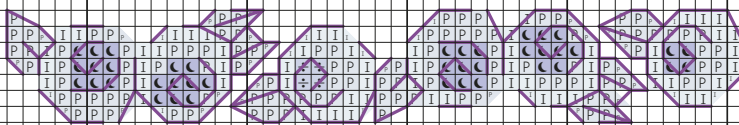


27




Happy Birthday

26



28



29



Melanie READER PANEL




“ What a fantastic Design Library. I would choose one of these blue and white motifs to make a card for my Dutch friend, Bertie. She'll love it as she has a few Delft blue pottery items in her house. ”

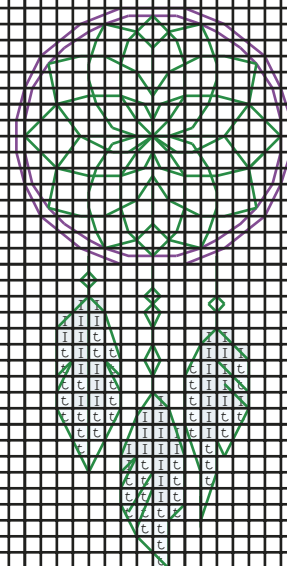
30



31



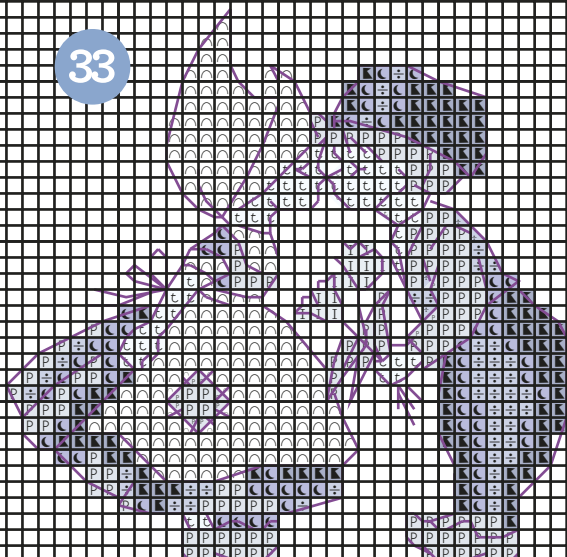
32




TOP TIP

These designs feature seven shades of blue thread so use a thread organiser to avoid confusion

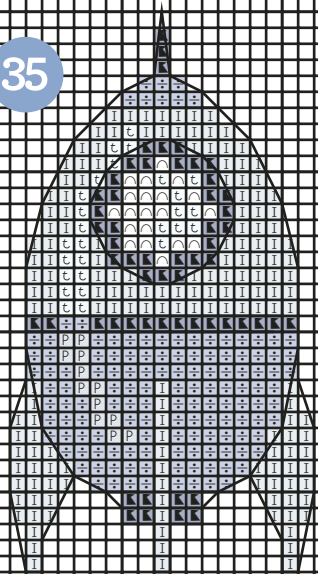
33



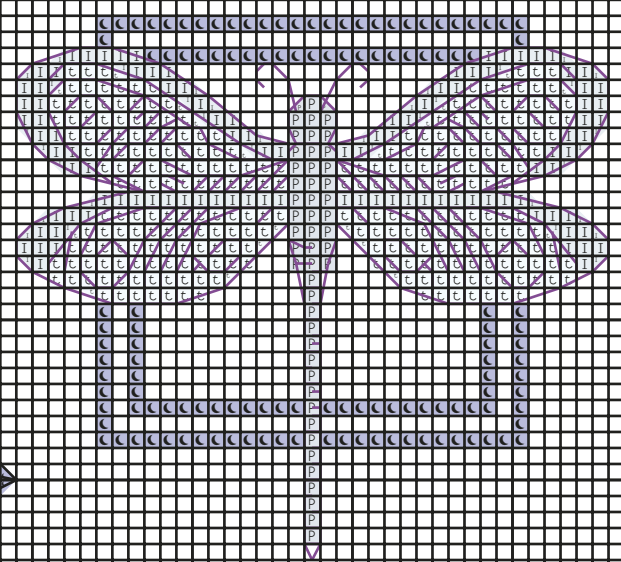
34




35




36




37



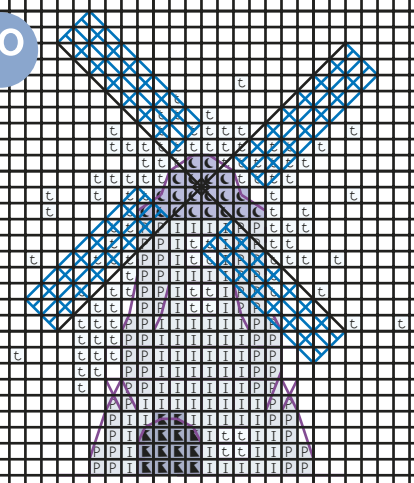
38




39




40



41



42



NEXT MONTH: EASTER!

From yellow chicks and bouncing bunnies to chocolate eggs and everything in between, your next Design Library is a real celebration of all things Easter! Get to the shops on 22 February to pick up your copy of issue 266, or subscribe and the issue will be delivered to your door. You'll find this month's money-saving subscription offer on page 44.



Turn to page 44 to subscribe



Pet of the month

We know you're huge fans of pets, so have us design a cross stitch of a beloved animal!

No.1
pet

Just To Say



Happy Birthday



Design my pet!

Q I moved in with my boyfriend, Tony, in February. So now my 12-year-old cat, Tabby (the grey cat), has to live with Tony's one-year-old kitten, Rex (the black cat). At first they didn't like each other, but over time they have settled down and become the best of friends! I would love a chart of the two of them sitting together so I could stitch and frame it for my new house.

Sharon Dickinson, via email

A Durene says: Thank you for writing in, Sharon, and I hope you like the chart I've designed for you! It's wonderful that these two cats have now become friends – I know it can be tricky when they come from different homes.

These feline pals will be fairly quick to stitch, in whole stitches and backstitch with French knots for the eyes. I've also incorporated blackwork, but you can easily swap the thread colour to suit your décor. Display yours in a small square frame on the mantelpiece, or stitch cards to give to family and friends as we have here!

Wishing you and your partner (and the cats!) all the best in your new home.

Shopping list

- ✗ Zweigart* 14-count white aida measuring 15x15cm (6x6in)
- ✗ Stranded cotton as listed in the key
- ✗ Size 24 tapestry needle
- ✗ Craft Creations* square single-fold card (SCF06U) in purple (05) and Birthdays & Party Wording Peel-Off Stickers (ZL549U) in silver on lilac glitter (56)


Thread & fabric cost
Approximately £12

*For stockists see page 90

Fun facts about cats

- **A cat can jump** up to six times its own height in a single bound.
- **On average, a cat** will spend two-thirds of the day sleeping – meaning a nine-year-old cat has only been awake for three years of its life.
- **The first cat to** go to space was a French feline called Felicette (also known as 'Astrocat') in 1963.
- **The smallest cat on** record is two-year-old Mr Peebles, measuring just 15.5cm (6in) high and weighing 3lbs.





More pet ideas

Fluffy friends

Stitch a pair of adorable guinea pigs enjoying their favourite snack with this 'Lettuce be Friends' (2003419) kit by Bothy Threads*, which includes 14-count speckled aida, a colour chart, DMC threads and a needle. This irresistibly sweet design has a finished size of 26x26cm (10x10in) and costs £27.49.



Loyal companion

Part of the popular Animal Portraits range by Heritage Crafts*, this beautiful 'Samuel – Spaniel Portrait' cross stitch kit comes with a choice of 14-count aida or 27-count evenweave and measures 21x17cm (8x6½in) when it's finished. Stitch him and frame in mahogany wood to showcase this truly striking portrait.



Sweet pair

Worked in whole stitches, this expressive, detailed portrait of a snuggling donkey duo can be stitched on 14-, 16- or 28-count aida. 'Donkey Pair in Gray' is available as a kit from Yiotas XStitch*, which includes the pattern, fabric, pre-sorted threads, needle and instructions, and is priced from £19.50.



TOP TIP
To achieve the best finish, always add the backstitch and French knots as the final touch, after you have completed all of your whole stitches



Cats key

✦ Cross stitch in two strands				
	DMC	Anchor	Madeira	
?	165	278	1414	green
■	310	403	2400	black
■	413	236	1713	grey
J	646	8581	1812	dark ash grey
⌘	647	1040	1813	ash grey
*	648	900	1814	light ash grey
∩	3865	2	2403	natural white
✦ Backstitch in one strand				
—	310	403	2400	black
—	B5200	1	2401	white
✦ French knots in one strand				
●	B5200	1	2401	white

STITCH COUNT 44 high x 45 wide
DESIGN AREA 14 HPI (28-count evenweave) – 8x8cm (3¼x3¼in)
 This design was stitched using DMC stranded cotton

Factbox

- ✦ **Stitching Time**
Approx. 5 hours
- ✦ **Type of Stitches**
Cross stitch, fractionals, backstitch, French knots
- ✦ **Ease of Stitching**
Intermediate



Order your copy today!

A new stitch for every day of the year!

365 CrossStitch designs



365 patterns inside!

A design for every day of the year!

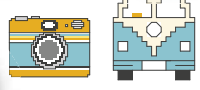
Happy birthday • Mother's Day • Easter • Cards & gifts for men
New baby • Wedding day • Alphabets • Quick and easy to stitch and more

Only £8.99

365 CrossStitch designs

NEW FOR 2018! Volume Seven

Only £8.99 incl p&p



With a new stitch for each day of the year, you won't want to miss the **2018** issue!

- * Find perfect projects for every occasion, including birthdays, Mother's Day, weddings, new baby, thank you, Christmas, anniversaries and more
- * 365 beautiful designs from the UK's top designers
- * Easy-to-find projects arranged in seasons from springtime right through to Christmas
- * 148 glossy pages with beautiful photography
- * Must-stitch projects for every level of cross stitcher – from beginners to experts

365 charts inside!

Designs by

- * Margaret Sherry
- * Durene Jones
- * Maria Diaz
- * Emma Congdon
- * Lucie Heaton
- * Lesley Teare

Stitch with love Fizzy Moon

Wedding presents

Cards for all occasions

Seasonal stitching

Magical Christmas

Gifts for the home

IMMEDIATE MEDIA

9 772031 469917



Bursting with projects from the UK's top designers

The ultimate magazine for cross stitchers – don't miss it!

ORDER YOUR COPY NOW

Call 03330 162138 and Quote '365 Cross Stitch Designs 2018'

ONLINE www.buysubscriptions.com/craftspecial

Lines are open 8.00am-6.00pm weekdays and 9.00am – 1pm Saturday for orders only

آموزشگاه انعکاس منبع جدیدترین اطلاعات، مقالات و دوره‌های آموزشی هنری



CHARMING
DESIGNS FOR
SOMEONE
SPECIAL



DESIGNS BY **MAKIKO**

Shopping list

- ✕ Zweigart* 14-count white aida measuring 15x15cm (6x6in) for each design
- ✕ Stranded cotton as listed in the key
- ✕ Size 24 tapestry needle
- ✕ Craft Creations* square aperture cards (AP10U) in white (30)

Thread & fabric cost
Approximately £14

*For stockists see page 90

Pretty posies

Send a friend or loved one a beautiful bunch of flowers via the cutest animal courier with this characterful trio



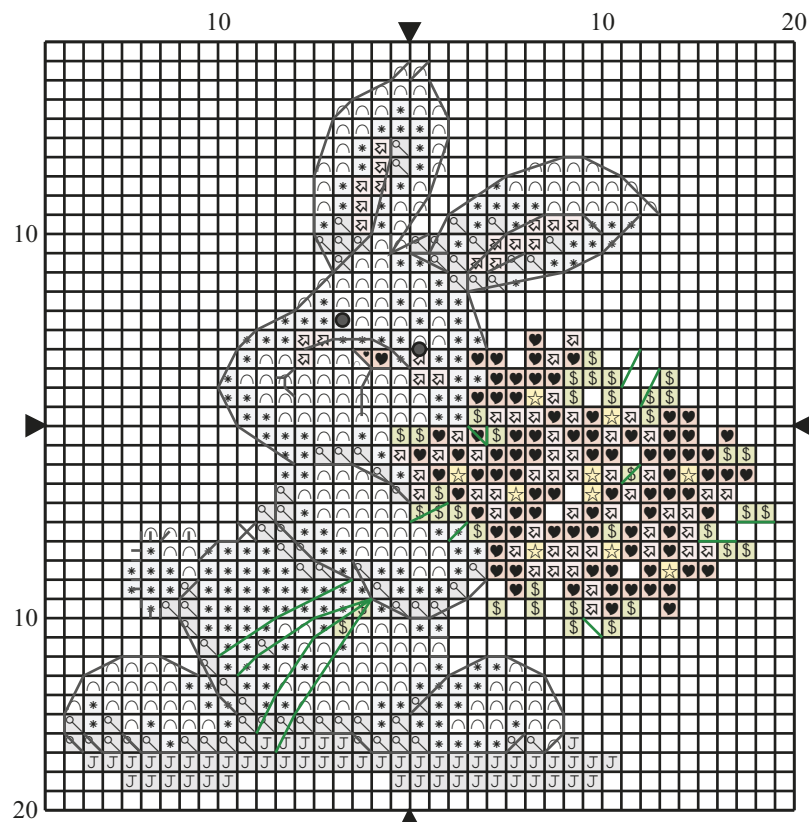
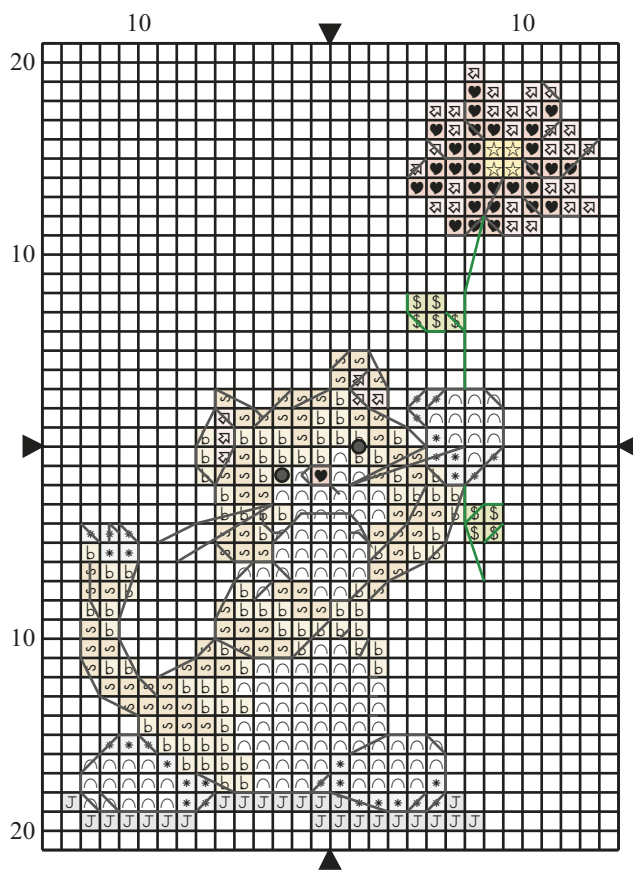
LEELA,
DESIGNER

“ Special delivery! Say it with flowers (and stitches!) with this cute trio. Our flowers are in tonal shades – try using a mix for a bright, bold bouquet. ”



TOP TIP

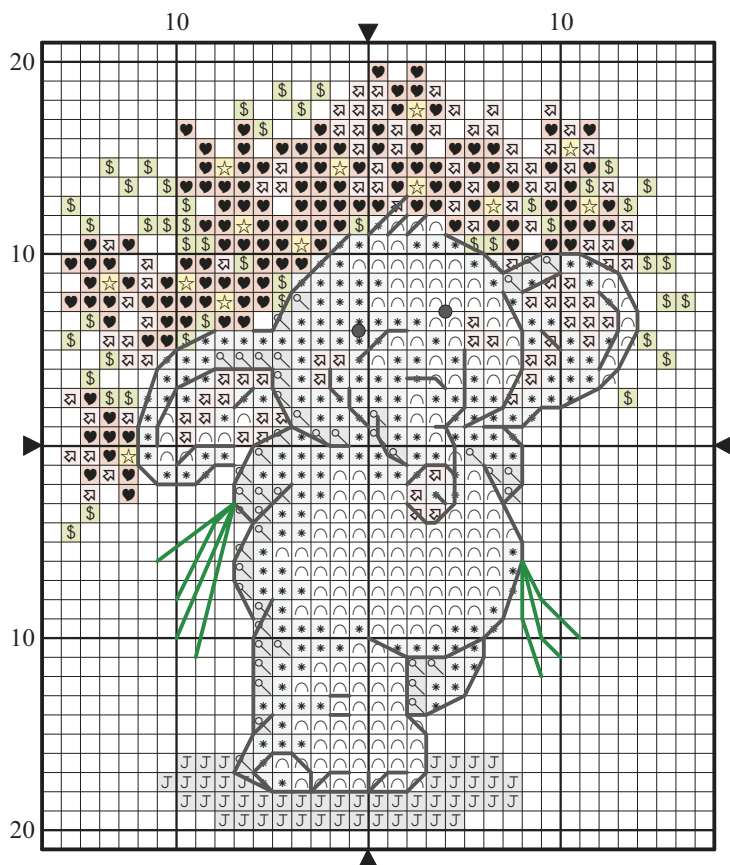
When working in half cross stitch for the shadows beneath each character, make sure your stitches are all running in the same direction



Sweet shaded details

Factbox

- ✘ **Stitching Time**
Approx. 3-4 hours each
- ✘ **Type of Stitches**
Cross stitch, fractionals, half cross stitch, backstitch, French knots
- ✘ **Ease of Stitching**
Intermediate



Cute Card Trio key

✕ Cross stitch in two strands

	DMC	Anchor	Madeira	
∩	blanc	2	2402	white
⊞	415	398	1802	grey
∩	437	362	2012	tan
☆	726	295	109	yellow
b	739	366	2014	cream
♥	760	1022	405	pink
*	762	234	1804	light grey
\$	3348	264	1409	light green
∩	3713	1020	502	light pink

✕ Half cross stitch in one strand

J	415	398	1802	grey
---	-----	-----	------	------

✕ Backstitch in one strand

—	413	236	1713	dark grey
---	-----	-----	------	-----------

✕ Backstitch in two strands

—	3347	265	1408	green
---	------	-----	------	-------

✕ French knots in two strands

●	413	236	1713	dark grey
---	-----	-----	------	-----------

MAXIMUM STITCH COUNT 40 high x 37 wide

DESIGN AREA 14 HPI (28-count evenweave) – 7.5x7cm (2¾x2¾in)

These designs were stitched using DMC stranded cotton

DESIGN BY **POPPY BENNER**

Catch of the day

Fresh, folksy and fun, these colourful Portuguese fish will be a joy to have in your home!

Taking style cues from the vibrant designs found on decorative Portuguese tiles, these quirky fish make the most delightful subject to stitch! Each one is adorned in a different pattern to the next, using a striking combination of colours that can't help but catch your eye.

From the summery turquoise and navy, echoing clear blue seas, to the Mediterranean-inspired yellow, green and purple, this project is rich with summer sunshine. And, while you could stitch them on crisp white aida if you prefer, we think this soft grey background sets off their zingy palette perfectly.

Worked in whole cross stitches only, these clever motifs are the ideal

Factbox

- ✗ **Stitching Time**
Approx. 30 hours for the set
- ✗ **Type of Stitches**
Cross stitch
- ✗ **Ease of Stitching**
Advanced beginner

Whole stitches only

project to relax into, whether you're quite new to the craft, or a seasoned expert. Stitch all four together to brighten up your wall, or stitch an individual chart and turn it into a sweetly scented hanging following our simple step-by-step instructions on page 65. Either way, you're sure to have a swimmingly good time! ➤



Meet the designer

Poppy Benner

"I like to use punchy, colourful patterns in my work, and often look to other cultures to find inspiration. I love the beautiful patterns painted on Portuguese tiles and I think they work perfectly in this coastal creation!"

TRY
SOMETHING
NEW WITH
THE WORLD OF
**Cross
Stitching**



Let this lively project transport you to sunnier climes, all from the comfort of your cosy armchair!



TOP TIP

Organise your thread shades on a sorter before you start – it'll keep them tidy and speed up your stitching, too!

Shopping list

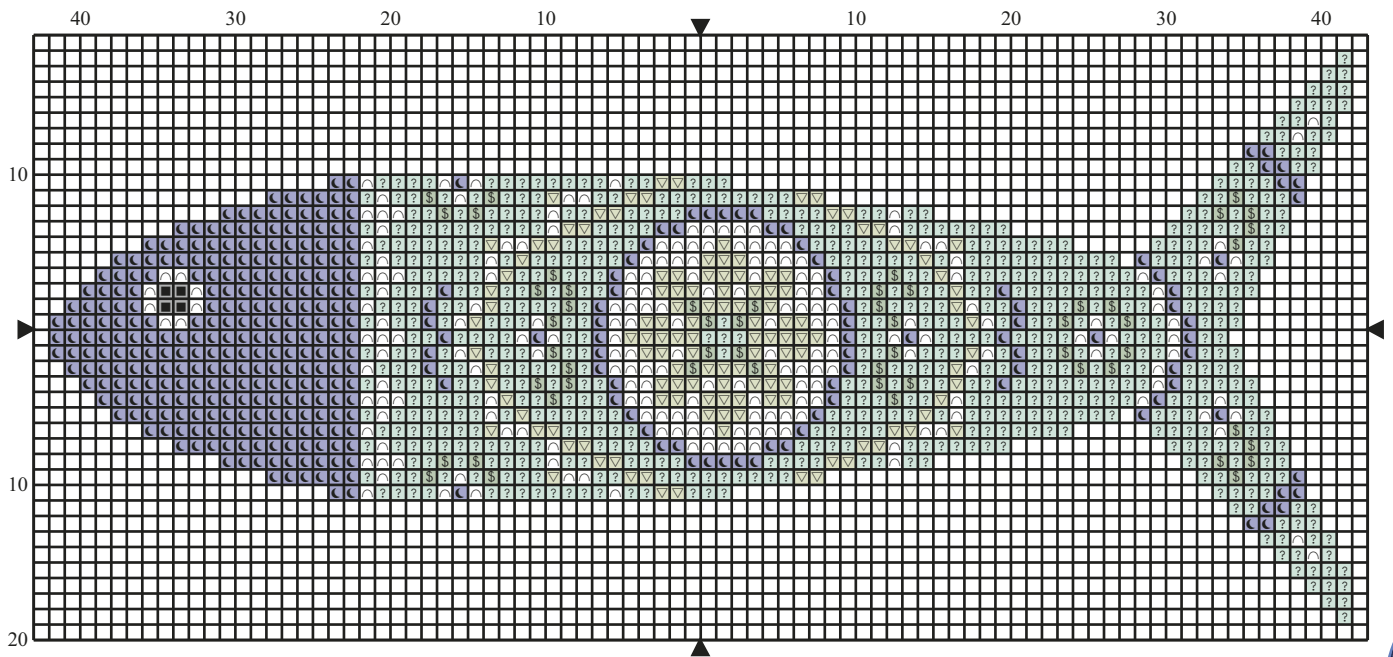
- ✘ Zweigart* 14-count pewter (713) aida measuring 38x31cm (15x12¼in)
- ✘ Zweigart* 28-count white evenweave measuring 12x22cm (4¾x8¾in) per fish
- ✘ Stranded cotton as listed in the key
- ✘ Size 24/26 tapestry needles
- ✘ Backing fabric, stuffing and ribbon of your choice from local stores
- ✘ Frame and mount of your choice with a minimum aperture of 25x19cm (9¾x7.5in)

Thread & fabric cost
Approximately £24

*For stockists see page 90



POSTCARD



Portuguese Fish hanging chart

Portuguese Fish key

✦ Cross stitch in two strands

	DMC	Anchor	Madeira	
∩	blanc	2	2402	white
■	310	403	2400	black
■	349	1098	212	red
÷	553	98	712	mauve
◆	703	238	1307	leaf green
◐	797	139	913	dark blue
P	813	140	190	blue
♥	893	33	413	pink
§	909	230	1303	dark green
♥	917	89	706	magenta
?	959	186	1114	emerald
●	972	298	107	tangerine
▽	989	241	1401	green
●	3837	111	713	dark mauve

MAXIMUM STITCH COUNT 127 high x 84 wide

DESIGN AREA 14 HPI (28-count evenweave) – 23x15.5cm (9x6in)

These designs were stitched using DMC stranded cotton

Keryn READER PANEL



“I like the set of all four fish together, and would frame the finished stitching exactly how it is in the picture. The bright colours and coastal theme will match perfectly with my seaside home!”

How to...

make a hanging



1 Back your stitched piece with medium weight iron-on interfacing. Trim your stitched piece with a 1cm (1/4in) border, then cut backing fabric to match.



2 Cut a piece of ribbon the required length, fold in half to create a loop and tack in place to the right side of the stitched piece along the top edge.




3 Place the right side of the stitched piece together with your backing fabric and the ribbon sandwiched in between. Stitch all the way around, leaving a small gap to turn through.



4 Turn through and fill the hanging with wadding, then stitch the gap closed. To make this into a scented hanging, you could add dried lavender or scented beads to the wadding.





Portuguese Fish chart



Cross Stitch GOLD

3 ISSUES FOR £5

When you subscribe today!

8 LARGE DESIGNS IN EVERY ISSUE

OVER 600 HOURS OF SUMMERTIME STITCHING!

£1.407 in prizes to be won!

£1.159 in prizes to be won!

Chalkboard hanging

Gorgeous Celtic charm

Floral farmyard scene

Roaring Roman

Elegant ballerina

Summer blooms

Majestic elephant

Beautiful geisha

Winter courtyard

Proud peacock

Adorable owl clock

Blackwork draught excluder

DON'T MISS: Father's Day cards, prizes & more

DON'T MISS: Blackwork cards, prizes & more

Subscribe today and get 3 issues for £5

www.buysubscriptions.com/GOLD18

OR call 03330 162 134* & quote code GOLD18

*Calls from landlines will cost up to 9p per minute. Call charges from mobile phones will cost between 3p and 55p per minute but are included in free call packages. Lines are open 8am–6pm weekdays and 9am–1pm Saturday (orders only on Saturday).

For overseas orders please call +44 (0) 1604 973 7

This is a new introductory offer for new UK print subscribers only subscribing by Direct Debit. You will receive 3 issues for £5 and then

آموزشگاه انعکاس منبع جدیدترین اطلاعات، مقالات و دوره‌های آموزشی هنری



SIMPLE
TO STITCH
FOR KIDS



These fun designs will delight your budding explorers – they'll fall asleep with dreams of exciting adventures!

DESIGN BY **JENNY VAN DE WIELE**

Adventure awaits

These bright hoop designs are brilliant for beginners and will make a fun decoration for any kid's bedroom

Create the perfect bedroom, nursery or playroom for all kinds of adventures and let your child's imagination run wild with this set of two cross stitch hoops.

Designer Jenny Van De Wiele has created these two hoop patterns exclusively for you (and your little explorer!). These beginner-friendly designs are worked on 14-count white aida in whole cross stitches, with a minimal amount of backstitch, so they'll be a breeze to make and shouldn't take too long to be finished and ready to display... assuming the kids allow you time in your busy day!

This is a fantastic gift for a new arrival or special birthday, and you could customise the word in the

Factbox

- ✘ **Stitching Time**
Approx. 6-8 hours each
- ✘ **Type of Stitches**
Cross stitch, backstitch
- ✘ **Ease of Stitching**
Beginner

Only two stitches needed!

middle of the hoops to suit who you're giving them to – try adding a name or initial in their favourite colours for a personal touch.

No kid's bedroom would be complete without these inspiring and colourful designs taking pride of place on the wall. Encourage your little explorer to dream big! ▶

Meet the designer

Jenny Van De Wiele

"Growing up in New Zealand, my childhood was spent outdoors exploring, so I was thrilled to be asked to design these adventure-themed patterns. I hope they inspire your own little explorers!"





Little Explorer Hoops key

✕ Cross stitch in two strands

	DMC	Anchor	Madeira	
■	413	236	1713	grey
♥	666	46	210	red
▼	699	923	1303	green
♀	744	301	112	yellow
☾	747	158	1104	light turquoise
P	807	168	1108	turquoise
\$	912	209	1213	mint green
▼	943	188	1203	jade green
↻	955	206	1210	light mint green

✕ Cross stitch in two strands

	DMC	Anchor	Madeira	
■	3765	169	2505	dark turquoise
✕	Backstitch in one strand			
—	413	236	1713	grey
✕	Backstitch in two strands			
—	744	301	112	yellow


STITCH COUNT 83 high x 83 wide

DESIGN AREA 14 HPI (28-count evenweave) – 15x15cm (6x6in)

These designs were stitched using DMC stranded cotton

TOP TIP

Using a hoop is easy. Just lay the aida over the inner ring and push the outer ring on top, then pull your fabric taut and tighten the screw to secure



Shopping list

- ✘ Zweigart* 14-count white aida measuring 30x30cm (11¾x11¾in) for each design
- ✘ Stranded cotton as listed in the key
- ✘ Size 24 tapestry needle
- ✘ 7in wooden embroidery hoops from Siesta Frames*
- ✘ Iron-on interfacing for backing and ribbon for hanging of your choice from local stores

Thread & fabric cost
Approximately £15

*For stockists see page 90



use a hoop as a frame

- 1 When stitched on** 14-count aida, these two circular designs will sit nicely inside a 18cm (7in) hoop.
- 2 The first step** is to handwash your stitching, then press it (put a fluffy towel on it before applying the iron else you'll crush your stitches). Back the stitching with iron-on interfacing to protect the threads.
- 3 Using fabric scissors**, trim the

aida so your stitched piece has a 20cm (8in) diameter – a little larger than the hoop. If you're worried about cutting neatly, use a pair of compasses and a fadeable fabric marker to draw the circle before you cut.

4 Pop your stitching tightly in the hoop with the screw at the top. Thread a colourful ribbon through, and it's ready to hang!



DESIGN BY **AMANDA GREGORY**

Keep it neat

Master the art of topiary, using your needle and thread to grow and shape these beautiful floral sculptures

The horticultural practice of pruning evergreens into eye-catching shapes has been around for centuries. Carefully clipping foliage and twigs, ancient Romans created detailed miniature landscapes to adorn the atriums of houses and villas – and now we can do the same in stitching thanks to these elegant topiary designs.

Make a beautiful wall hanging with a tall hedge neatly trimmed into three spherical shapes, or stitch a singular version for a quick finish – the perfect size for an all-occasion card. Both feature a cheerful pop of springtime colour courtesy of the yellow flowers flourishing in each bush (plus the yellow gingham

Factbox

- ✦ **Stitching Time**
Approx. 40 hours for the set
- ✦ **Type of Stitches**
Cross stitch, fractionals, backstitch
- ✦ **Ease of Stitching**
Advanced beginner/intermediate

Enjoy
clever
shading

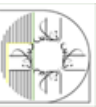
backing), and are given depth and definition through clever shading and a scattering of fractionals.

Using just 14 thread colours for the set, why not give both of the designs a go? They're the perfect gift for a green-fingered friend! ▶

Meet the designer

Amanda Gregory

"I really enjoy designing classic floral projects, so this was a lovely way to put a new twist on the more traditional garden scenes. You get to stitch something a bit different, but the flowers still add that lovely spring freshness."



SUNNY
SPRING
BLOOMS



Bring the outdoors in with this gorgeous gift set - much more exciting than a bunch of flowers!



Shopping list

- ✦ Zweigart* 14-count white aida measuring 45x22cm (17¾x8½in) for the hanging and 10x15cm (4x6in) for the card
- ✦ Stranded cotton as listed in the key
- ✦ Size 24 tapestry needle
- ✦ Craft Creations* oblong single fold card (SF04U) in white (30)
- ✦ Backing fabric, medium weight iron-on interfacing, 8in wooden dowel rod and twine of your choice from local stores

Thread & fabric cost
Approximately £19

*For stockists see page 90

How to...

make a wall hanging

1 Trim your finished stitching, with a five-square border on all edges and fraying three squares. This will give your stitching a more rustic appearance. Back your stitching with medium weight iron-on interfacing.


2 Cut two panels of your chosen backing fabric measuring 48x19cm (19x7½in).

3 Pin your stitching to the right side of the front panel, positioning it 4.5cm (1¾in) up from the bottom edge and central vertically.

4 Machine or hand-stitch into position using a matching thread colour.

5 With right sides facing, pin your front and back panels together and sew a 1cm (½in) seam along three edges, leaving the top edge open. Turn through and press.

6 Turn a 4cm (1½in) hem at the top and pin. Sew this hem to create a cylinder for the dowel. To finish, insert an 8in dowel rod and hang using cord or twine.



Topiary Hanging chart (top)





TOP TIP
Patch the smaller design onto a card or mount it in a miniature frame to brighten a desk or bedside table

Topiary Gift Set key

✕ Cross stitch in two strands


	DMC	Anchor	Madeira	
◆	469	268	1503	dark green
§	470	267	1502	green
∨	471	266	1501	light green
■	610	889	2106	brown
●	725	305	113	dark yellow
☆	726	295	109	yellow
☾	932	1033	1710	dark blue
■	3021	905	1904	smoke grey
—	3078	292	102	light yellow
P	3752	1032	1708	blue
t	3753	128	909	light blue

✕ Backstitch in one strand

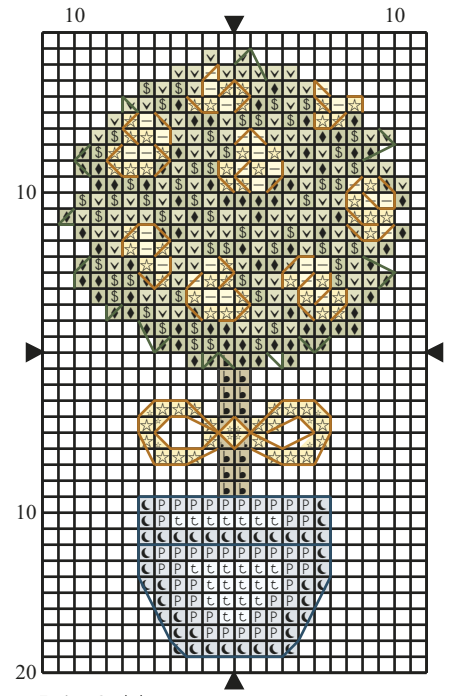
—	780	309	2212	tan
—	930	1035	1712	very dark blue
—	936	269	1507	very dark green
—	3021	905	1904	smoke grey

MAXIMUM STITCH COUNT 173 high x 51 wide
DESIGN AREA 14 HPI (28-count evenweave) – 31.5x9.5cm (12¼x3¾in)


These designs were stitched using DMC stranded cotton



Topiary Hanging chart (bottom)



Topiary Card chart



DESIGN BY **FIONA BAKER**

You're the best

Treat your mum to a card that's just as special as she is – and don't forget the matching tag for her gift!

There's no need to spend lots of money to show your mum how much you care. Often, it's the little things that mean the most – breakfast in bed, a posy of hand-picked flowers, and, of course, a hand-stitched card.

Just knowing you've taken a few hours out of your week for her will be sure to make her smile. But we have included a gift tag in case you decide to buy something extra!

Fiona's designed four different sets, each in a gorgeous girly style that we're sure your mum will love, whatever her interests. There's a mouthwatering cake for the mum with a sweet tooth, a sewing machine for those as crafty as you, a bicycle

Factbox

- ✦ **Stitching Time**
Approx. 2-5 hours each
- ✦ **Type of Stitches**
Cross stitch, fractionals, backstitch
- ✦ **Ease of Stitching**
Beginner/advanced beginner

Perfect for beginners

with a basket full of flowers, and the cutest owl duo that'll warm any heart.

Each pair of patterns is worked using just a few thread shades, and is suitable for all stitchers, so what are you waiting for? Get started now, and you could even fit in a second stitched set for your mum's birthday! ▶



Meet the designer

Fiona Baker

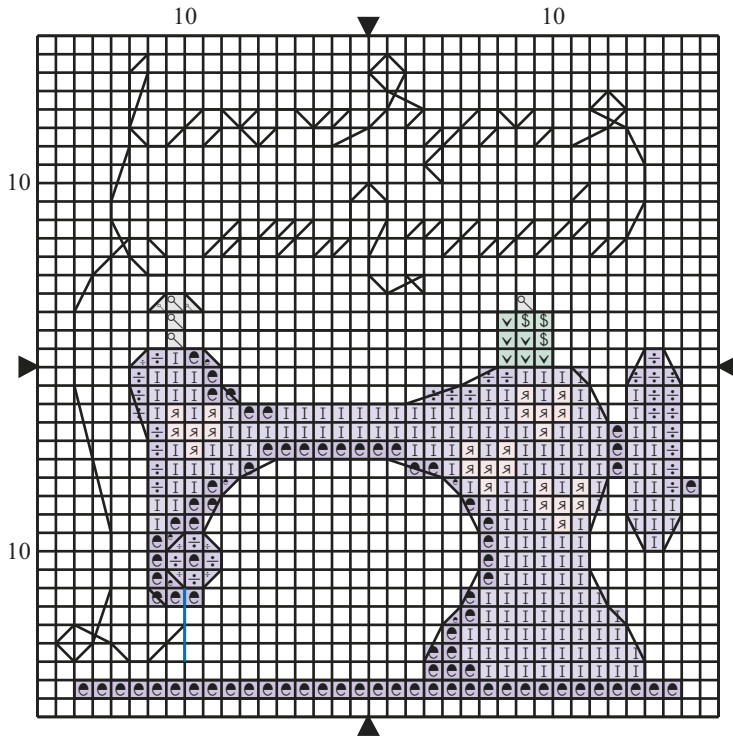
"I really love designing cards and tags, and relish the challenge of fitting as much detail as possible within a small space. Hopefully both you and your mum will get just as much enjoyment from these sweet sets as I did!"



STITCH
A CARD
TO SHOW
YOU CARE



Indulge your needle and thread in these mini makes, and put a smile on mum's face too!

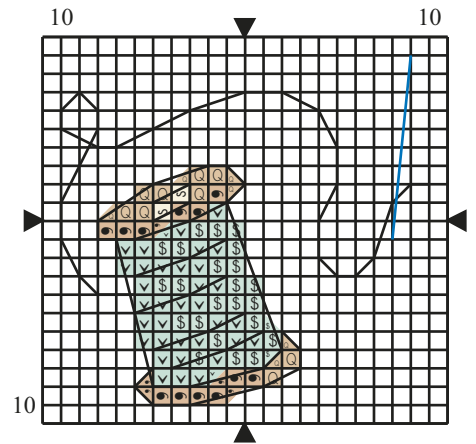
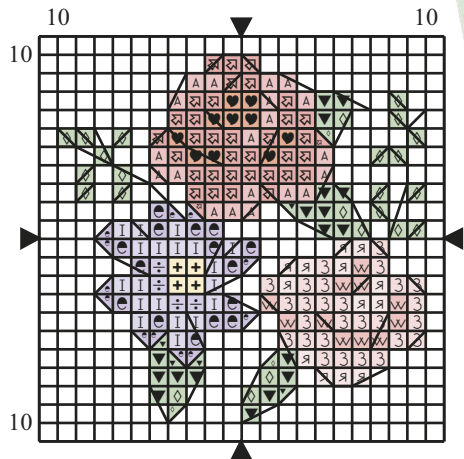
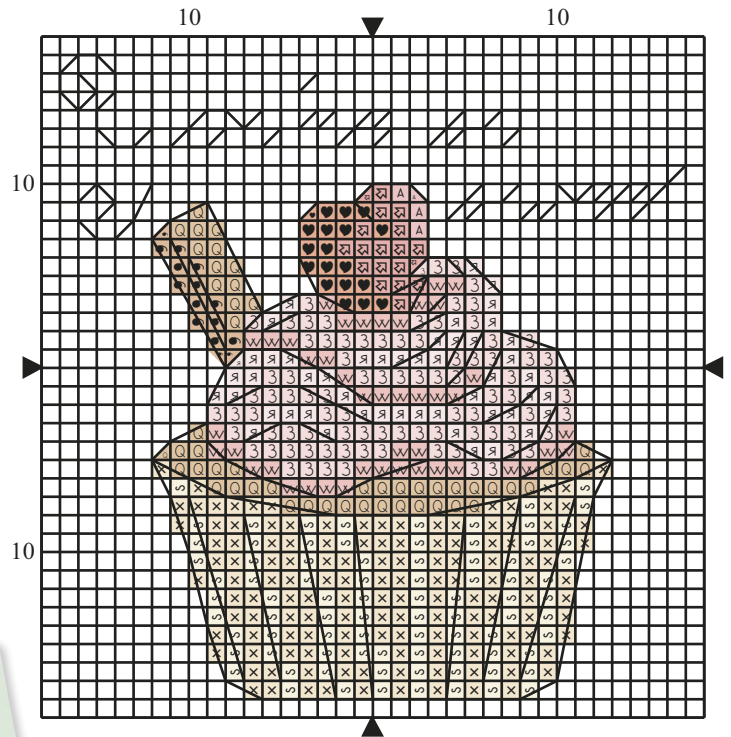


Shopping list

- ✕ Zweigart* 14-count white aida measuring 12x12cm (4¾x4¾in) per card and 10x10cm (4x4in) per tag
- ✕ Stranded cotton as listed in the key
- ✕ Size 24 tapestry needle
- ✕ PDA* square single fold cards measuring 105x105mm in Colourplan – Lavender (221), ColourSet – Pink Ice (264) and Vanguard – Jade (355) and Violet (293)
- ✕ Ribbon of your choice from local stores


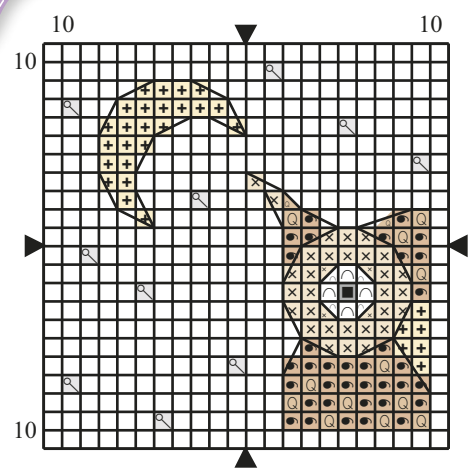

Thread & fabric cost
Approximately £25

*For stockists see page 90





TOP TIP
 Use card blanks in a complimentary shade to your stitched design for a striking finish



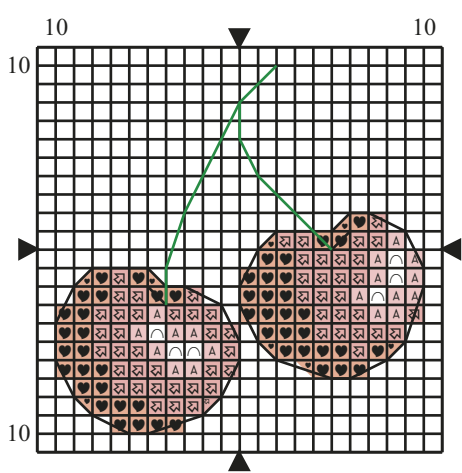
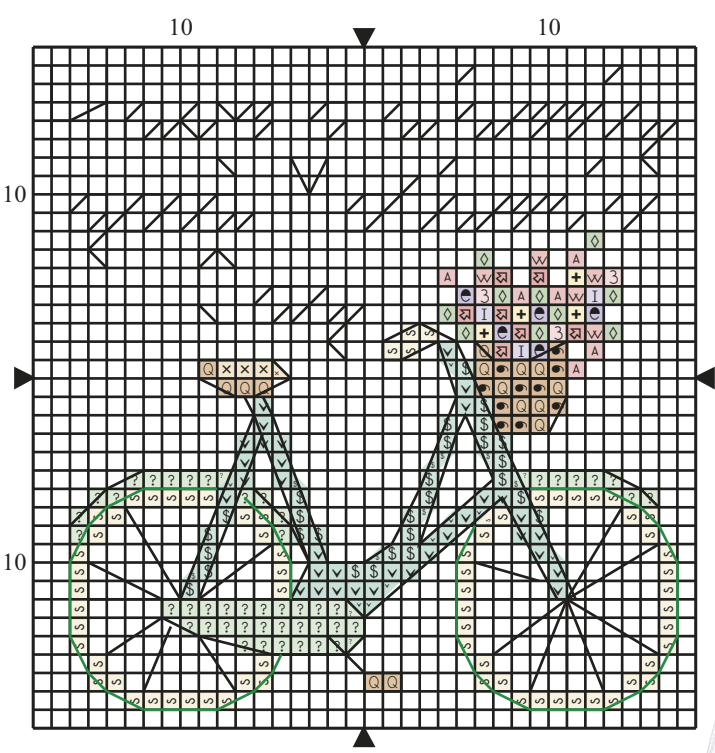
TOP TIP
 Choose thread or ribbon in a similar shade as your tags to secure them to your presents



Keryn READER PANEL



“I like the cupcake Mother's Day card design the best! How lovely would that be in a tiny little frame placed in a nook in the kitchen?!”



Mother's Day Cards key

✘ Cross stitch in two strands

	DMC	Anchor	Madeira	
∩	B5200	1	2401	white
I	155	1030	903	light purple
■	310	403	2400	black
÷	340	118	902	purple
⦿	415	398	1802	grey
✱	433	357	2602	dark tan
●	434	310	2009	tan
Q	435	1046	2010	light tan
x	437	362	2012	very light tan
♥	666	46	210	red
S	739	366	2014	cream
▼	911	205	1214	green
◇	912	209	1213	light green
∨	958	187	1114	dark emerald
\$	959	186	1113	emerald
W	962	75	609	dark pink
я	963	73	502	light pink
?	964	185	1112	light emerald
☒	3705	35	410	light red
A	3706	33	409	bright pink
3	3716	25	503	pink
●	3746	110	2702	dark purple
+	3855	311	2513	apricot
✘ Backstitch in one strand				
—	310	403	2400	black
✘ Backstitch in two strands				
—	310	403	2400	black
—	415	398	1802	grey

MAXIMUM STITCH COUNT 35 high x 35 wide
DESIGN AREA 14 HPI (28-count evenweave) – 6.5x6.5cm (2½x2½in)

These designs were stitched using DMC stranded cotton

THE WORLD OF Cross Stitching

To advertise here,
please contact Vicki Allan:

01173 008 214

Vicki.Allan@immediate.co.uk



Shipping
Worldwide


See our Website

@ ~ www.goldworkembroidery.com
or ~ www.goldworkkits.co.uk



Home Embroidery Kits Canvas Work Kits Leather Threads Shipping Information Blog Reviews Contact

Goldwork Kits by Carolyn £33.50 (incl. p&p).



*Something
Special
By Carolyn*

An unusual Goldwork Embroidery, this fantastic design is stitched on textured silk velvet that has been Hand Dyed in vibrant gingers, reds, greens and oranges, variable according to each unique mix.

It is worked using gold twists and jap gold together with hundreds of beads and tiny chips of gold purfl. A kit for the more experienced embroiderer, but **worth the effort.**

For details of other kits and our full range of Leather or to order,

Telephone 0121 705 3031.

Pay by card or cheque to:

"Carolyn Gayton", 9 Ryefield Close,
Solihull, West Midlands, B91 1PP

Delivery:

Same Day Despatch

*More Threads!
More Kits!
More Fun!*




Merejka

Cross Stitch Kits

- DMC threads
- Zweigart canvas
- John James needles



www.merejka.com
sales@merejka.com



آموزشگاه انعکاس منبع جدیدترین اطلاعات، مقالات و دوره‌های آموزشی هنری

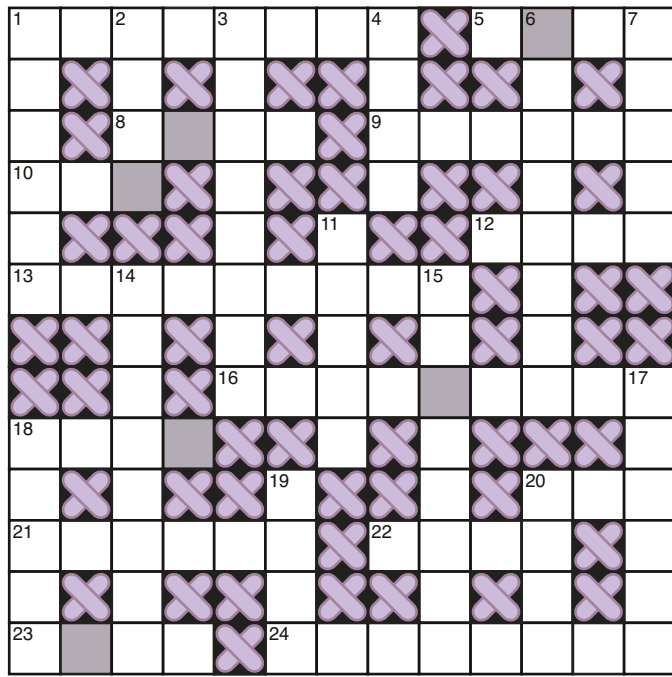
Enekas.Academy

Enekas.Academy

Enter by text, postcard or online for the chance to be lucky in our amazing giveaways

Enter to win!

With our crossword and freebies there are loads of prizes up for grabs



ACROSS

- 1 Announces or proclaims (8)
- 5 Thick smoky mist (4)
- 8 Run with a regular bounding movement (4)
- 9 Thrifty (6)
- 10 Small flying animal (3)
- 12 Reproduction of an original (4)
- 13 Prove beyond doubt (9)
- 16 Rear area of a lorry that can be let down on a hinge (9)
- 18 Bird's foot (4)
- 20 Drink gingerly (3)
- 21 Hanging spike of frozen water (6)
- 22 Complete silence (4)
- 23 Celebrity status (4)
- 24 In a bad-tempered and morose manner (8)

DOWN

- 1 Twice the number (6)
- 2 Young male horse (4)
- 3 Set of letters (8)
- 4 Secure box for valuables (4)
- 6 Shade of cream (8)
- 7 Channel worn away by running water (5)
- 11 Inflexible (5)
- 14 Strong light metal (8)
- 15 Done regularly and repeatedly (8)
- 17 Second-most important person in an organization (6)
- 18 Steep high rock face (5)
- 19 Famous Scottish loch (4)
- 20 Front part of the lower leg (4)

TO ENTER Solve the clues then rearrange the letters in the shaded squares to spell an Australian animal (6)

ANSWERS TO CROSSWORD FROM ISSUE 264: ACROSS: 1 Scribble, 5 Fade, 8 Fawn, 9 Exhort, 10 Pit, 12 Harm, 13 Daredevil, 16 Reinforce, 17 Wish, 20 Lap, 22 Assume, 23 Oval, 24 Klin, 25 Espresso. DOWN: 1 Snip, 2 Rafters, 3 Bewilder, 4 Even, 6 Aroma, 7 Estimate, 11 Avocat, 13 Drawback, 14 Leftover, 15 Trellis, 18 Sisal, 19 Here, 21 Polo. SOLUTION: ROSE

WIN! Furry Tales Prize

Mouse and birdie key

✕ Cross stitch in two strands


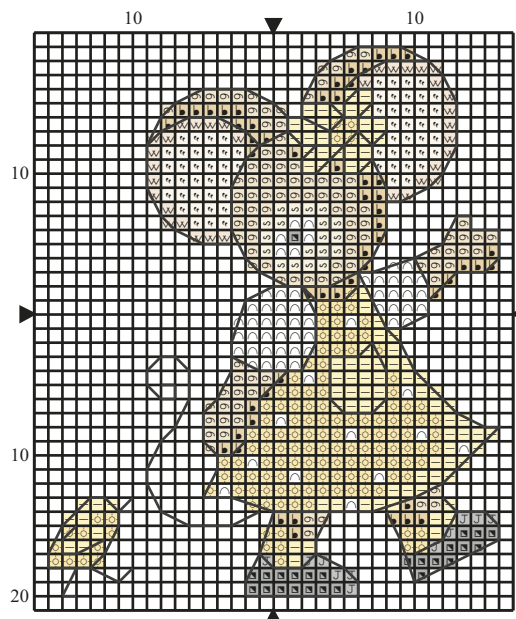
	DMC	Anchor	Madeira	
⌒	blanc	2	2402	white
J	414	235	1714	grey
b	436	1045	2011	tan
9	437	362	2012	light tan
o	725	305	113	dark yellow
—	727	293	112	yellow
s	739	366	2014	cream
w	754	1012	305	peach
r	948	892	306	light peach
■	3799	236	1713	dark grey
✕ Backstitch in one strand				
—	3799	236	1713	dark grey

STITCH COUNT 39 high x 32 wide

DESIGN AREA 14 HPI (28-count evenweave) – 7x6cm (2¾x2¼in)

This design was stitched using DMC stranded cotton

Each month one crossword winner gets an original print of Monty Mouse plus a limited-edition Titch chart, both by Lucie Heaton. To find more adorable Furry Tales designs, check out www.lucieheaton.com!



PRIZES WORTH £260

Show time

We've teamed up with the organisers of The Creative Craft Show* to offer you the chance to win a pair of tickets to this fantastic extravaganza for craft enthusiasts. Taking place at ExCeL, London, from 19-21 April, the show is a haven for anyone who fancies indulging their favourite crafty hobbies and stocking up for spring projects. Tickets cost £10 in advance and we have 13 pairs of tickets to give away.



TO ENTER text keyword **WOXS265SHOW** or label a postcard 'Creative Craft show tickets giveaway (WOXS265)'

PRIZES WORTH £320

Crafty day out!

The Craft4Crafters* show at the Bath & West Showground in Somerset is a crafter's haven! It's the perfect place to buy all your essential hobby and needlecraft supplies as well as attend workshops, watch live demos, meet your fave designers and browse galleries and stalls. The show is on 12-14 April and tickets cost £8, but we've got 20 pairs of tickets to give away!

TO ENTER text keyword **WOXS265TICKETS** or label a postcard 'Craft4Crafters show giveaway (WOXS265)'



HOW TO ENTER

CROSSWORD

By text: Text FURRY265 followed by the mystery word, your name and postal address to 87474 eg. FURRY265 Mystery, Name, 123 Any Rd, Anytown AB1 C23. Texts will be charged at 50p plus your standard network tariff rate.

By post: Write your name, address and the mystery word on the back of a postcard or stuck-down envelope and send it to: Crossword WOXS265, Immediate Media Co, 2nd Floor, Tower House, Fairfax Street, Bristol BS1 3BN.

Terms & conditions as far right except for: closing date for entries is 27 February 2018. One winning entry will be chosen at random from all eligible entries.

GIVEAWAYS

By text: Text the giveaway's keyword (see above)

followed by your name, email and postal addresses to 87474 eg. KEYWORD Name email@email.co.uk 123 Any Rd, Anytown AB1 C23. Texts will be charged at 50p plus standard network tariff rate. **Online:** Enter on our site, www.cross-stitching.com **By post:** Write your name and address on the back of a postcard or stuck-down envelope and send it to: *The World of Cross Stitching*, Immediate Media Co, 2nd Floor, Tower House, Fairfax Street, Bristol BS1 3BN. Closing date for all entries: 27 February 2018. One winning entry will be chosen at random from all eligible entries. Call ☎ 0117 314 8755 if you have a query. Full terms & conditions below.

TERMS & CONDITIONS: Promoter: Immediate Media Company Ltd. Promotion excludes promoter employees, contractors and anyone connected with the promotion or their direct family members. Closing

date for entries is 27 February 2018. By entering, you agree to be bound by all the rules of the promotion. Only one entry per person, per giveaway. Open to UK residents only. No responsibility accepted for lost, delayed, ineligible or fraudulent entries. Winning entries will be chosen at random from all eligible entries. Winners will be notified within 28 days of closing date. The draw is final and no correspondence will be entered into. For winners' details send an SAE within two months of closing date. If a winner is unable to be contacted within one month, the Promoter may redraw. Promoter reserves the right to substitute the prize with one of the same or greater value but there is no cash alternative. By entering you agree to receive details of offers and promotions from Immediate Media Company Ltd and related third parties. If you do not want to receive this information, add the words 'NO INFO' at the end of your text or write 'NO INFO' on your postcard.

*For stockists see page 90

PRIZES WORTH £370

CLASSIC

ENJOY THE VIEW

Artecy Cross Stitch* are offering ten lucky stitchers five printed classic cross stitch charts, together worth £37. From galloping horses to delightful cottage gardens, each whole-stitches-only pattern includes a black-and-white chart, a key and shopping list of DMC threads needed. Each finished design measures 52.5x37.5cm (21x15in) when using 14-count aida. Enter today for a chance to win this wonderful collection.

TO ENTER text keyword **WOXS265CHARTS** or label a postcard 'Artecy charts giveaway (WOXS265)'



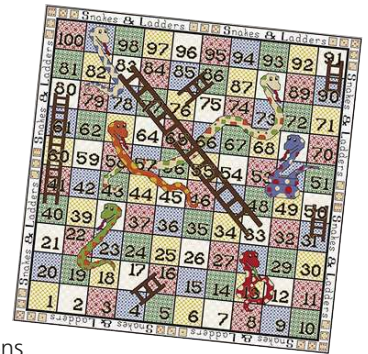
PRIZES WORTH £251

Stitch to play

If you're looking to stitch something special as a gift, then look no further than this Snakes & Ladders games board from DoodleCraft Designs*. This cross stitch and blackwork kit includes everything you need to stitch the board: chart and instructions,

18-count aida and pre-sorted threads on a loaded organiser. The completed design measures 40x40cm (15½x15½in). We have six of these fantastic kits to give away so enter today!

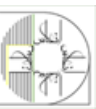
TO ENTER by text message use keyword **WOXS265DOODLE** or if entering by post, please label your postcard 'DoodleCraft Design giveaway (WOXS265)'



STRIKING
LIFELIKE
DESIGN



This intricate cross stitch pattern creates an almost life-like portrait of a mother and baby koala in their natural habitat



DESIGN BY **AMANDA BUTLER**

Hanging down under

Brighten your home by stitching the friendly faces
and furry coats of this koala duo

Bring the vibrant eucalyptus forests of Australia into your home with Amanda Butler's koala portrait. Everyone loves koalas, and this mother and her joey hanging out in a eucalyptus tree are just adorable. Koalas spend up to 18 hours a day sleeping, but in this pattern the lovable pair are wide awake and posing for us to stitch.

Worked on 14-count white aida, blue half cross stitches add depth and colour to the background, while several shades of green and backstitch help to define the eucalyptus leaves. A variety of greys create texture and detail in the koalas' fur, and backstitch picks out their facial features, bringing these magnificent mammals to life.

Factbox

- ✘ **Stitching Time**
Approx. 65 hours
- ✘ **Type of Stitches**
Cross stitch, fractionals, half cross stitch, backstitch
- ✘ **Ease of Stitching**
Intermediate

Try an
intricate
project


This project might seem like a challenge, but you'll end up with a stunning piece of artwork. The completed design measures 28x21.5cm (11x8½in) and will look fab mounted in a complementary rustic frame to hang on your wall for everyone to admire. ▶



Meet the designer


Amanda Butler

"I love capturing the playful personalities of animals in stitches. Koalas are nocturnal and known for being sleepy but I wanted to create a portrait of them wide-eyed and looking right at us as we bring them to life."



Cuddly Koalas chart (top left)





Cuddly Koalas key

✕ Cross stitch in two strands

	Anchor	DMC	Madeira	
∩	1	B5200	2401	white
♥	25	3733	606	pink
↗	54	956	610	dark pink
*	234	168	1708	ash grey
?	240	164	1401	light green
∨	242	989	1402	green
\$	244	987	1403	dark green
◆	246	986	1404	very dark green
b	355	975	2008	ginger
●	359	898	2005	brown
⊛	381	938	2003	dark brown
J	399	318	1801	grey
x	400	317	1714	dark grey
⌘	401	3799	1713	very dark grey
■	403	310	2400	black

✕ Half cross stitch in two strands

∩	130	809	1003	blue
---	-----	-----	------	------

✕ Backstitch in one strand

—	1	B5200	2401	white
—	403	310	2400	black
—	862	934	1506	avocado green

STITCH COUNT 154 high x 119 wide

DESIGN AREA 14 HPI (28-count evenweave) – 28x21.5cm (11x8½in)

SKEINS NEEDED 2x129 (blue), 2x234 (pewter grey), 2x399 (grey), 2x400 (dark grey)

This design was stitched using Anchor stranded cotton

“What a stunning design by Amanda Butler! It reminds me of a family holiday to Australia three years ago, where we visited a koala sanctuary. It would be lovely to recreate that memory by stitching this pattern.”




LEELA, DESIGNER


TOP TIP

Grid your fabric before you begin, marking 10x10 squares on your aida, as this will make it easier to count your stitches

Cuddly Koalas chart (top right)



Cuddly Koalas chart (bottom left)



Cuddly Koalas chart (bottom right)

Shopping list

- ✕ Zweigart* 14-count white aida measuring 43x37cm (17x14.5in)
- ✕ Stranded cotton as listed in the key
- ✕ Size 24 tapestry needle
- ✕ Frame and mount of your choice with a minimum aperture of 28x21.5cm (11x8½in)

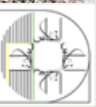

Thread & fabric cost
Approximately £26

*For stockists see page 90

Melanie READER PANEL



“The koalas in the ‘Hanging down under’ design are so cute. I have recently returned from an Australian vacation so I would love to stitch these two koalas and frame and hang them in my bedroom.”



TRY 3 ISSUES FOR ONLY £5!

when you subscribe to **Cross Stitch Crazy**



Bursting with fun, *Cross Stitch Crazy* is packed full of easy-to-follow charts that are quick to stitch, from all your favourite designers. With fun stories, great competitions and a fab free gift with every single issue, you'd be mad to miss it! Plus, with our special offer, you can **subscribe today and try three issues for just £5!**

Rachel

Rachel Beckwith, Editor

GREAT REASONS TO SUBSCRIBE

- ♥ **JUST £5** for three issues!*
- ♥ Continue with a **25% DISCOUNT** – just £22.49 every six issues
- ♥ **FREE UK delivery** – never miss an issue
- ♥ **FREE BONUS** gift with every issue

ORDER FORM

CZHA18

- Yes, I would like to subscribe to *Cross Stitch Crazy* with the special offer of **three issues for just £5** then £22.49 every six issues by Direct Debit

**SAVE
67%**

YOUR DETAILS

Title _____ First Name _____
 Surname _____
 Address _____

 _____ Postcode _____
 Telephone number _____
 Email address _____

- I would like to send a gift subscription (please attach a separate sheet with the address, email and telephone details of the recipient if you are giving a gift subscription)

This offer ends 31st December 2018

*This offer is for new UK print subscribers only subscribing by Direct Debit. You will receive 3 issues for £5 and then save 25% on the shop price with a Direct Debit step up of £22.49 every 6 issues. Full details of the Direct Debit guarantee are available on request. Prices correct at point of print and subject to change. Offer ends 31st December 2018

INSTRUCTION TO YOUR BANK OR BUILDING SOCIETY TO PAY BY DIRECT DEBIT



To: The Manager/bank/building society

Name of bank _____

Address _____

Postcode _____

Name(s) of account holders _____

Bank/building society account no. _____ Branch sort code _____

Instruction to your bank/building society

Please pay Immediate Media Company Bristol Ltd Direct Debits from the account detailed in this instruction subject to the safeguards assured by the Direct Debit Guarantee. I understand that this instruction may remain with Immediate Media Company Bristol Ltd and, if so, details will be passed electronically to my Bank/Building Society.

Signature(s) _____ Date _____

OFFICE USE ONLY

Reference Number _____

Originator's Identification Number

8 3 6 8 3 9

Banks and building societies may not accept Direct Debit instructions for some types of accounts

3 EASY WAYS TO ORDER

Order online at www.subscription.com/CZHA18

Call now on **03330 162 133**[†]

Order by post

آموزشگاه انعکاس منبع جدیدترین اطلاعات، مقالات و دوره‌های آموزشی هنری

Enekas.Academy

Enekas.Academy

Stockists

Buy your basic stitching stash and products we've featured



Commissioning Editor Ruth Southern
Production Editor Hannah Kelly
Art Editor Sue Congdon
Designer Leela Roy
Technical Editor Fiona Baker
Charting Assistants Heather Nugent, Hannah Erskine
Photography Steve Sayers
Contributors Yvette Streeeter, Katriel Costello, Rachel Beckwith
Group Advertisement Sales Manager Penny Stokes ☎ 0117 300 8206
Senior Brand Sales Executive Anna Summerson
Deputy Advertisement Sales Manager Victoria Allan
Ad Services Team Beth Philips, Glenn Irwin, Libby Parfitt
Production Director Sarah Powell
Production Manager Lizzie Ayre
Direct Marketing Manager Penny Clapp
Subscriptions Director Jacky Perales-Morris
Direct Marketing Executive Kate Jones
Direct Marketing Assistant Rachel Shircore
Buying Team Paul Torre, Corinne Mellerup, Karen Flannigan
Licensing & Syndication Joanna Marshall
Publisher Kerry Lawrence
Publishing Director Catherine Potter
Managing Director Andy Marshall
 Andy.Marshall@immediate.co.uk
CEO Tom Bureau



Getting started

Where to buy your cross stitch essentials. Turn to page 96 to see what you'll need!

✂ **ANCHOR**
www.makeitcoats.com
 Kits, fabrics & threads available in the UK from SewandSo
www.sewandso.co.uk
 ☎ 0800 013 0150

☎ 01924 371501
 For kits, fabrics, threads & more

✂ **JOHN JAMES NEEDLES**
www.jjneedles.com
 ☎ 01527 830941
 For needles & sewing essentials

✂ **CRAFT CREATIONS**
www.craftcreations.com
 ☎ 01992 781900
 For blank & aperture cards

✂ **DMC CREATIVE WORLD**
www.dmccreative.co.uk

✂ **THE WORLD OF CROSS STITCHING SUBSCRIPTIONS**
www.buysubscriptions.com/world
 ☎ 03330 162167

✂ **ZWEIGART**
www.zweigart.de
 For fabrics, buy in the UK from SewandSo, as above

Products to drool over!
 Browse the latest stitching designs and ideas on **PAGE 24**

Your projects

Find all the charts, kits, threads & accessories featured in this issue

✂ **ALWAYS KNITTING AND SEWING**
www.alwaysknittingandsewing.co.uk

✂ **ANGELA POOLE**
www.etsy.com/uk/shop/AngelaPooleDesign

✂ **ARTECY CROSS STITCH**
www.artecy.com

✂ **BOTHY THREADS**
www.bothythreads.com
 ☎ 01900 828 844

✂ **COUNTRY DESIGNS**
www.country-designs.co.uk

✂ **CRAFT4CRAFTERS**
www.craft4crafters.co.uk

✂ **CRAFT DEPARTMENT**
www.craftdepartment.com

✂ **CREATIVE CRAFT SHOW**
www.stitchandhobby.co.uk
 ☎ 01425 277988

✂ **DEAR SUKIE**
www.etsy.com/uk/shop/DearSukie

✂ **DIMENSIONS**
 Find UK stockists by emailing groves@stockistenquiries.co.uk

✂ **DOODLECRAFT DESIGN**
www.doodlecraftdesign.co.uk

✂ **DOTCOMGIFTSHOP**
www.dotcomgiftshop.com

✂ **ENCHANTED NEEDLE**
www.enchanted-needle.co.uk

✂ **GOLDLEAF NEEDLEWORK**
www.goldleafneedlework.co.uk

✂ **HERITAGE CRAFTS**
www.hcrafts.com
 ☎ 01889 575256

✂ **HOBBYCRAFT**
www.hobbycraft.co.uk

✂ **KREINIK**
 Available from SewandSo, as below

✂ **LAKESIDE NEEDLECRAFT**
www.lakesideneedlecraft.co.uk
 ☎ 0333 050 1184

✂ **LANARTE**
www.lanarte.com

✂ **LESLEY TEARE**
www.lesleyteare.com

✂ **LIQUORICE MOON STUDIOS**
www.etsy.com/uk/shop/LiquoriceMoonStudios

✂ **MILL HILL**
www.hantex.co.uk/millhill

✂ **MIRABILIA DESIGNS**
www.mirabilia.com

✂ **MOUSELOFT**
www.mouseloft.co.uk

✂ **PDA CARD AND CRAFT**
www.pdacardandcraft.co.uk



✂ **PIPII**
www.pipii.co.uk

✂ **SEARCH PRESS**
www.searchpress.com

✂ **SEWANDSO**
www.sewandso.co.uk
 ☎ 0800 013 0150

✂ **SIESTA FRAMES**
www.siestaframes.com

✂ **STITCHER**
www.stitcher.co.uk
 ☎ 0161 464 7310

✂ **STITCHROVIA**
www.etsy.com/uk/shop/Stitchrovia

✂ **TRIM CRAFT DIRECT**
www.trimcraftdirect.com

✂ **TUVA PUBLISHING**
www.tuvapublishing.com

✂ **VERVACO**
www.verachttert.be

✂ **YIOTAS XSTITCH**
www.yiotas-xstitch.com

✂ **ZWEIGART**
www.zweigart.de
 Available from SewandSo, as above

For UK: new subscription orders, enquiries, back issues & binder sales, please call the UK Subscription Hotline ☎ 03330 162167
 UK Freepost address: FREEPOST IMMEDIATE MEDIA
 Email: worldofcrossstitching@buysubscriptions.com

Overseas orders: ☎ +44 (0)1604 973745
For the US/Canada, address: *The World of Cross Stitching*, PO BOX 37495, Boone, IA 50037-0495
 Email: WVCscutserv@cdsfulfillment.com, www.britsub.com/worldcs ☎ 800 569 4601

For ROW, address: *The World of Cross Stitching*, PO Box 3320, 3 Queensbridge, Northampton NN4 7BF, United Kingdom

To subscribe online, visit: www.buysubscriptions.com/WCP265
 Basic Annual Rate 13 issues: UK £47.69, Europe £64, Rest of World £79

Distribution Frontline
Printed in England by William Gibbons

Our policy on copyright
 We are happy for you to copy our charts, but for personal use only, NOT for re-sale. No part of the magazine may be resold without permission. You may copy mail order coupons, subscription & competition entry forms.

Letters, messages posted to our Facebook wall & tweets sent to us may be assumed to be for publication & possible syndication, & we reserve the right to edit. The choice of Star Letter is the Editor's.

Immediate Media Co Bristol Ltd is dedicated to producing the very best consumer specialist interest magazines – designed to inform our readers, enhance their lives & give them the best value possible. Our magazines include *The World of Cross Stitching*, *Cross Stitch Crazy*, *Cross Stitch Gold*, *Cardmaking & Papercraft*, *Quick Cards Made Easy*, *Love Patchwork & Quilting*, *Simply Crochet* and *Mollie Makes*.

We take great care to ensure all elements of *The World of Cross Stitching* are accurate. However, we accept no liability for any misprints or mistakes that appear in this magazine.
 © Immediate Media Company Bristol Ltd 2018

We abide by IPSO's rules and regulations. To give feedback about our magazines, please visit www.immediate.co.uk, email editorialcomplaints@immediate.co.uk or write *The World of Cross Stitching* to the address below.

IMMEDIATE MEDIA CO

The World of Cross Stitching is published by: Immediate Media Co Bristol Ltd
 Tower House, Fairfax St, Bristol BS1 3BN
 ☎ 0117 927 9009 Fax: 0117 314 8310

Immediate Media Company Limited is working to ensure that all of its paper is sourced from well-managed forests. This magazine can be recycled, for use in newspapers & packaging. Please remove any gifts, samples or wrapping & dispose of it at your local collection point.

abc 34,726 (Jan-Dec 2014)
www.abc.org.uk

Key: ✂ Contact to find your local stockist ✂ Purchase direct by phone or online

Back issues

Complete your collection with back issues and a handy magazine binder



Issue 264

Love is in the air in our February issue. Your fave stichy mag is packed with 130 designs and ideas you're going to adore. Inside this issue you'll find 90 must-stitch charts – create a tropical kitchen collection, lion cushion, fruity sampler, stunning wedding sampler, cute kittens, floral ABC, plus heaps more!
YOUR FREE GIFT: Pretty foxgloves bookmark kit



Issue 263

Tatty Teddy 2018 diary, delicate snowdrops, hot water bottle, cute baby sampler, stylish all-occasion cards, fun robot ABC, beautiful fairy



Issue 262

Cute festive puppy card kit, traditional Santa, Nativity ABC, angel stocking, festive florals, Christmas campervan, sweet ice-skating animals



Issue 261

Christmas chart book & threads, Margaret Sherry mice, stag cushion, biscornus, festive food, holly ABC, snowy cards, gingerbread lighthouse



Issue 260

Cute Beunni 16-month Calendar, Christmas robins, autumn posies, Santa clock, home sweet home, festive blooms, Oriental sampler



Issue 259

3-in-1 Christmas kittens cards kit, bright poppies, cupcake cards, Mittens and Cyril, seahorse, shabby-chic stitching notions, Halloween



Issue 258

Herbert Hedgehog card kit, country cottage, poppy meadow, Helz Cuppleditch summer sailboat, koi pond, cute bunting, fairy motifs

Get a handy binder

Keep 13 issues of *The World of Cross Stitching* in perfect condition and well organised with our must-have magazine binder! It's yours for just £7.50. To order your binder, complete the coupon and send it to the address below or order online at www.buysubscriptions.com/worldbinder



Only £7.50 inc P&P

Order online at www.buysubscriptions.com/worldbackissues, by phone or use our form below

Back issue order form – or call 03330 162 137[†]

Item	Price UK	Issue no.	Qty	Total
Binder	£7.50	—		£
Back issues	£5.99			£
Grand Total				£

For UK back issues, please send this completed coupon and payment to: **The World of Cross Stitching, FREEPOST IMMEDIATE MEDIA (no further address or stamp required, please write in capitals).**

Overseas pricing for back issues: Europe £8.35, Rest of World £9.35.
 Overseas pricing for binders: Europe £9.60, Rest of World £11.50. All prices include P&P.
 Email worldofcrossstitching@buysubscriptions.com or send to
Overseas Back Issues, The World of Cross Stitching, PO Box 3320, 3 Queensbridge, Northampton NN4 7BF, United Kingdom.

All information correct at time of going to press. Stock levels liable to change.
 Data protection: Your personal information will be used as set out in our Privacy Policy, which can be viewed at www.immediate.co.uk/privacy-policy. Please give us your email address to receive special offers and promotions from Immediate Media. *The World of Cross Stitching*. You may unsubscribe at any time.

METHOD OF PAYMENT

Cheque/postal order (made payable to Immediate Media Company Ltd).
 Please write your name and address on the back of your cheque.

MasterCard Visa Delta

Card no.

Maestro issue no. Expiry date /

Signature Date

Full name

Address

Postcode Daytime tel number

Leisurecraft
TEWKESBURY



Telephone:
01684 297586



All 447 Plain DMC Colours
in two
Presentation Boxes
ONLY £180
+ £14 Special Delivery



DMC Threads
8 Meters on Large
Bobbins **50p Each**
+ Postage at cost

www.leisurecraft-tewkesbury.com

X-STITCH BIRDS
EXQUISITE BIRD DESIGNS IN COUNTED CROSS STITCH
WWW.XSTITCHBIRDS.COM



Avocet
16 hpi kit - £23.99 + £3.00 p+p
14 hpi kit - £24.99 + £3.00 p+p

For free
catalogues
Tel. 01308 897221
Visit website
www.xstitchbirds.com

or write to
X-Stitch Birds
Burton Lodge
Barr Lane
Burton Bradstock
Bridport
Dorset
DT6 4PU

Please make all cheques
payable to R P LAMBE



www.goldleafneedlework.co.uk



reat cross stitch kits, fabrics, threads & more...



New! Fabric Flair
Outer Space Aida
From £8.50



Three Little Pigs by Penny Haines
CL188 Splish Splash
Kit £16 Chart £6



35 New DMC Colours - set of 1
of each new skein £24

For our latest mail order catalogue please send A5 SAE to
12, Worcester Road, Hull, HU5 6XE or order on 01482 571120

THE WORLD OF Cross Stitching

To advertise here,
please contact Vicki Allan:

01173 008 214

Vicki.Allan@immediate.co.uk

recycle

The
Possibilities
are
Endless



Recycle your magazine and seven days
later it could come back as your newspaper

www.recyclenow.com

آموزشگاه انعکاس منبع جدیدترین اطلاعات، مقالات و دوره‌های آموزشی هنری

Enekas.Academy

Enekas.Academy




A new lease of life

When David Lockwood was diagnosed with a serious illness, cross stitching gave him a positive focus

David Lockwood has always had many hobbies and interests. From ham radio and playing the piano to building a model railway and growing plants, he's enjoyed each one with passion over the years. But when David was diagnosed with cancer and heart problems in 2017, he sadly lost interest and only wanted to sit in his chair.

David's wife, Julia, and daughter Cherry wanted to find a new activity that David could enjoy while sitting. "I don't cross stitch but our daughter has in the past," Julia says. "Cherry thought that cross stitch would inspire David and aid his recovery by giving him something to concentrate on." Cherry knows her dad loves nature so she chose a cross stitch pattern of a butterfly. It said 'simple and quick' on the pattern so she thought it would be ideal for a beginner like her dad.

Apparently, when David received the butterfly pattern, he said "I can't do that!" but over the following weeks, and with no help, he started cross stitching. "David finished stitching the butterfly completely on his own and that's when I started to buy *The World of Cross Stitching* as I thought it would help to inspire him, which it did," Julia remembers. "Every day he was learning something new with concentration and would



A new passion: David discovered a new hobby in cross stitching and has found it a therapeutic distraction from his illness

practice on a spare piece of aida – and he succeeded!"

David has always enjoyed intricate work, like mending broken ceramics, so the detailed nature of cross stitch really appeals to him. "David sees cross stitching as an art form, creating something beautiful from coloured threads which eventually turns into a picture," says Julia. David loves stitching nature and country scenes and has been inspired by the cross stitch designs of John Clayton and Karen Carter, and he looks forward to receiving his copy of *The World of Cross Stitching* each month.

"David has found cross stitching so rewarding"

Cross stitching has helped David's recovery from his operation. Julia says, "David can't do anything too physical at the moment so he has found cross stitching the ideal hobby. It takes his full concentration and distracts him from any imminent surgery."

When David first began stitching he was embarrassed to tell his friends about his new hobby, but once he'd finished the butterfly pattern he was so proud of his work that he continued. David would love to see more men stitching, though!

"Cross stitching has given David a new lease of life," Julia says, "he's slowly regained interest in some of his old hobbies, but cross stitching is now number one!" ✕



A true hobbyist: David with his wife Julia (right), and David with his stitching, radio and railway (left)

Coming Soon

Next month in

THE WORLD OF Cross Stitching

Britain's No.1

ISSUE 266
ON SALE
22 FEB



HAPPY EASTER

Try something new with this Easter basket set, stitched on plastic canvas



GLITZ & GLAMOUR

Capture the charm of the 1920s in this delightful Art Deco design



MAGICAL MAKES

Add a touch of sparkle to your stitching with these unicorn-themed cards



HOME SWEET HOME

This colourful street scene will make a perfect 'new home' gift

Contents subject to change. Gift(s) only with print edition, and overseas gift(s) may vary

آموزشگاه انعکاس منبع جدیدترین اطلاعات، مقالات و دوره‌های آموزشی هنری

Enekas.Academy

Enekas.Academy

Coming Soon



Say hello to our trendy feline friend

Enjoy stitching Margaret Sherry's pretty kitty as she gets dressed up in her finest!



NEW SEASON

Stitch this delightful hanging to bring fresh spring blooms into your home



STITCHY CHALLENGE

Take your stitching to the next level with this Venice carnival mask design

FREE SPRING BIRDIE GREETING CARD KIT

Everything you need to stitch this pretty springtime greeting card!

Your free gift includes:

- 14-count aida
- Stranded cotton
- Tapestry needle
- Colour chart & key
- Illustrated card & envelope

PLUS MUCH MORE

- ✘ A Design Library filled with Easter-themed motifs
- ✘ Your cross stitching queries answered by our experts
- ✘ Sleepy baby bears ABC designed by Jenny Barton
- ✘ Colourful bookmark set – a perfect quick-gift idea
- ✘ Your stories, inspiration & letters... plus much more

YOUR NEW FREE GIFT!



TO SUBSCRIBE ☎ 03330 162 147 CAN'T WAIT FOR NEXT ISSUE?



آموزشگاه انعکاس منبع جدیدترین اطلاعات، مقالات و دوره‌های آموزشی هنری

Enekas.Academy

Enekas.Academy



How to...

Just beginning? Follow Fiona's guide to stitching success!



Stitching's a breeze!
Let Technical Editor Fiona show you how it's done in our reference guide

CHOOSE YOUR ESSENTIALS...

Start with these must-have items

1. FABRICS

Begin with either aida or evenweave.

Aida is best for beginners, with regular woven blocks and obvious holes. It's stiffer than evenweave, but will soften slightly as you work. 14-count aida is the most common. It's harder to work fractional stitches on aida, as you'll need to make an extra hole in the fabric, in the centre of the aida block.

Evenweave is a lovely fabric to work on when you have a little more experience. The fibres aren't woven in blocks as with aida, so it's softer and the fine weave has more threads-per-inch – the most commonly used is 28-count. One stitch is usually worked over two threads of the fabric so it has an equivalent design size of 14-count aida. Cross stitching fractional stitches is easier on evenweave, as there's a central hole spare so you don't need to split a block as for aida.



START CROSS STITCHING...

Make sure you hit the mark first time, every time with our top tips!

✘ **Choose your project...** With our Factbox guide in every one of our projects you can make sure you choose the right level for you. Absolute beginners should aim for a design without fractional stitches.

✘ **Buy your materials...** To make sure your design looks great, use our Shopping List for each project, which specifies everything you'll need. Using another fabric with different HPI (holes per inch) will give a different finished size of design. You can calculate your fabric requirements like this: $\text{Stitch count} \div \text{HPI of 'new' fabric choice} = \text{new size in inches}$. Add at least 10cm (4in) on each dimension to allow for mounting, or less for cards.

✘ **Get ready...** We always recommend starting in the centre of a design and working outwards. Our charts are marked with two centre arrows so find a symbol close to the centre and begin there.

✘ **Get set...** Find the centre of your fabric by folding it in half and half again. The point where the folds cross corresponds to the centre so this is where your central stitch should go.

✘ **Get stitching...** Begin your stitches in two strands of thread with a loop start for the neatest way to get going. It uses one double-length (80cm) strand with both ends threaded together. See our diagrams for how to stitch. Finish threads by weaving the left-over 'tail' under a few stitches at the back.



Fabric choices: Aida (left) with obvious holes is better for beginners. Evenweave (right) has a finer weave: see our video at www.cross-stitching.com

2. THREADS

You'll need **stranded cotton** – this coloured thread comes in 8m skeins and is made up of six strands. The count of your fabric will determine the number of strands you use in your needle. Typically for 14-count aida you'll use two strands for cross stitch and just one strand for backstitch. This is indicated in the key or instructions for your project. There are three main brands – DMC, Anchor and Madeira – which are all smooth and easy

3. NEEDLES

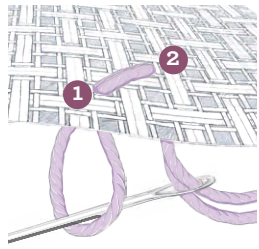
To cross stitch, use a **tapestry needle**, which has a blunt tip and larger eye than a regular sewing needle. It easily passes through the fibres of aida and evenweave. Different needle sizes are available, with varying lengths and widths, so choose the best for your fabric – see our guide below. Other needles are useful too – try a fine beading needle for adding bead accents. You may prefer a sharp-tipped embroidery (or crewel) needle to split aida blocks when stitching fractional stitches.

Tapestry needle	Aida	Evenweave
6-count	6-count	
8-count	8-count	
11-count	11-count	22, 25 & 27-count
14-count	14-count	28-count
16-count	16-count	32-count*
18-count	18-count	36 & 55-count

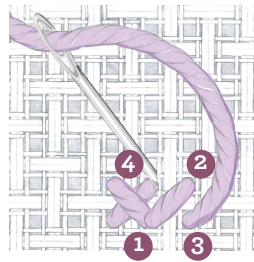
*Also includes 22-count Hardanger

How to stitch

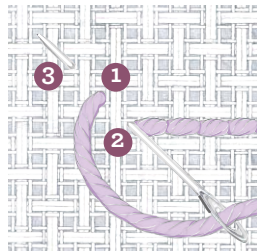
Tackle the basic stitches in our charts...



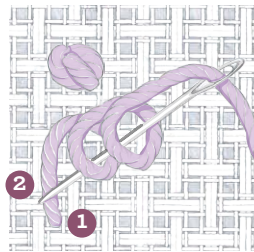
Loop start With both ends of a strand threaded, bring your needle up (1), leaving a loop at the back. Work the first arm of your stitch (2) & secure it by passing your needle through the loop.



Cross stitch Bring your needle up at the bottom left corner (1) & down in the top right (2) for the first 'arm' of your stitch. Work the second arm, coming up in the bottom right (3) & going down in the top left (4).



Backstitch Add detail and definition. Bring your needle up at (1) & down at (2), come up again at (3), then back down at (1) & so on, to direct each stitch 'back' towards the line of the growing backstitch.



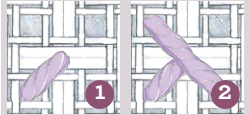
French knots Easy with practice – come up in the fabric (1), keep the thread taut & wrap twice around the needle. Push the needle down, close by, but *not* in the same hole (2). Split the aida block for a neat knot.

FRACTIONAL STITCHES

Fractionals let you create rounded edges



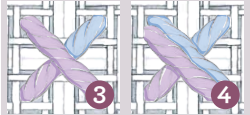
Quarter
The chart shows which corner has the fractional. Bring the needle up in that corner and down in the centre of the square, halfway across the diagonal (diagram 1).



Three-quarters
Work a quarter stitch, then a half stitch across the other diagonal arm of the square as in diagram 2. Like quarters, three-quarter stitches can face any direction.



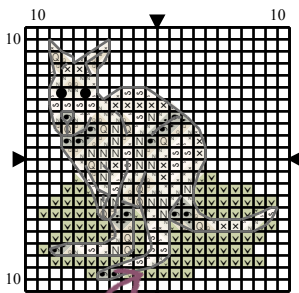
Two symbols
When two symbols share a square, work a fractional in each colour. Decide on the quarter stitch for the background colour, then a three-quarters stitch for the main one (diagram 3).



Back-to-back
For a stronger outline, work a three-quarter stitch in each colour, stitching them back-to-back (diagram 4). Make sure that the two half stitch arms lie neatly parallel to each other.

How to read our keys

Clear symbols, colours & all the info you need!



Symbols

Look for a symbol close to the chart centre – the arrows on our charts easily show the centre so you won't need to count! Find this symbol in the key. The codes in that row show which thread shades to use for cross stitching blocks with this symbol.

Thread brands

The thread shades are listed in separate columns for the different manufacturer brands of thread. For best results, you should stick to one manufacturer for the whole of a design.

Backstitch & French knot shades

The shades used for these are listed under the cross stitch symbols. The number of strands needed for these can vary, so make sure you check how many to use, as specified in the key.

Wallaby key

✖ Cross stitch in two strands

	DMC	Anchor	Madeira	
∞	ecru	926	2404	light cream
✓	470	267	1502	green
Q	642	903	1905	stone grey
N	644	830	1814	dark cream
x	822	390	1908	cream
●	3787	273	1811	dk stone grey

✖ Backstitch in one strand

—	844	1041	1809	grey
---	-----	------	------	------

✖ French knots in one strand

●	310	403	2400	black
---	-----	-----	------	-------

STITCH COUNT 20 high x 20 wide
DESIGN AREA 14 HPI (28-count evenweave) – 3.5x3.5cm (1½x1½in)

This design was stitched using DMC stranded cotton

Stitch count & Design area

The finished size of your design – in stitches and on a particular fabric. HPI stands for 'holes per inch'.

Jargon buster!

Use our A-Z of cross stitch to know what's what...

Afghan – a woollen blanket with areas inset for cross stitching, often used for baby designs

Aida band – a narrow strip of aida, available in varying widths, and finished with a decorative edge

Aperture – a hole through which a design is seen in cards & frames

Backstitch – used to add detail & definition. See how to stitch it in our diagram above!

Beading needle – a longer, finer needle than a tapestry needle, used for adding seed beads to a design

Counted stitches – embroidery stitches worked on counted, or evenly woven, fabrics like aida & evenweave. Cross stitch is the most basic counted stitch

Floss – USA term for stranded cotton

Fractional stitches – made from either a

quarter or three-quarters of a cross stitch, these allow you to create 'rounded' edges. See how to make these in our diagrams above!

Half stitch – made up of only one half (one 'arm') of a cross stitch, it gives less dense coverage so an overall lighter effect in the design

Hoop – a wooden or spring-mounted plastic circular frame that holds your fabric taut while

working a design
Longstitch – long backstitches, crossing larger fabric distances

Metallic threads – similar to stranded cottons, these have a metallic finish for shine and sparkle

Perforated paper – toughened paper with a tiny grid of holes, which can be used for stitching instead of fabric

Plastic canvas – plastic alternative to

fabric which won't fray when cut

Skein – an 8m length of stranded cotton, divisible into six separate strands

Soluble aida – temporary fabric which, like waste canvas, is used to add cross stitching to non-counted fabrics, & then dissolved away in water afterwards

Stitching over two – term used to describe stitching over two threads of the weave of

an evenweave fabric
Variegated thread – specific type of stranded cotton, in which the colour changes along the length of the thread for a shaded effect

Waste canvas – loosely woven fabric, held together with soluble glue. Used to add designs to clothing & other non-counted fabrics before being moistened & the fibres withdrawn with tweezers

Our STITCHING WORLD

For a place to put your feet up and find some fun and stichy chat, look no further...

Are you part of a crafting community? Whether it's with your friends, a craft club or online, it's nice to share your stichy passion with others. Hannah is starting a new lunchtime craft club at WOXS HQ so that people can share their crafty skills and take some time to work on WIPs. Why not try setting up your own craft club at work or in your local community?

Have you heard of Flosstube? This online cross stitch phenomenon is a place for stitchers to post video tutorials online for the benefit of other crafty people around the globe. Go to www.youtube.com and search for 'Flosstube' for tips, tutorials, vlogs and more to join this active community – whether you want to put yourself in front of the camera too, or stay firmly behind it!

The WOXS team
X X



Our Pinterest Picks



Have you got the Pinterest bug yet? Here are three hot ideas we've spotted and pinned to our boards... Find these and lots more when you visit us: www.pinterest.com/worldofxs



Sudoku

Fill the grid so each row, column & 3x3 box has numbers one to nine

9	7			2	3			
	1	4						
			8				6	
			4				1	2
4	1	8					5	
				6	9			
8		6	1	9				
	5		2					6
3				5		1		7

WHAT'S HOT

- ✖ Pantone colour of the year for 2018 is ultraviolet! Can't wait to start stitching in purple
- ✖ So chic! See Paris in stitches with the *Criss Crossing Paris* book from Search Press*
- ✖ Adding giant colourful bows to your giftwrap this Mother's Day

*For stockists see page 90

THE WORLD OF Cross Stitching

Britain's No.1



GET
THE DIGITAL
EDITION OF
YOUR FAVE
MAG!



Have *The World of Cross Stitching* delivered straight to your device and enjoy while on the move

Simply search the Apple, Google Play and Amazon stores for *The World of Cross Stitching*, download the app and get stitching!



آموزشگاه انعکاس منبع جدیدترین اطلاعات، مقالات و دوره‌های آموزشی هنری

Enekas.Academy


Enekas.Academy

HERITAGE Crafts

Working with talented artists to produce beautiful counted cross stitch designs



After the Walk based on a photograph by Villager Jim - 32 x 22cm



THE INDIVIDUAL

The Individual


by Peter Underhill - 9 x 11.5cm



THE IMPOSTER

The Imposter

by Peter Underhill - 9 x 11.5cm



THE ANTAGONIST

The Antagonist

by Peter Underhill - 9 x 11.5cm



Chorus Line by Valerie Pfeiffer - 34 x 9cm



The Potting Shed by Karen Carter - 37.5 x 10cm




The Sewing Room by Karen Carter - 37.5 x 10cm




Deer Park by John Clayton - 32 x 22cm



Darcey by John Clayton - 26.5 x 39cm



Gabriella by John Clayton - 27 x 43.5cm



Susannah by John Clayton - 30.5 x 43.5cm

Heritage Crafts Ltd. Redbrook Lane, Rugeley, Staffordshire WS15 1QU Tel : 01889 575256 Email : enquiries@hcrafts.com

آموزشگاه انعکاس منبع جدیدترین اطلاعات، مقالات و دوره‌های آموزشی هنری

Enekas.Academy

Enekas.Academy